LIGHT UP YOUR PROJECTS

L&L

Luce&Light

LIGHT UP YOUR PROJECTS

LIGHTING UP YOUR PROJECTS FOR THE LAST TEN YEARS

ARCHITECTURAL
ACCENT
URBAN
FUNCTIONAL
EMOTIONAL
PATHS AND STEPS
DECORATIVE
LANDSCAPE
MUSEUM

L&L
Luce&Light

ARCHITECTURAL

Basilika St. Cyriakus, Duderstadt, Germany
Light planning by Die Lichtberater Michael Feller
Photo © Manfred Zimmermann

ACCENT

Vittoriale degli Italiani
Gardone Riviera, Brescia, Italy
Photo by Germano Borrelli

URBAN

SoleVital, Bad Laer, Germany
Project and light planning by pbr Planungsbüro Rohling

FUNCTIONAL

House La Rochefoucault, Montendre, France
Project by SDEER 17

EMOTIONAL



i-Suite Hotel, Rimini, Italy
Light planning by Studio Luce Elfi
Photo by Fabio Bascetta

PATHS AND STEPS



Wave/Cave by SHoP ARCHITECTS
Fuorisalone 2017, Milan, Italy
Project by SHoP ARCHITECTS
Light planning by PHT Lighting Design

DECORATIVE

LANDSCAPE

Zoom Biopark, Turin, Italy
Light planning by Studio Stiel

APART spaziocritico, Vicenza, Italy
Courtesy of Sharon Di Carlo

MUSEUM

10th Anniversary
2007/2017

L&L BRINGS ART TO LIGHT

L&L IS OFFICIAL SPONSOR OF THE TEATRO OLIMPICO IN VICENZA

The Teatro Olimpico, the work of Andrea Palladio, is one of the artistic wonders of the city of Vicenza and was declared a World Heritage Site by UNESCO in 1994. To celebrate its first ten years in business, L&L has chosen to link its name with that of the Teatro Olimpico as an official sponsor.
We are participating in the relaunch of this architectural work by literally showing the garden in a better light and promoting its history, and the theatrical season, with a new website:
www.teatroolimpico.vicenza.it

TEATRO OLIMPICO

PHILIPS
L&L

PLUG IN AND LIGHT UP YOUR PROJECTS

bimobject®

From April 2017, L&L is making a selection of its lighting fixtures available to lighting professionals in BIM (Building Information Modelling) format.
This is a special kind of 3D model that contains photometric data, technical characteristics and descriptive information. It allows multiple users to all work at the same time on the same shared project.
It is designed to be integrated easily into the different design software packages and is available in several formats: 3DS, Archicad, DWG Autocad, IFC, Revit e Sketchup.

DIALux

Thanks to the plug-in that the company has developed for DIALux software, L&L products can be added directly into your lighting projects.
It includes real 3D models, complete with mechanical nodes for adjustability, and lighting fixtures in all available optics and finishes.

ARCHI TONIC

archiproducts®

Archi EXPO

LUMEN OUTPUT

The lumen output for each device is given on the product page below the code and is expressed using two values:

LUMEN OUTPUT AT SOURCE

LED lumen output
with the LED colour temperature in brackets.



DELIVERED LUMEN OUTPUT

The actual lumens delivered by the device
with, in brackets, the LED colour temperature
and the optics mounted.

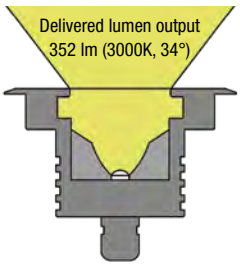

Both values are recorded at the device's operating temperature.
By convention, the value for the delivered lumen output refers to the average optics.
In those cases where other optics noticeably affect the lumen output, multiple values are given.
Together with the lumen output, other specifications, such as the power consumption and supply,
and the CRI, are provided to further clarify the value given.

Both the at-source and the delivered lumen outputs of devices with RGB, RGBW and
dynamic white LED colours are expressed with both the total value and the value for each colour.

PROTECTION SYSTEMS

ELECTRICAL PROTECTION SYSTEM

This symbol identifies a lighting fixture with EPS, which protects fixtures for indoor applications against electrical problems. This innovation, patented by L&L, guarantees electrical protection against polarity reversal, hot plugging and voltage spikes of up to 48Vdc, which can occur if there are faults in the electrical circuit.

SURGE PROTECTION DEVICE

The SPD protects lighting fixtures from electrical phenomena external to the system, such as power surges. In particular, this device is specifically for protection against serious events with a high energy content.

INTELLIGENT PROTECTION SYSTEM

The IPS protects lighting fixtures from water infiltrations, which can occur if there are faulty junctions between the cables in outdoor or underwater applications. This innovation, patented by L&L, also guarantees electrical protection against polarity reversal, hot plugging, ESD and power surges up to 48Vdc, which can occur if there are faults in the electrical circuit.

PROTECTIVE IMPEDANCE DEVICE

The PID protects lighting fixtures from electrical phenomena external to the system, such as static electricity accumulation or electromagnetic interference coming from the mains power. Generally, these are events with a low energy content.

NTC

TEMPERATURE CONTROL BUILT IN

This is an NTC thermistor mounted on the LED board to protect the product against overheating. Should the product function at an operating temperature greater than the maximum temperature at which it can operate correctly, the protection is activated and gradually reduces the power.

PALLADIANO THE LIGHTING ALL-ROUNDER

DESIGN BY FRANCESCO IANNONE

OUTDOOR PROJECTORS
OUTDOOR WALL MOUNTED
OUTDOOR CEILING MOUNTED
OUTDOOR BOLLARDS
URBAN LIGHTING
OUTDOOR SUSPENDED LIGHTING

P. 507

Palladiano is a family of fixtures whose distinctive design
means it can offer multiple lighting possibilities.
It is enormously versatile, thanks to its harmonious
shape featuring two distinctive semi-circular arms.
These support adjustable optics that can direct the light beam through an extensive rotation.
Palladiano is available in a range of configurations that can satisfy all kinds
of project requirements, making it perfect for every application.
Its personality really comes to the fore in combination with the
optical accessories – colour and shadow-effect filters (forest, rain, water, among others)
that bring to mind natural environments and create unique settings.

P. 649

P. 545

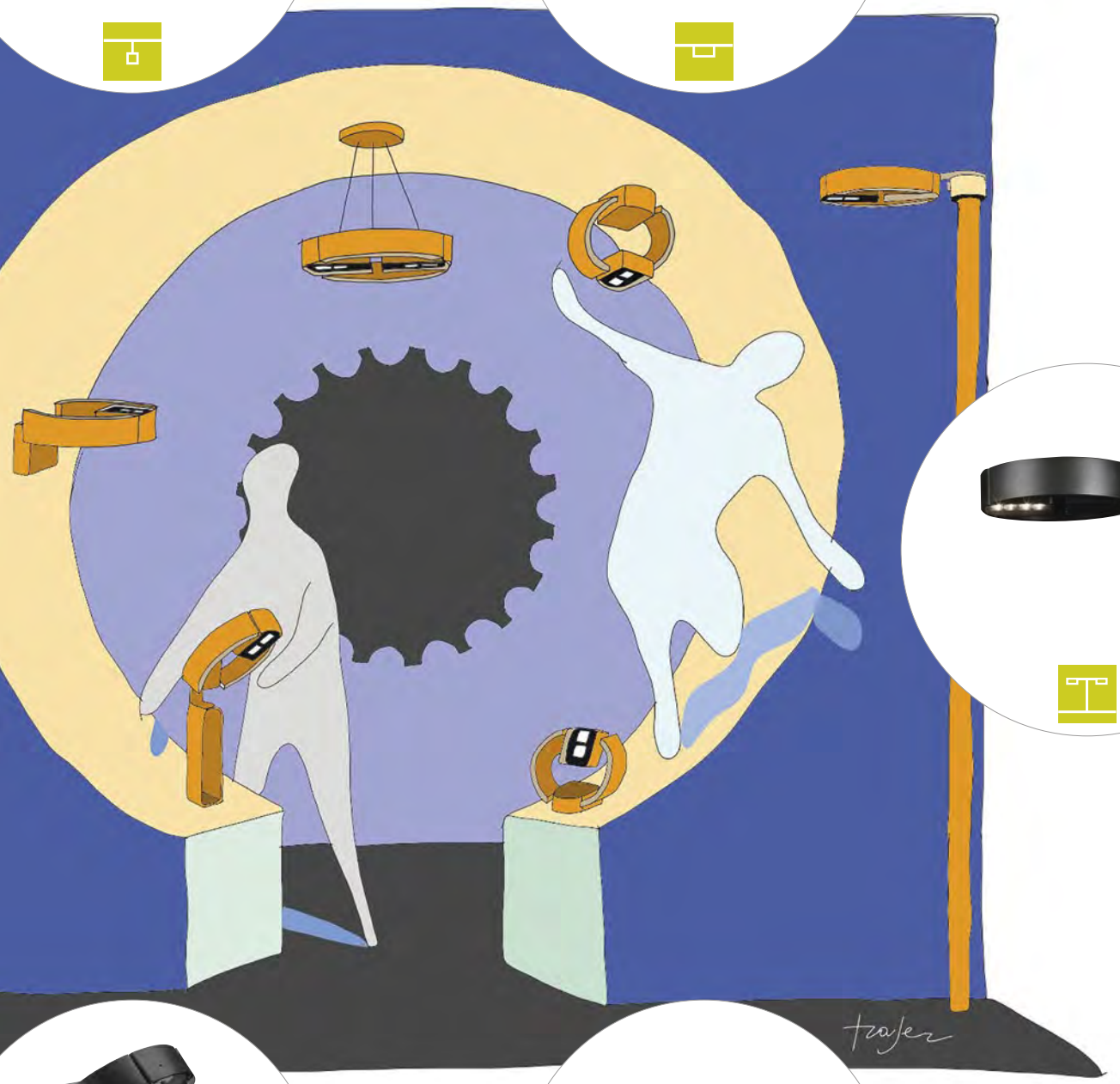

P. 629

P. 611

P. 405

RECESSED

INDOOR

ECHO LED 1.0 / 2.0 / 3.0 / 4.0
P. 46

ESEM MINI 1.0 / 1.6
P. 50

ESEM MINI 1.1 / 1.7
P. 50

ESEM MID 1.0 / 1.6
P. 52

ESEM MID 1.1 / 1.7
P. 52

ESEM 2.0 / 2.6
P. 55

ESEM 3.0
P. 56

ESEM 3.1
P. 57

ESEM 3.2
P. 57

ESEM 4.0
P. 58

ESEM 4.1
P. 59

ESEM 4.2
P. 59

EYES 1.0 / 1.6
P. 66

EYES 1.2 / 1.8
P. 66

EYES 2.0
P. 68

EYES 2.1 / 2.7
P. 68 / 71

EYES 2.2
P. 69

EYES 2.3 / 2.9
P. 69 / 71

EYES 3.0 / 3.6
P. 72

EYES 3.1 / 3.7
P. 72

EYES 4.0 / 4.1
P. 74

EYES 5.0 / 5.1
P. 75



LED OPTICAL FIBRES
P. 81

QUAD 1.0
P. 86

QUAD 1.2
P. 86

QUAD 2.0
P. 87

QUAD 5.1
P. 88

QUAD 5.2
P. 89

QUAD 5.3
P. 89

QUAD 6.1
P. 90

QUAD 6.2
P. 91

QUAD 6.3
P. 91

QUAD MAXI 1.1
P. 92

QUAD MAXI 1.2
P. 93

QUAD MAXI 1.3
P. 93

QUAD MAXI 2.1
P. 94

QUAD MAXI 2.2
P. 95

QUAD MAXI 2.3
P. 95

QUAD MAXI 3.1
P. 96

QUAD MAXI 3.2
P. 97

QUAD MAXI 3.3
P. 97

QUAD MAXI 4.1
P. 98



QUAD MAXI 4.2
P. 99

QUAD MAXI 4.3
P. 99

SIMPLY 1.0
P. 105

TURIS MINI 1.0
P. 109

TURIS MINI 1.1
P. 109

TURIS 1.0
P. 110

TURIS 1.1
P. 110

TURIS 1.2 / 3.2
P. 111 / 115

TURIS 1.3 / 3.3
P. 111 / 115

TURIS 2.0 / 4.0
P. 113 / 116

TURIS 3.0
P. 114

TURIS 3.1
P. 114

TURIS 5.0
P. 117

TURIS 5.1
P. 117

TURIS 6.0 / 8.0
P. 118 / 120

TURIS 7.0
P. 119

TURIS 7.1
P. 119

RECESSED

OUTDOOR

BEAM 1.0
P. 128

BEAM 2.0 / 2.6
P. 130

BEAM 2.1 / 2.7
P. 130

BRIGHT MINI 1.0
P. 138



BRIGHT MINI 1.1
P. 138

BRIGHT 1.0 / 1.2 / 1.6 / 1.8
P. 140 / 144



BRIGHT 1.1 / 1.3 / 1.7 / 1.9
P. 140 / 144

BRIGHT 1.4
P. 143

BRIGHT 1.5
P. 143

BRIGHT 2.4 / 2.8
P. 147 / 150



BRIGHT 2.5 / 2.9
P. 149 / 150

BRIGHT 3.2 / 3.6
P. 152 / 154



BRIGHT 3.3 / 3.7
P. 152 / 154

BRIGHT 3.4 / 3.8
P. 153 / 155



BRIGHT 3.5 / 3.9
P. 153 / 155

BRIGHT 4.7
P. 157

BRIGHT 5.0 / 5.6
P. 158



BRIGHT 5.1 / 5.7
P. 158

BRIGHT 5.8 / 6.8
P. 161 / 163



BRIGHT 5.9 / 6.9
P. 161 / 163

BRIGHT 6.0 / 6.6
P. 162

BRIGHT 9.7
P. 165

GOCCIA 2.0 / 2.6
P. 178

GOCCIA 2.1 / 2.7
P. 178

ICE LED 1.0
P. 183

ICE LED 1.1
P. 183

LITUS 1.0 / 1.6
P. 188

LITUS 1.1 / 1.7
P. 188

LITUS 2.0
P. 191

LITUS 2.1
P. 191

LITUS 2.2 / 2.8
P. 192

LITUS 2.3 / 2.9
P. 192

LITUS 5.0
P. 194



LITUS 5.1
P. 194

LITUS 5.2
P. 195



LITUS 5.3
P. 195

RONDÒ 1.1
P. 204

RONDÒ 1.2
P. 205

RONDÒ 2.1
P. 205

RONDÒ 3.1
P. 206

RONDÒ 3.2
P. 207

RONDÒ 3.4
P. 207

SMOOTHY 1.0 / 1.6
P. 213

SMOOTHY 2.0
P. 214

SMOOTHY 2.2 / 2.8
P. 215

SMOOTHY 5.0
P. 217

SMOOTHY 5.2
P. 217

STRA 1.0
P. 226

STRA 2.0 / 4.0
P. 226

STRA 3.0
P. 227

OUTDOOR AND UNDERWATER

BRIGHT 1.0 316L /
1.6 316L / 1.8 316L P. 232

BRIGHT 2.0 316L / 2.6 316L
P. 234

BRIGHT 5.0 316L
P. 236

UNDERWATER

MOBY 1.0 / 2.0 / 3.0
P. 246 / 247 / 249

MOBY 1.1 / 2.1 / 3.1
P. 246 / 247 / 249

LINEAR PROFILES

INDOOR

PROFILE 1.6
P. 256

PROFILE 2.6
P. 257

PROFILE 4.6
P. 257



SNACK 1.0 / 1.1 / 1.2 / 1.3
P. 262



SNACK 2.0 / 2.1 / 2.2 / 2.3
P. 264

SNACK 3.0 / 3.1 / 3.2 / 3.3
P. 266

OUTDOOR



NEVA 1.0 / 1.1 / 1.2
P. 274

NEVA 2.0 / 2.1 / 2.2
P. 276

NEVA 5.0 / 5.1 / 5.2
P. 278

NEVA 6.0 / 6.1 / 6.2
P. 280

RIO 1.0 / 1.1 / 1.2 / 1.3 / 1.4
P. 291 / 292

RIO 2.0 / 2.1 / 2.2 / 2.3 / 2.4
P. 295 / 296

RIVER 1.0 / 2.0
P. 304 / 306

RIVER 1.1 / 2.1
P. 305 / 307

RIVER 1.2 / 2.2
P. 305 / 307

RIVER 4.0 / 5.0
P. 309

RIVER WALL 1.0 / 2.0
P. 316 / 318

RIVER WALL 1.1 / 2.1
P. 317 / 319

RIVER WALL 1.2 / 2.2
P. 317 / 319

RIVER WALL 4.0 / 5.0
P. 321

OUTDOOR AND UNDERWATER

RIO SUB 1.1 / 1.2
P. 326

RIO SUB 2.1 / 2.2
P. 327

TREVI 1.0 / 1.1 / 1.2
P. 332

PROJECTORS

INDOOR

CITY 1.0
P. 339

GEM 1.0
P. 343

SIRI TRACK 2.0
P. 347

TEMPLA 1.0
P. 352

TEMPLA 1.1
P. 352

TEMPLA 2.0
P. 353

TEMPLA 2.1
P. 353

TEMPLA 3.0
P. 354

TEMPLA 3.1
P. 355

TEMPLA 3.2
P. 355

WALL 7.0
P. 361

WALL 7.1
P. 361

ZAB TRACK 1.0 / 1.1 / 2.0 / 2.1
P. 368

ZAB TRACK 3.0 / 3.1 / 4.0 / 4.1
P. 370

OUTDOOR

AKRO 1.0
P. 380

AKRO 1.1
P. 381

AKRO 1.2
P. 381

FLORI 1.0
P. 388

FLORI 1.1
P. 389

KLEO 1.0 / 2.0
P. 394

KLEO 1.1 / 2.1
P. 394

LYSS MINI 1.0
P. 399

LYSS 1.0
P. 399

PALLADIANO 1.0
P. 405

OUTDOOR

PIVOT 1.1 / 1.6
P. 411

SIRI 1.0 / 1.2
P. 418

SIRI 1.1 / 1.3
P. 418

SIRI 2.0 / 2.2
P. 420

SIRI 2.1 / 2.3
P. 420

SIRI 3.0 / 3.2
P. 422

SIRI 3.1 / 3.3
P. 422

SPOT 1.0 / 1.6
P. 433

SPOT 2.1 / 2.7
P. 434

SPOT 3.1 / 3.2
P. 437

SPOT 4.0 / 4.1
P. 438

STRA P 1.0
P. 445

UNDERWATER

MOBY P 1.0 / 2.0 / 3.0
P. 450 / 451 / 453

MOBY P 1.1 / 2.1 / 3.1
P. 450 / 451 / 453

OUTDOOR AND UNDERWATER

SPOT 1.0 316L / 1.6 316L
P. 458

SPOT 2.0 316L / 2.6 316L
P. 459

SPOT 3.0 316L
P. 460

WALL MOUNTED

INDOOR

ELLA IN 1.0
P. 468

ELLA IN 2.0
P. 469

ELLA IN 3.0
P. 469

VERSA 1.0 / 2.0
P. 473

OUTDOOR

BROM 1.0
P. 478

BROM 2.0
P. 478

BROM 3.0
P. 479

BROM 4.0
P. 479

CUBE W 1.0 / 1.1
P. 483

ELLA OUT 1.0
P. 488

ELLA OUT 2.0
P. 489

ELLA OUT 3.0
P. 489

GEKO 5.0 / 6.0
P. 494

GEKO 5.1 / 6.1
P. 494

KOCCA 1.1 / 1.2
P. 500

KOCCA 1.3 / 1.4
P. 501

KOCCA 3.1 / 3.2
P. 502

KOCCA 3.4
P. 503

PALLADIANO 1.0
P. 507

UPDOWN 3.0 / 3.6
P. 514

UPDOWN 4.0 / 4.6
P. 515

UPDOWN 6.0
P. 516

UPDOWN 7.0
P. 517

CEILING MOUNTED

INDOOR

ELLO IN 1.0
P. 526

ELLO IN 2.0
P. 527

ELLO IN 3.0
P. 527

TEKO 5.0 / 7.0
P. 532

TEKO 5.1 / 7.1
P. 532

OUTDOOR

CUBE C 1.2 / 1.3
P. 535

ELLO OUT 1.0
P. 540

ELLO OUT 2.0
P. 541

ELLO OUT 3.0
P. 541

PALLADIANO 1.0
P. 545

TAK 1.0
P. 551

TAK 1.1
P. 551

STEP LIGHTS

INDOOR

LINE 1.0 / 1.1
P. 558

LINE 2.0 / 2.1
P. 559

STEP INSIDE 2.2 / 2.8
P. 564

STEP INSIDE 2.3 / 2.9
P. 564

OUTDOOR

LIRA 1.0
P. 569

LIRA 2.0
P. 569

PASITO 1.0
P. 573

STEP OUTSIDE 2.0 / 2.6
P. 578

STEP OUTSIDE 2.1 / 2.7
P. 578

STEP OUTSIDE 5.1
P. 581

STEP OUTSIDE 5.2
P. 581

STEP OUTSIDE 6.1
P. 582

STEP OUTSIDE 6.2
P. 583

STEP OUTSIDE 6.3
P. 583

STEP OUTSIDE 7.0
P. 585

STEP OUTSIDE 8.0
P. 585

BOLLARDS

OUTDOOR

BITTA 1.0 / 1.1
P. 595

LINEAR 1.2 / 1.3
P. 601

LINEAR 2.1 / 2.2 / 2.3 / 2.4
P. 602

LINEAR 4.1 / 4.2 / 4.4
P. 604

PALLADIANO 1.0
P. 611

PLIN 1.0
P. 618

PLIN 1.1
P. 619

PLIN 1.2
P. 619

PLIN 2.0
P. 620

PLIN 2.1
P. 621

PLIN 2.2
P. 621

PLIN 3.0
P. 622

PLIN 3.1
P. 623

PLIN 3.2
P. 623

URBAN LIGHTING

OUTDOOR

PALLADIANO 1.0
P. 629

SIRI BLVD 1.0
P. 636

SIRI BLVD 2.0
P. 637

SIRI BLVD 3.0
P. 637

SUSPENDED

INDOOR

KORA 1.0
P. 644

KORA 2.0
P. 645

KORA 3.0
P. 645

OUTDOOR

PALLADIANO 1.1
P. 649

READING LAMPS

INDOOR

WALL 1
P. 658

WALL 3
P. 659

WALL 8.0
P. 660

WALL 8.1
P. 661

WALL 8.2
P. 661

POWER SUPPLY UNITS AND CONTROL GEAR

POWER SUPPLY UNITS AND CONTROL GEAR
P. 667

ON/OFF CONSTANT-CURRENT PSU
P. 668

ON/OFF CONSTANT-VOLTAGE PSU
P. 670

DIMMABLE POWER SUPPLY UNITS
P. 672

CONTROL SYSTEMS
P. 678

EMERGENCY KIT
P. 685

ACCESSORIES

ANTI-GLARE
P. 690

OPTICAL
P. 692

INSTALLATION
P. 693

VARIOUS
P. 702

SPARE PARTS
P. 704


CABLES
P. 706

WIRING MATERIALS
P. 707


TRACK ACCESSORIES
P. 708

PRODUCT	ECHO LED	ESEM MINI	ESEM MID	ESEM 2	ESEM 3 - 4	EYES 1 - 2	EYES 3	EYES 4 - 5
INDOOR	■	■	■	■	■	■	■	■
OUTDOOR								
UNDERWATER								
CEILING/WALL	✓	✓	✓	✓	✓	✓	✓	✓
FLOOR/GROUND								
DRIVE-OVER WALKOVER								
RGB							✓	✓
ADJUSTABILITY		✓	✓		✓		✓	✓
APPLIANCE CLASS	▣	III	III	III	▣	III	III	III

PRODUCT	BRIGHT 3	BRIGHT 4	BRIGHT 5	BRIGHT 6	BRIGHT 9	GOCCIA	ICE LED	LITUS 1
INDOOR								
OUTDOOR	■	■	■	■	■	■	■	■
UNDERWATER								
CEILING/WALL	✓		✓	✓		✓		✓
FLOOR/GROUND	✓	✓	✓	✓	✓	✓	✓	✓
DRIVE-OVER WALKOVER	✓	✓	✓	✓	✓	✓	✓	✓
RGB / RGBW / CYAN	✓		✓			✓		
ADJUSTABILITY	✓			✓				
APPLIANCE CLASS	III	III	III	III	III	III	III	III

RECESSED

LED OPTICAL FIBRES	QUAD	QUAD MAXI	SIMPLY	TURIS MINI	TURIS	BEAM	BRIGHT MINI	BRIGHT 1	BRIGHT 2

LITUS 2	LITUS 5	RONDÒ	SMOOTHY 1	SMOOTHY 2	SMOOTHY 5	STRA	BRIGHT 1 316L – 2 316L – 5 316L	MOBY

ECHO LED

INDOOR RECESSED

ECHO LED 1.0

Ø178 mm
18W

ECHO LED 2.0

Ø197 mm
24W

ECHO LED 3.0

Ø197 mm
36W

ECHO LED 4.0

Ø245 mm
36W

< **ECHO LED 4.0**
4000K, 36W, customized version DALI

Naples International Airport, Naples, Italy

ECHO LED

ECHO LED 1.0

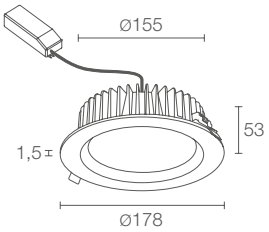

Ø 260 mm
H 120 mm

Ø 155 mm

kg 0.75 IP40 IP44 installed

A A+ A++

POWER / POWER SUPPLY CODE	18W 230Vac **EC1000 D B** White
LED COLOUR	**5** - 3000K **9** - 4000K
OPTICS	diffuse
LUMEN OUTPUT AT SOURCE	1820 lm (3000K)
DELIVERED LUMEN OUTPUT	1250 lm (3000K)
NO. AND TYPE OF LEDS	power LED matrix
MATERIAL	body and trim in die-cast aluminium screen in one-side-frosted polycarbonate
POWER SUPPLY UNIT	included and wired
POWER CABLES	includes 0.30 m cable
MOUNTING	recessed (ceiling)
PHOTOMETRIC DATA	

D - Diffuse

H (m)	Ø (m)	Lux max (3000K)
0,50	1,22	2055
1,00	2,44	514
2,00	4,90	128
2,50	6,00	82
3,00	7,10	57

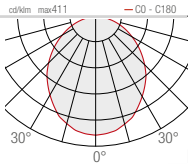

ECHO LED 2.0

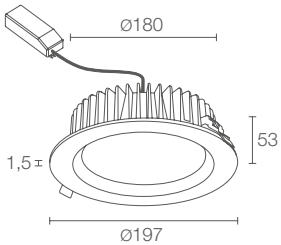

Ø 280 mm
H 120 mm

Ø 180 mm

kg 0.90 IP40 IP44 installed

A A+ A++

	24W 230Vac **EC2000 D B** White
	5 - 3000K **9** - 4000K
	diffuse
	2440 lm (3000K)
	1680 lm (3000K)
	power LED matrix
	body and trim in die-cast aluminium screen in one-side-frosted polycarbonate
	included and wired
	includes 0.30 m cable
	recessed (ceiling)

D - Diffuse

H (m)	Ø (m)	Lux max (3000K)
0,50	1,22	2762
1,00	2,44	690
2,00	4,90	173
2,50	6,00	110
3,00	7,10	77

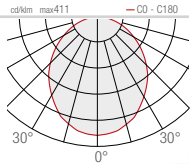

ECHO LED 3.0

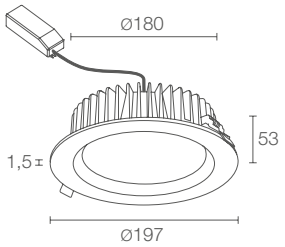

Ø 280 mm
H 120 mm

Ø 180 mm

kg 0.90 IP40 IP44 installed

A A+ A++

	36W 230Vac **EC3000** ■ **D B** White
■	**5** - 3000K **9** - 4000K
	diffuse
	3506 lm (3000K)
	2418 lm (3000K)
	power LED matrix
	body and trim in die-cast aluminium screen in one-side-frosted polycarbonate
	included and wired
	includes 0.30 m cable
	recessed (ceiling)

D - Diffuse

Lux max (3000K)

H (m)	Ø (m)	
0,50	1,22	3630
1,00	2,44	907
2,00	4,90	227
2,50	6,00	145
3,00	7,10	101

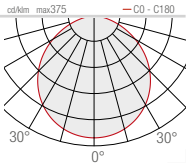

ECHO LED 4.0

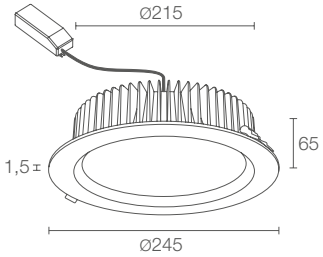

Ø 320 mm
H 130 mm

Ø 215 mm

kg 1.40 IP40 IP44 installed

A A+ A++

	36W 230Vac **EC4000** ■ **D B** White
■	**5** - 3000K **9** - 4000K
	diffuse
	3506 lm (3000K)
	2418 lm (3000K)
	power LED matrix
	body and trim in die-cast aluminium screen in one-side-frosted polycarbonate
	included and wired
	includes 0.30 m cable
	recessed (ceiling)

D - Diffuse

Lux max (3000K)

H (m)	Ø (m)	
0,50	1,22	3630
1,00	2,44	907
2,00	4,90	227
2,50	6,00	145
3,00	7,10	101

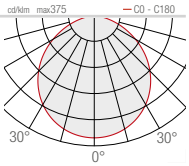

ESEM

INDOOR RECESSED

ESEM MINI 1.0
Ø31 mm
max 2W
max 500mA
fixed optics

ESEM MINI 1.6
Ø31 mm
2W 24Vdc
fixed optics

ESEM MINI 1.1
Ø40 mm
max 2W
max 500mA
tiltable optics

ESEM MINI 1.7
Ø40 mm
2W 24Vdc
tiltable optics

ESEM MID 1.0
Ø46 mm
max 3W
max 350mA
fixed optics

ESEM MID 1.6
Ø46 mm
3W 24Vdc
fixed optics

ESEM MID 1.1
Ø55 mm
max 3W
max 350mA
tiltable optics

ESEM MID 1.7
Ø55 mm
3W 24Vdc
tiltable optics

ESEM 2.0
Ø38 mm
max 2W
max 500mA
fixed optics

ESEM 2.6
Ø38 mm
2W 24Vdc
fixed optics

ESEM 3.0
Ø59 mm
8W
230Vac
fixed optics

ESEM 4.0
Ø75 mm
14W 230Vac
fixed optics

ESEM 3.1
Ø74 mm
8W
230Vac
tiltable optics

ESEM 4.1
Ø89 mm
14W 230Vac
tiltable optics

ESEM 3.2
Ø74 mm
8W
230Vac
tiltable optics

ESEM 4.2
Ø89 mm
14W 230Vac
tiltable optics

< **ESEM 3.1**
3000K, 8W, 20°, white

Interior design by / Cristian Turra
Private residence, Iseo, Brescia, Italy

ESEM MINI

ESEM MINI 1.0

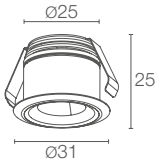

Ø 90 mm
H 60 mm

Ø 27 mm

kg 0.025 IP20

A A+ A++

POWER / POWER SUPPLY CODE	max 2W max 500mA **ME1012 B** White **ME1012 N** Black **ME1012 A** Anodized aluminium
LED COLOUR	**F** - 2700K **5** - 3000K **9** - 4000K **0** - 5000K
OPTICS	**S** - 14° **M** - 27°
LUMEN OUTPUT AT SOURCE	145 lm (3000K, 500mA)
DELIVERED LUMEN OUTPUT	125 lm (3000K, 500mA, 27°)
NO. AND TYPE OF LEDS	1 power LED
MATERIAL	body in aluminium
POWER SUPPLY UNIT	not included, see p. 60 and 668
POWER CABLES	includes 2x0.50 m single-core cables
WIRING	series
MOUNTING	recessed (ceiling, shelf)

ESEM MINI 1.1

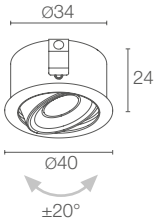

Ø 90 mm
H 60 mm

Ø 35 mm

kg 0.035 IP20

A A+ A++

	max 2W max 500mA **ME1112 B** White **ME1112 N** Black **ME1112 A** Anodized aluminium
	F - 2700K **5** - 3000K **9** - 4000K **0** - 5000K
	S - 14° tiltable ±20° **M** - 27° tiltable ±20°
	145 lm (3000K, 500mA)
	125 lm (3000K, 500mA, 27°)
	1 power LED
	body in aluminium
	not included, see p. 60 and 668
	includes 2x0.50 m single-core cables
	series
	recessed (ceiling, shelf)

ESEM MINI 1.6

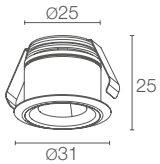

Ø 90 mm
H 60 mm

Ø 27 mm

kg 0.025 IP20

A A+ A++

	2W 24Vdc **ME1600** **B** White **ME1600** **N** Black **ME1600** **A** Anodized aluminium
	F - 2700K **5** - 3000K **9** - 4000K **0** - 5000K
	S - 14° **M** - 27°
	145 lm (3000K)
	125 lm (3000K, 27°)
	1 power LED
	body in aluminium
	not included, see p. 60
	includes 1.5 m PVC cable FROR 2x0.35/0.35 Ø3.5 mm
	parallel
	recessed (ceiling, shelf)

ESEM MINI 1.7

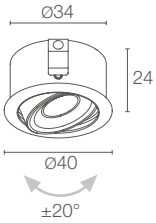

Ø 90 mm
H 60 mm

Ø 35 mm

kg 0.035 IP20

A A+ A++

	2W 24Vdc **ME1700** **B** White **ME1700** **N** Black **ME1700** **A** Anodized aluminium
	F - 2700K **5** - 3000K **9** - 4000K **0** - 5000K
	S - 14° tiltable ±20° **M** - 27° tiltable ±20°
	145 lm (3000K)
	125 lm (3000K, 27°)
	1 power LED
	body in aluminium
	not included, see p. 60
	includes 1.5 m PVC cable FROR 2x0.35/0.35 Ø3.5 mm
	parallel
	recessed (ceiling, shelf)

ESEM MID

ESEM MID 1.0

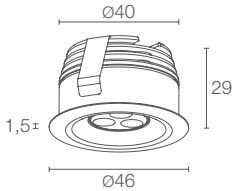

Ø 90 mm
H 80 mm

Ø 41 mm

kg 0.05 IP40

A A+ A++

ESEM MID 1.1

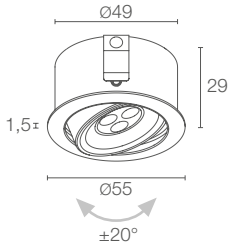

Ø 90 mm
H 80 mm

Ø 50 mm

kg 0.09 IP40

A A+ A++

POWER / POWER SUPPLY CODE	max 3W max 350mA **EM1031 B** White **EM1031 N** Black **EM1031 A** Anodized aluminium	max 3W max 350mA **EM1131 B** White **EM1131 N** Black **EM1131 A** Anodized aluminium
LED COLOUR	**F** - 2700K **5** - 3000K **9** - 4000K **0** - 5000K	**F** - 2700K **5** - 3000K **9** - 4000K **0** - 5000K
OPTICS	**S** - 11° **M** - 22° **L** - 30° **W** - 20°x45°	**S** - 11° tiltable ±20° **M** - 22° tiltable ±20° **L** - 30° tiltable ±20° **W** - 20°x45° tiltable ±20°
LUMEN OUTPUT AT SOURCE	309 lm (3000K, 350mA)	309 lm (3000K, 350mA)
DELIVERED LUMEN OUTPUT	220 lm (3000K, 350mA, 22°)	220 lm (3000K, 350mA, 22°)
NO. AND TYPE OF LEDS	3 power LEDs	3 power LEDs
MATERIAL	body and trim in aluminium	body and trim in aluminium
POWER SUPPLY UNIT	not included, see p. 60 and 668	not included, see p. 60 and 668
POWER CABLES	includes 1.5 m PVC cable FROR 2x0.35 Ø3.5 mm	includes 1.5 m PVC cable FROR 2x0.35 Ø3.5 mm
WIRING	series	series
MOUNTING	recessed (ceiling, wall, shelf)	recessed (ceiling, wall, shelf)
NOTES	IP44 version available on request	IP44 version available on request

ESEM MID 1.6

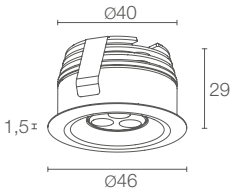

Ø 90 mm
H 80 mm

Ø 41 mm

kg 0.05 IP40

A A+ A++

	3W 24Vdc **EM1600** **B** White **EM1600** **N** Black **EM1600** **A** Anodized aluminium
	F - 2700K **5** - 3000K **9** - 4000K **0** - 5000K
	S - 11° **M** - 22° **L** - 30° **W** - 20°x45°
	309 lm (3000K)
	220 lm (3000K, 22°)
	3 power LEDs
	body and trim in aluminium
	not included, see p. 60
	includes 1.5 m PVC cable FROR 2x0.35/0.35 Ø3.5 mm
	parallel
	recessed (ceiling, wall, shelf)
	IP44 version available on request

ESEM MID 1.7

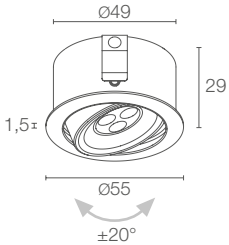

Ø 90 mm
H 80 mm

Ø 50 mm

kg 0.09 IP40

A A+ A++

	3W 24Vdc **EM1700** **B** White **EM1700** **N** Black **EM1700** **A** Anodized aluminium
	F - 2700K **5** - 3000K **9** - 4000K **0** - 5000K
	S - 11° tiltable ±20° **M** - 22° tiltable ±20° **L** - 30° tiltable ±20° **W** - 20°x45° tiltable ±20°
	309 lm (3000K)
	220 lm (3000K, 22°)
	3 power LEDs
	body and trim in aluminium
	not included, see p. 60
	includes 1.5 m PVC cable FROR 2x0.35/0.35 Ø3.5 mm
	parallel
	recessed (ceiling, wall, shelf)
	IP44 version available on request

ESEM 2

ESEM 2.0

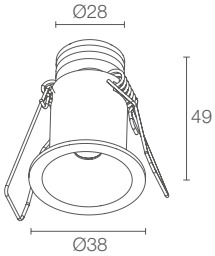

Ø 130 mm
H 90 mm

Ø 30 mm

kg 0.06 IP40 IP44 installed

A A+ A++ EPS

POWER / POWER SUPPLY **CODE**	max 2W max 500mA **ES2012** ■ ■ **E B** White
■ **LED COLOUR**	**F** - 2700K **5** - 3000K **9** - 4000K **0** - 5000K
■ **OPTICS**	**S** - 16° **M** - 36° **L** - 80°
LUMEN OUTPUT AT SOURCE	145 lm (3000K, 500mA)
DELIVERED LUMEN OUTPUT	122 lm (3000K, 500mA, 36°)
NO. AND TYPE OF LEDS	1 power LED
MATERIAL	body in aluminium
POWER SUPPLY UNIT	not included, see p. 60 and 668
POWER CABLES	includes 1.5 m PVC cable FROR 2x0.35 Ø3.5 mm
WIRING	series
MOUNTING	recessed (ceiling)
ACCESSORIES	see p. 60

ESEM 2.6

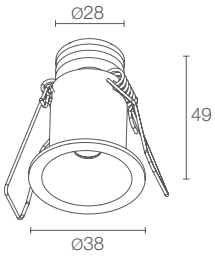

Ø 130 mm
H 90 mm

Ø 30 mm

kg 0.06 IP40 IP44 installed

A A+ A++ EPS

	2W 24Vdc **ES2600** ■ ■ **B** White
■	**F** - 2700K **5** - 3000K **9** - 4000K **0** - 5000K
■	**S** - 16° **M** - 36° **L** - 80°
	145 lm (3000K)
	122 lm (3000K, 36°)
	1 power LED
	body in aluminium
	not included, see p. 60
	includes 1.5 m PVC cable FROR 2x0.35 Ø3.5 mm
	parallel
	recessed (ceiling)
	none

< **ESEM 2.0**
3000K, 2W, 16°

Abano Grand Hotel
Abano Terme, Padua, Italy

ESEM 3

v
ESEM 3.0
4000K, 8W, 30°, white

Light planning by / Studio Luce Sacchi
Sordi Gioielli, Varedo, Monza and Brianza, Italy

ESEM 3.0

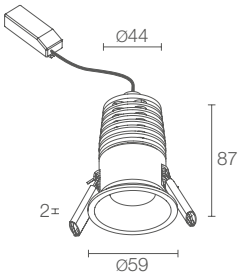

Ø 170 mm
H 150 mm

Ø 50 mm

kg 0.25 IP40 IP44 installed

A A+ A++

POWER / POWER SUPPLY CODE	8W 230Vac **ES3010 ■ ■ B** White **ES3010 ■ ■ N** Black 8W 230Vac DALI + PUSH **ES3010 ■ ■ BD** White **ES3010 ■ ■ ND** Black
■ **LED COLOUR**	**F** - 2700K **5** - 3000K **9** - 4000K
■ **OPTICS**	**S** - 20° **M** - 30° **L** - 54°
LUMEN OUTPUT AT SOURCE	512 lm (3000K)
DELIVERED LUMEN OUTPUT	425 lm (3000K, 30°)
NO. AND TYPE OF LEDS	1 multichip power LED
MATERIAL	body and trim in aluminium
POWER SUPPLY UNIT	included and wired
POWER CABLES	includes 0.30 m cable
MOUNTING	recessed (ceiling)

ESEM 3.1

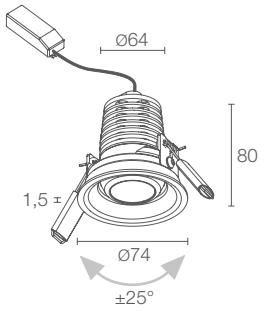

Ø 180 mm
H 150 mm

Ø 65 mm

kg 0.30 IP40

A A+ A++

	8W 230Vac **ES3100** ■ ■ **B** White **ES3100** ■ ■ **N** Black 8W 230Vac 1-10V + PUSH **ES3100** ■ ■ **BR** White **ES3100** ■ ■ **NR** Black 8W 230Vac DALI + PUSH **ES3100** ■ ■ **BD** White **ES3100** ■ ■ **ND** Black
■	**F** - 2700K **5** - 3000K **9** - 4000K
■	**S** - 20° tiltable ±25° **M** - 30° tiltable ±25° **L** - 54° tiltable ±25°
	512 lm (3000K)
	425 lm (3000K, 30°)
	1 multichip power LED
	body and trim in aluminium
	included and wired
	includes 0.30 m cable
	recessed (ceiling)

ESEM 3.2

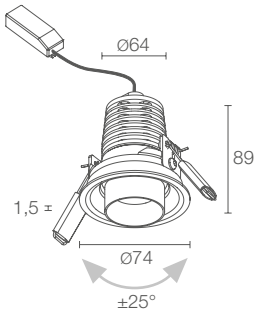

Ø 180 mm
H 150 mm

Ø 65 mm

kg 0.30 IP40

A A+ A++

	8W 230Vac **ES3200** ■ ■ **B** White **ES3200** ■ ■ **N** Black 8W 230Vac 1-10V + PUSH **ES3200** ■ ■ **BR** White **ES3200** ■ ■ **NR** Black 8W 230Vac DALI + PUSH **ES3200** ■ ■ **BD** White **ES3200** ■ ■ **ND** Black
■	**F** - 2700K **5** - 3000K **9** - 4000K
■	**S** - 16° tiltable ±25° **M** - 29° tiltable ±25° **L** - 46° tiltable ±25°
	512 lm (3000K)
	436 lm (3000K, 29°)
	1 multichip power LED
	body and trim in aluminium
	included and wired
	includes 0.30 m cable
	recessed (ceiling)

ESEM 4

ESEM 4.0
3000K, 14W, 40°, white

Abano Grand Hotel, Abano Terme, Padua, Italy

ESEM 4.0

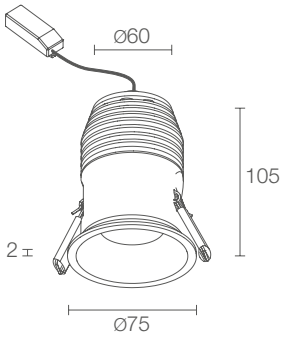

Ø 190 mm
H 170 mm

Ø 65 mm

kg 0.45 IP40 IP44 installed

A A+ A++

POWER / POWER SUPPLY CODE	14W 230Vac **ES4010 B** White **ES4010 N** Black 14W 230Vac 1-10V + PUSH **ES4010 BR** White **ES4010 NR** Black 14W 230Vac DALI + PUSH **ES4010 BD** White **ES4010 ND** Black 14W 230Vac MAINS DIMMING **ES4010 BT** White **ES4010 NT** Black
LED COLOUR	**F** - 2700K **5** - 3000K **9** - 4000K
OPTICS	**M** - 20° **L** - 40°
LUMEN OUTPUT AT SOURCE	1219 lm (3000K)
DELIVERED LUMEN OUTPUT	957 lm (3000K, 20°)
NO. AND TYPE OF LEDS	1 multichip power LED
MATERIAL	body and trim in aluminium
POWER SUPPLY UNIT	included and wired
POWER CABLES	includes 0.30 m cable
MOUNTING	recessed (ceiling)

ESEM 4.1

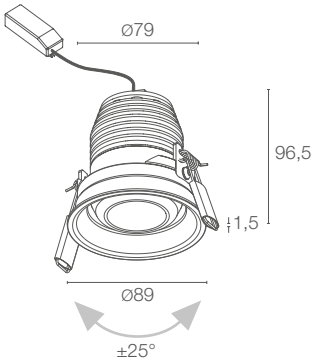

Ø 200 mm
H 200 mm

Ø 80 mm

kg 0.50 IP40

A A+ A++

	14W 230Vac **ES4100** ■ ■ **B** White **ES4100** ■ ■ **N** Black 14W 230Vac 1-10V + PUSH **ES4100** ■ ■ **BR** White **ES4100** ■ ■ **NR** Black 14W 230Vac DALI + PUSH **ES4100** ■ ■ **BD** White **ES4100** ■ ■ **ND** Black 14W 230Vac MAINS DIMMING **ES4100** ■ ■ **BT** White **ES4100** ■ ■ **NT** Black
■	**F** - 2700K **5** - 3000K **9** - 4000K
■	**M** - 20° tiltable ±25° **L** - 40° tiltable ±25°
	1219 lm (3000K)
	957 lm (3000K, 20°)
	1 multichip power LED
	body and trim in aluminium
	included and wired
	includes 0.30 m cable
	recessed (ceiling)

ESEM 4.2

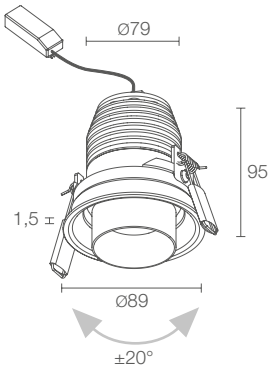

Ø 200 mm
H 200 mm

Ø 80 mm

kg 0.50 IP40

A A+ A++

	14W 230Vac **ES4200** ■ ■ **B** White **ES4200** ■ ■ **N** Black 14W 230Vac 1-10V + PUSH **ES4200** ■ ■ **BR** White **ES4200** ■ ■ **NR** Black 14W 230Vac DALI + PUSH **ES4200** ■ ■ **BD** White **ES4200** ■ ■ **ND** Black 14W 230Vac MAINS DIMMING **ES4200** ■ ■ **BT** White **ES4200** ■ ■ **NT** Black
■	**F** - 2700K **5** - 3000K **9** - 4000K
■	**M** - 24° tiltable ±20° **L** - 37° tiltable ±20°
	1219 lm (3000K)
	940 lm (3000K, 24°)
	1 multichip power LED
	body and trim in aluminium
	included and wired
	includes 0.30 m cable
	recessed (ceiling)

ESEM

ACCESSORIES AND POWER SUPPLY UNITS

POWER CABLES

PVC cable
FROR 2x0.35 Ø3.5 mm
your choice of length

WF0110

(Esem 2.0)

order together with the lighting fixture

POWER SUPPLY UNITS Esem Mini 1.0 / 1.1

350mA

Max no. fixtures	PSU	IP	Page
1/3	A13350VL	20	669
1/15	ACUNI020T1	20	668 669
3/9	A19350QL	20	669
5/12	A312350QL	20	669
1/12 Dimmer	ADUNITC	20	672 673 674
2/6	A16350IP67	67	669
5/12	A312350IP67	67	669

500mA

Max no. fixtures	PSU	IP	Page
1/3	A13500TC	20	669
1/10	ACUNI020T1	20	668 669
2/5	A15500QL	20	669
5/10	A310500QL	20	669
1/12 Dimmer	ADUNITC	20	672 673 674
1/4	A14500IP67	67	669
5/10	A310500IP67	67	669

POWER SUPPLY UNITS Esem Mini 1.6 / 1.7, Esem Mid 1.6 / 1.7, Esem 2.6

Max no. fixtures	PSU	IP	Page
1...n	24Vdc	20	671

POWER SUPPLY UNITS Esem Mid 1.0 / 1.1

350mA

Max no. fixtures	PSU	IP	Page
1	A13350VL	20	669
1/3	A19350QL	20	669
1/5	ACUNI020T1	20	668 669
2/4	A312350QL	20	669
1/4 Dimmer	ADUNITC	20	672 673 674

POWER SUPPLY UNITS Esem 2.0

350mA

Max no. fixtures	PSU	IP	Page
1/3	A13350VL	20	669
1/15	ACUNI020T1	20	668 669
3/9	A19350QL	20	669
5/12	A312350QL	20	669
1/12 Dimmer	ADUNITC	20	672 673 674

500mA

Max no. fixtures	PSU	IP	Page
1/3	A13500TC	20	669
1/10	ACUNI020T1	20	668 669
2/5	A15500QL	20	669
5/10	A310500QL	20	669
1/12 Dimmer	ADUNITC	20	672 673 674

ESEM MID 1.0 >
3000K, 3W, 30°, white
Ottica Bergomi, Milan, Italy

ESEM

PHOTOMETRIC DATA

ESEM MINI 1.0
1.1
1.6
1.7

S - 14°

H (m)	Ø (m)	Lux max (3000K)
0,50	0,12	2781
1,00	0,24	695
1,50	0,36	309
2,00	0,49	174
2,50	0,61	111
3,00	0,73	77

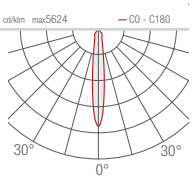

M - 27°

H (m)	Ø (m)	Lux max (3000K)
0,50	0,24	1222
1,00	0,48	305
1,50	0,72	136
2,00	0,96	76
2,50	1,20	49
3,00	1,44	34

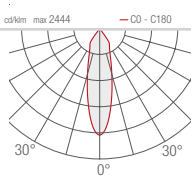

ESEM MID 1.0
1.1
1.6
1.7

S - 11°

H (m)	Ø (m)	Lux max (3000K)
0,50	0,09	8248
1,00	0,19	2062
1,50	0,28	916
2,00	0,38	515
2,50	0,47	330
3,00	0,57	229

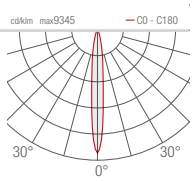

M - 22°

H (m)	Ø (m)	Lux max (3000K)
0,50	0,19	3713
1,00	0,38	928
1,50	0,57	413
2,00	0,76	232
2,50	0,95	149
3,00	1,14	103

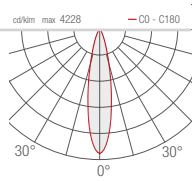

L - 30°

H (m)	Ø (m)	Lux max (3000K)
0,50	0,27	2347
1,00	0,54	587
1,50	0,81	261
2,00	1,08	147
2,50	1,35	94
3,00	1,62	65

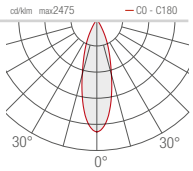

W - 20°x45°

H (m)	Ø (m)	Ø (m)	Lux max (3000K)
0,50	0,18	0,40	1781
1,00	0,37	0,81	445
1,50	0,55	1,21	198
2,00	0,74	1,61	111
2,50	0,92	2,02	71
3,00	1,10	2,42	49

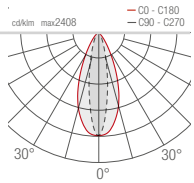

ESEM 2.0
2.6

S - 16°

H (m)	Ø (m)	Lux max (3000K)
0,50	0,15	3789
1,00	0,31	947
1,50	0,45	421
2,00	0,62	237
2,50	0,77	152
3,00	0,93	105

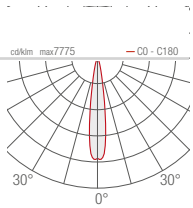

M - 36°

H (m)	Ø (m)	Lux max (3000K)
0,50	0,32	1047
1,00	0,63	262
1,50	0,95	116
2,00	1,27	65
2,50	1,59	42
3,00	1,90	29

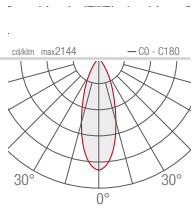

L - 80°

H (m)	Ø (m)	Lux max (3000K)
0,50	0,86	240
1,00	1,71	60
1,50	2,57	27
2,00	3,43	15
2,50	4,29	10
3,00	5,14	7

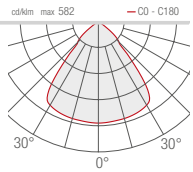

ESEM 3.0 3.1

S - 20°

H (m)	Ø (m)	Lux max (3000K)
0,50	0,20	5138
1,00	0,40	1284
1,50	0,54	571
2,00	0,81	321
2,50	1,01	206
3,00	1,21	143

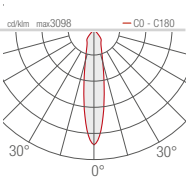

M - 30°

H (m)	Ø (m)	Lux max (3000K)
0,50	0,26	3596
1,00	0,51	899
1,50	0,77	400
2,00	1,03	225
2,50	1,28	144
3,00	1,57	100

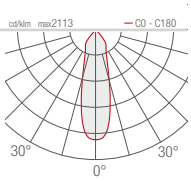

L - 54°

H (m)	Ø (m)	Lux max (3000K)
0,50	0,52	1835
1,00	1,03	459
1,50	1,55	204
2,00	2,07	115
2,50	2,59	73
3,00	3,10	51

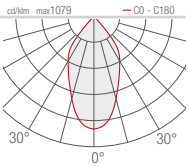

ESEM 3.2

S - 16°

H (m)	Ø (m)	Lux max (3000K)
1,00	0,29	1956
2,00	0,57	489
3,00	0,86	217
4,00	1,14	122
5,00	1,43	78

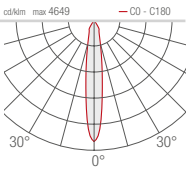

M - 29°

H (m)	Ø (m)	Lux max (3000K)
1,00	0,52	987
2,00	1,03	247
3,00	1,55	110
4,00	2,07	62
5,00	2,58	39

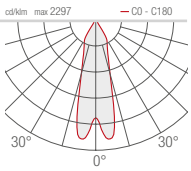

L - 46°

H (m)	Ø (m)	Lux max (3000K)
1,00	0,85	600
2,00	1,69	150
3,00	2,54	67
4,00	3,39	37
5,00	4,24	24

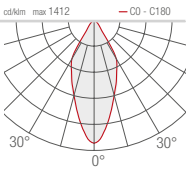

ESEM 4.0 4.1

M - 20°

H (m)	Ø (m)	Lux max (3000K)
0,50	0,21	13227
1,00	0,42	3307
1,50	0,60	1470
2,00	0,84	827
2,50	1,04	529
3,00	1,25	367

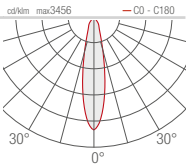

L - 40°

H (m)	Ø (m)	Lux max (3000K)
0,50	0,34	6611
1,00	0,68	1653
1,50	1,08	735
2,00	1,37	413
2,50	1,71	264
3,00	2,05	184

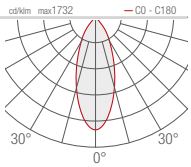

ESEM 4.2

M - 24°

H (m)	Ø (m)	Lux max (3000K)
1,00	0,43	3337
2,00	0,85	834
3,00	1,28	371
4,00	1,71	209
5,00	2,14	133

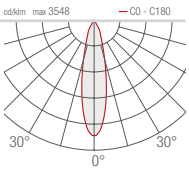

L - 37°

H (m)	Ø (m)	Lux max (3000K)
1,00	0,67	1971
2,00	1,34	493
3,00	2,00	219
4,00	2,67	123
5,00	3,34	79

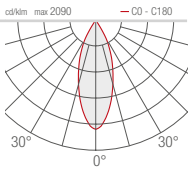

EYES

INDOOR RECESSED

EYES 1.0
Ø25 mm
max 1W
max 350mA

EYES 1.2
25x25 mm
max 1W
max 350mA

EYES 2.0
Ø35 mm
max 2W
max 500mA

EYES 2.1
Ø34 mm
max 2W
max 500mA

EYES 2.2
35x35 mm
max 2W
max 500mA

EYES 2.3
35x35 mm
max 2W
max 500mA

EYES 3.0
Ø50 mm
max 2W
max 500mA
tiltable optics

EYES 3.1
Ø50 mm
max 6W
max 500mA

EYES 4.0
Ø85 mm
max 6W
max 500mA

EYES 1.6
Ø25 mm
1W 24Vdc

EYES 1.8
25x25 mm
1W 24Vdc

EYES 2.7
Ø34 mm
2W 24Vdc

EYES 2.9
35x35 mm
2W 24Vdc

EYES 3.6
Ø50 mm
2W 24Vdc
tiltable optics

EYES 3.7
Ø50 mm
6W 24Vdc

EYES 4.1
Ø85 mm
6W 24Vdc

EYES 5.0
Ø85 mm
max 6W
max 500mA
tiltable optics

EYES 5.1
Ø85 mm
6W 24Vdc
tiltable optics

< **EYES 2.1**
4000K, 2W, 20°, white

Project and light planning by / arch. Giuseppe Casolaro
Offices, Foggia, Italy

EYES 1

EYES 1.0

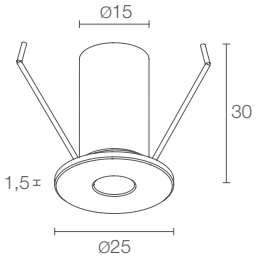

Ø 70 mm
H 90 mm

Ø 18 mm

kg 0.08 IP40 IP44 installed

A A+ A++ EPS

POWER / POWER SUPPLY CODE	max 1W max 350mA **EY1011 ■■ B** White **EY1011 ■■ C** Chrome **EY1011 ■■ D** Gold **EY1011 ■■ S** Satin **EY1011 ■■ N** Black
■ **LED COLOUR**	**F** - 2700K **5** - 3000K **9** - 4000K **0** - 5000K **1** - blue
■ **OPTICS**	**F** - 40° **D** - diffuse
LUMEN OUTPUT AT SOURCE	110 lm (3000K, 350mA)
DELIVERED LUMEN OUTPUT	54 lm (3000K, 350mA, 40°)
NO. AND TYPE OF LEDS	1 power LED
MATERIAL	body in anodized aluminium trim in brass
POWER SUPPLY UNIT	not included, see p. 77 and 668
POWER CABLES	includes 1.5 m PVC cable FROR 2x0.35 Ø3.5 mm
WIRING	series
MOUNTING	recessed (ceiling)
ACCESSORIES	see p. 76

EYES 1.2

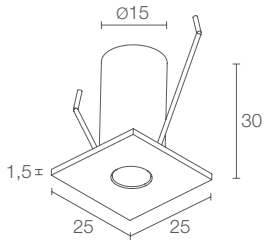

Ø 70 mm
H 90 mm

Ø 18 mm

kg 0.08 IP40 IP44 installed

A A+ A++ EPS

	max 1W max 350mA **EY1211 ■■ B** White **EY1211 ■■ C** Chrome **EY1211 ■■ D** Gold **EY1211 ■■ S** Satin **EY1211 ■■ N** Black
■	**F** - 2700K **5** - 3000K **9** - 4000K **0** - 5000K **1** - blue
■	**F** - 40° **D** - diffuse
	110 lm (3000K, 350mA)
	54 lm (3000K, 350mA, 40°)
	1 power LED
	body in anodized aluminium trim in brass
	not included, see p. 77 and 668
	includes 1.5 m PVC cable FROR 2x0.35 Ø3.5 mm
	series
	recessed (ceiling)
	see p. 76

EYES 1.6

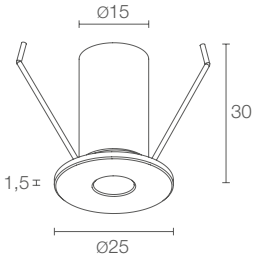

Ø 70 mm
H 90 mm

Ø 18 mm

kg 0.08 IP40 IP44 installed

A A+ A++ EPS

	1W 24Vdc **EY1611** **B** White **EY1611** **C** Chrome **EY1611** **D** Gold **EY1611** **S** Satin **EY1611** **N** Black
	F - 2700K **5** - 3000K **9** - 4000K **0** - 5000K **1** - blue
	F - 40° **D** - diffuse
	110 lm (3000K)
	54 lm (3000K, 40°)
	1 power LED
	body in anodized aluminium trim in brass
	not included, see p. 77
	includes 1.5 m PVC cable FROR 2x0.35 Ø3.5 mm
	parallel
	recessed (ceiling)
	none

EYES 1.8

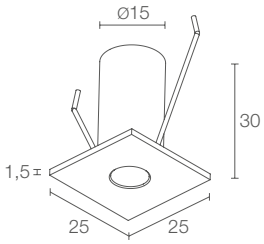

Ø 70 mm
H 90 mm

Ø 18 mm

kg 0.08 IP40 IP44 installed

A A+ A++ EPS

	1W 24Vdc **EY1811** **B** White **EY1811** **C** Chrome **EY1811** **D** Gold **EY1811** **S** Satin **EY1811** **N** Black
	F - 2700K **5** - 3000K **9** - 4000K **0** - 5000K **1** - blue
	F - 40° **D** - diffuse
	110 lm (3000K)
	54 lm (3000K, 40°)
	1 power LED
	body in anodized aluminium trim in brass
	not included, see p. 77
	includes 1.5 m PVC cable FROR 2x0.35 Ø3.5 mm
	parallel
	recessed (ceiling)
	none

EYES 2

EYES 2.0

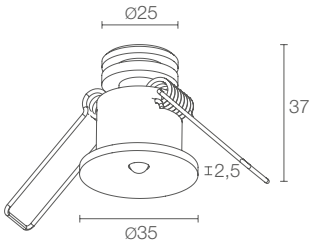

Ø 110 mm
H 90 mm

Ø 30 mm

kg 0.10 IP40 IP44 installed

A A+ A++ EPS

EYES 2.1

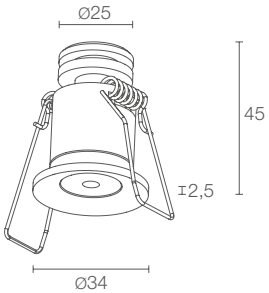

Ø 110 mm
H 90 mm

Ø 30 mm

kg 0.10 IP40 IP44 installed

A A+ A++ EPS

	EYES 2.0	EYES 2.1
POWER / POWER SUPPLY	max 2W max 500mA	max 2W max 500mA
CODE	**F1235 D E B** White **F1235 D E C** Chrome **F1235 D E D** Gold **F1235 D E S** Satin **F1235 D E N** Black	**F1235 E B** White **F1235 E C** Chrome **F1235 E D** Gold **F1235 E S** Satin **F1235 E N** Black
LED COLOUR	**F** - 2700K **5** - 3000K **9** - 4000K **0** - 5000K **1** - blue	**F** - 2700K **5** - 3000K **9** - 4000K **0** - 5000K **1** - blue
OPTICS	diffuse	**S** - 10° **M** - 20° **L** - 40° **W** - 10°x45°
LUMEN OUTPUT AT SOURCE	145 lm (3000K, 500mA)	145 lm (3000K, 500mA)
DELIVERED LUMEN OUTPUT	73 lm (3000K, 500mA)	115 lm (3000K, 500mA, 20°)
NO. AND TYPE OF LEDS	1 power LED	1 power LED
MATERIAL	body in anodized aluminium trim in brass screen in transparent polycarbonate	body in anodized aluminium trim in brass
POWER SUPPLY UNIT	not included, see p. 77 and 668	not included, see p. 77 and 668
POWER CABLES	includes 1.5 m PVC cable FROR 2x0.35 Ø3.5 mm	includes 1.5 m PVC cable FROR 2x0.35 Ø3.5 mm
WIRING	series	series
MOUNTING	recessed (ceiling)	recessed (ceiling)
ACCESSORIES	see p. 76	see p. 76
NOTES	version with 2200K LED colour available on request	Eyes 2.7 24Vdc version p. 71 version with 2200K LED colour available on request

EYES 2.2

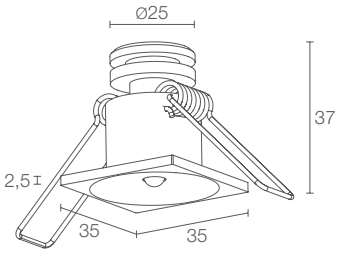

Ø 110 mm
H 90 mm

Ø 30 mm

kg 0.10 IP40 IP44 installed

A A+ A++ EPS

	max 2W max 500mA **FQ1235 D E B** White **FQ1235 D E C** Chrome **FQ1235 D E D** Gold **FQ1235 D E S** Satin **FQ1235 D E N** Black
	F - 2700K **5** - 3000K **9** - 4000K **0** - 5000K **1** - blue
	diffuse
	145 lm (3000K, 500mA)
	73 lm (3000K, 500mA)
	1 power LED
	body in anodized aluminium trim in brass screen in transparent polycarbonate
	not included, see p. 77 and 668
	includes 1.5 m PVC cable FROR 2x0.35 Ø3.5 mm
	series
	recessed (ceiling)
	see p. 76
	version with 2200K LED colour available on request

EYES 2.3

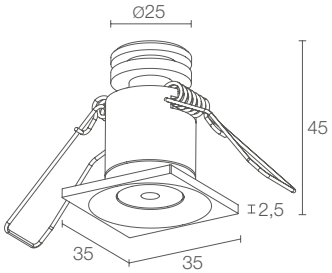

Ø 110 mm
H 90 mm

Ø 30 mm

kg 0.10 IP40 IP44 installed

A A+ A++ EPS

	max 2W max 500mA **FQ1235 E B** White **FQ1235 E C** Chrome **FQ1235 E D** Gold **FQ1235 E S** Satin **FQ1235 E N** Black
	F - 2700K **5** - 3000K **9** - 4000K **0** - 5000K **1** - blue
	S - 10° **M** - 20° **L** - 40° **W** - 10°x45°
	145 lm (3000K, 500mA)
	115 lm (3000K, 500mA, 20°)
	1 power LED
	body in anodized aluminium trim in brass
	not included, see p. 77 and 668
	includes 1.5 m PVC cable FROR 2x0.35 Ø3.5 mm
	series
	recessed (ceiling)
	see p. 76
	Eyes 2.9 24Vdc version p. 71 version with 2200K LED colour available on request

EYES 2

EYES 2.7

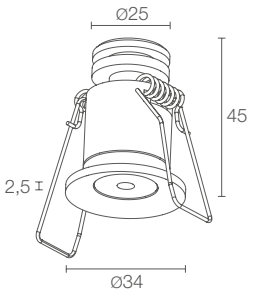

Ø 110 mm
H 90 mm

Ø 30 mm

kg 0.10 IP40 IP44 installed

A A+ A++ EPS

EYES 2.9

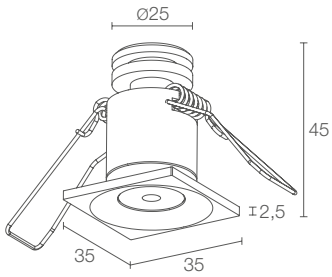

Ø 110 mm
H 90 mm

Ø 30 mm

kg 0.10 IP40 IP44 installed

A A+ A++ EPS

POWER / POWER SUPPLY	2W 24Vdc	2W 24Vdc
CODE	**F2700 B** White **F2700 C** Chrome **F2700 D** Gold **F2700 S** Satin **F2700 N** Black	**F2900 B** White **F2900 C** Chrome **F2900 D** Gold **F2900 S** Satin **F2900 N** Black
LED COLOUR	**F** - 2700K **5** - 3000K **9** - 4000K **0** - 5000K **1** - blue	**F** - 2700K **5** - 3000K **9** - 4000K **0** - 5000K **1** - blue
OPTICS	**S** - 10° **M** - 20° **L** - 40° **W** - 10°x45°	**S** - 10° **M** - 20° **L** - 40° **W** - 10°x45°
LUMEN OUTPUT AT SOURCE	145 lm (3000K)	145 lm (3000K)
DELIVERED LUMEN OUTPUT	115 lm (3000K, 20°)	115 lm (3000K, 20°)
NO. AND TYPE OF LEDS	1 power LED	1 power LED
MATERIAL	body in anodized aluminium trim in brass	body in anodized aluminium trim in brass
POWER SUPPLY UNIT	not included, see p. 77	not included, see p. 77
POWER CABLES	includes 1.5 m PVC cable FROR 2x0.35 Ø3.5 mm	includes 1.5 m PVC cable FROR 2x0.35 Ø3.5 mm
MOUNTING	recessed (ceiling)	recessed (ceiling)
ACCESSORIES	see p. 76	see p. 76
NOTES	Eyes 2.1 500mA version p. 68 version with 2200K LED colour available on request	Eyes 2.3 500mA version p. 69 version with 2200K LED colour available on request

< **EYES 3.0**
4000K, 1W, 20°, satin

Palace of Charles V
Granada, Spain

EYES 3

EYES 3.0

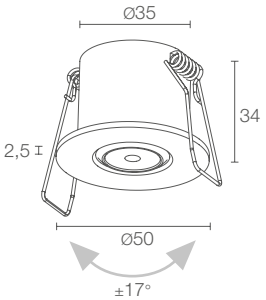

Ø 140 mm
H 90 mm

Ø 40 mm

kg 0.20 IP40

A A+ A++

EYES 3.1

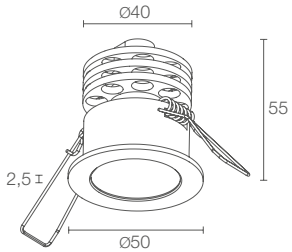

Ø 140 mm
H 90 mm

Ø 43 mm

kg 0.20 IP40

A A+ A++

POWER / POWER SUPPLY CODE	max 2W max 500mA **FR1250 E B** White **FR1250 E C** Chrome **FR1250 E D** Gold **FR1250 E S** Satin **FR1250 E N** Black	max 6W max 500mA blue/white light **F3250 E B** White **F3250 E C** Chrome **F3250 E D** Gold **F3250 E S** Satin **F3250 E N** Black max 6W max 500mA RGB light **F3250 6 B** White **F3250 6 C** Chrome **F3250 6 D** Gold **F3250 6 S** Satin **F3250 6 N** Black
LED COLOUR	**F** - 2700K **5** - 3000K **9** - 4000K **0** - 5000K **1** - blue	**F** - 2700K **5** - 3000K **9** - 4000K **0** - 5000K **1** - blue
OPTICS	**S** - 10° tiltable ±17° **M** - 20° tiltable ±17° **L** - 40° tiltable ±17° **W** - 10°x45° tiltable ±17°	**S** - 12° **M** - 24° **L** - 50°
LUMEN OUTPUT AT SOURCE	145 lm (3000K, 500mA)	436 lm (3000K, 500mA) RGB: 308 lm, R: 113 lm G: 146 lm B: 49 lm (500mA)
DELIVERED LUMEN OUTPUT	103 lm (3000K, 500mA, 20°)	348 lm (3000K, 500mA, 24°) RGB: 220 lm, R: 81 lm G: 104 lm B: 35 lm (500mA, 24°)
NO. AND TYPE OF LEDS	1 power LED	3 power LEDs
MATERIAL	body in anodized aluminium trim in brass	body in anodized aluminium trim in brass
POWER SUPPLY UNIT	not included, see p. 77 and 668	not included, see p. 77 and 668
POWER CABLES	includes 1.5 m PVC cable FROR 2x0.35 Ø3.5 mm	includes 1.5 m PVC cable FROR 2x0.50 Ø5.0 mm RGB: includes 1.5 m PVC cable FROR 6x0.25 Ø4.6 mm
WIRING	series	series
MOUNTING	recessed (ceiling)	recessed (ceiling)
ACCESSORIES	see p. 76	see p. 76
NOTES	version with 2200K LED colour and IP44 available on request	version with 2200K LED colour and IP44 available on request

EYES 3.6

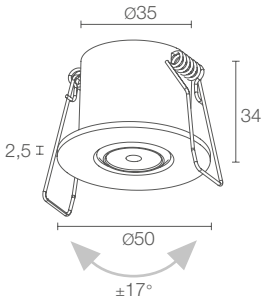

Ø 140 mm
H 90 mm

Ø 40 mm

kg 0.20 IP40

A A+ A++

2W 24Vdc

F3600 **B** White
F3600 **C** Chrome
F3600 **D** Gold
F3600 **S** Satin
F3600 **N** Black

F - 2700K
5 - 3000K
9 - 4000K
0 - 5000K
1 - blue

S - 10° tiltable ±17°
M - 20° tiltable ±17°
L - 40° tiltable ±17°
W - 10°x45° tiltable ±17°

145 lm (3000K)

103 lm (3000K, 20°)

1 power LED

body in anodized aluminium
trim in brass

not included, see p. 77

includes 1.5 m PVC cable
FROR 2x0.35 Ø3.5 mm

parallel

recessed (ceiling)

see p. 76

version with 2200K LED colour
and IP44 available on request

EYES 3.7

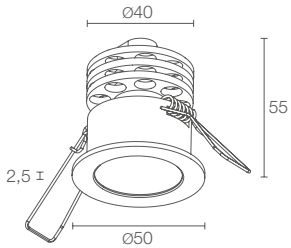

Ø 140 mm
H 90 mm

Ø 43 mm

kg 0.20 IP40

A A+ A++

6W 24Vdc

F3700 **B** White
F3700 **C** Chrome
F3700 **D** Gold
F3700 **S** Satin
F3700 **N** Black

F - 2700K
5 - 3000K
9 - 4000K
0 - 5000K
1 - blue

S - 12°
M - 24°
L - 50°

436 lm (3000K)

348 lm (3000K, 24°)

3 power LEDs

body in anodized aluminium
trim in brass

not included, see p. 77

includes 1.5 m PVC cable
FROR 2x0.35 Ø3.5 mm

parallel

recessed (ceiling)

see p. 76

version with 2200K LED colour
and IP44 available on request

EYES 4

EYES 4.0

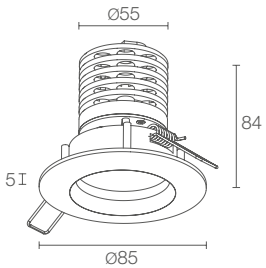

EYES 4.1

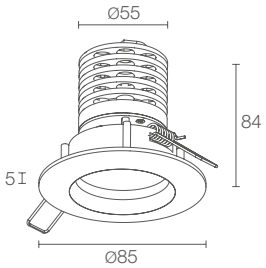

	EYES 4.0	EYES 4.1
	Ø 150 mm H 110 mm; Ø 70 mm; kg 0.30; IP20; A A+ A++; EPS	Ø 150 mm H 110 mm; Ø 70 mm; kg 0.30; IP20; A A+ A++; EPS
POWER / POWER SUPPLY CODE	max 6W max 500mA blue/white light **F3280 E B** White **F3280 E C** Chrome **F3280 E D** Gold **F3280 E S** Satin max 6W max 500mA RGB light **F3280 6 B** White **F3280 6 C** Chrome **F3280 6 D** Gold **F3280 6 S** Satin	6W 24Vdc **F4100 B** White **F4100 C** Chrome **F4100 D** Gold **F4100 S** Satin
LED COLOUR	**F** - 2700K **5** - 3000K **9** - 4000K **0** - 5000K **1** - blue	**F** - 2700K **5** - 3000K **9** - 4000K **0** - 5000K **1** - blue
OPTICS	**S** - 10° **M** - 25° **L** - 40°	**S** - 10° **M** - 25° **L** - 40°
LUMEN OUTPUT AT SOURCE	436 lm (3000K, 500mA) RGB: 266 lm, R: 98 lm G: 126 lm B: 42 lm (500mA)	436 lm (3000K, 500mA)
DELIVERED LUMEN OUTPUT	301 lm (3000K, 500mA, 25°) RGB: 190 lm, R: 70 lm G: 90 lm B: 30 lm (500mA, 25°)	301 lm (3000K, 500mA, 25°)
NO. AND TYPE OF LEDS	3 power LEDs	3 power LEDs
MATERIAL	body in anodized aluminium trim in brass	body in anodized aluminium trim in brass
POWER SUPPLY UNIT	not included, see p. 77 and 668	not included, see p. 77
POWER CABLES	includes 1.5 m PVC cable FROR 2x0.50 Ø5.0 mm RGB: includes 1.5 m PVC cable FROR 6x0.25 Ø4.6 mm	includes 1.5 m PVC cable FROR 2x0.50 Ø5.0 mm
WIRING	series	parallel
MOUNTING	recessed (ceiling)	recessed (ceiling)
ACCESSORIES	see p. 76	none
NOTES	IP44 version available on request	IP44 version available on request

EYES 5

EYES 5.0

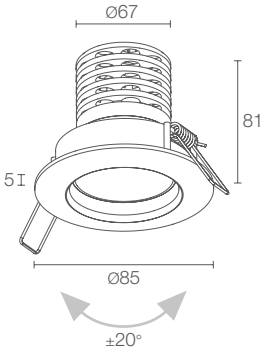

Ø 150 mm
H 110 mm

Ø 75 mm

kg 0.40 IP20

A A+ A++ EPS

EYES 5.1

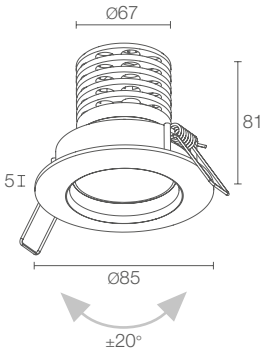

Ø 150 mm
H 110 mm

Ø 75 mm

kg 0.40 IP20

A A+ A++ EPS

	EYES 5.0	EYES 5.1
POWER / POWER SUPPLY	max 6W max 500mA blue/white light	6W 24Vdc
CODE	**FR3280 E B** White **FR3280 E C** Chrome **FR3280 E D** Gold **FR3280 E S** Satin max 6W max 500mA RGB light **FR3280 6 B** White **FR3280 6 C** Chrome **FR3280 6 D** Gold **FR3280 6 S** Satin	**FR5100 B** White **FR5100 C** Chrome **FR5100 D** Gold **FR5100 S** Satin
LED COLOUR	**F** - 2700K **5** - 3000K **9** - 4000K **0** - 5000K **1** - blue	**F** - 2700K **5** - 3000K **9** - 4000K **0** - 5000K **1** - blue
OPTICS	**S** - 10° tiltable ±20° **M** - 25° tiltable ±20° **L** - 40° tiltable ±20°	**S** - 10° tiltable ±20° **M** - 25° tiltable ±20° **L** - 40° tiltable ±20°
LUMEN OUTPUT AT SOURCE	436 lm (3000K, 500mA) RGB: 266 lm, R: 98 lm G: 126 lm B: 42 lm (500mA)	436 lm (3000K, 500mA)
DELIVERED LUMEN OUTPUT	301 lm (3000K, 500mA, 25°) RGB: 190 lm, R: 70 lm G: 90 lm B: 30 lm (500mA, 25°)	301 lm (3000K, 500mA, 25°)
NO. AND TYPE OF LEDS	3 power LEDs	3 power LEDs
MATERIAL	body in anodized aluminium trim in brass	body in anodized aluminium trim in brass
POWER SUPPLY UNIT	not included, see p. 77 and 668	not included, see p. 77
POWER CABLES	includes 1.5 m PVC cable FROR 2x0.50 Ø5.0 mm RGB: includes 1.5 m PVC cable FROR 6x0.25 Ø4.6 mm	includes 1.5 m PVC cable FROR 2x0.50 Ø5.0 mm
WIRING	series	parallel
MOUNTING	recessed (ceiling)	recessed (ceiling)
ACCESSORIES	see p. 76	none

EYES

ACCESSORIES AND POWER SUPPLY UNITS

	EYES 2.0	EYES 2.1	EYES 2.2	EYES 2.3	EYES 2.7	EYES 2.9	EYES 3.0	EYES 3.1	EYES 3.6	EYES 3.7
ACCESSORIES FOR INSTALLATION										
Outer casing	**WC0201**	**WC0201**	**WC0201**	**WC0201**	**WC0201**	**WC0201**				
Outer casing	**WC0202**	**WC0202**	**WC0202**	**WC0202**	**WC0202**	**WC0202**				
Outer casing							**WC1500**	**WC1500**	**WC1500**	**WC1500**
Outer casing							**WC1501**	**WC1501**	**WC1501**	**WC1501**

POWER CABLES

PVC cable
FROR 2x0.35 Ø3.5 mm
your choice of length
WF0110
(Eyes 1.0 / 1.2 / 2.0 / 2.1 / 2.2 / 2.3 / 3.0)

PVC cable
FROR 2x0.50 Ø5.0 mm
your choice of length
WF0100
(Eyes 3.1 / 4.0 / 5.0)
white LED colour

PVC cable
FROR 6x0.25 Ø3.5 mm
your choice of length
WF0210
(Eyes 3.1 / 4.0 / 5.0)
RGB

order together with the lighting fixture

POWER SUPPLY UNITS Eyes 1.0 / 1.2

350mA

Max no. fixtures	PSU	IP	Page
1/3	A13350VL	20	669
1/15	ACUNI020T1	20	668 669
3/9	A19350QL	20	669
5/12	A312350QL	20	669
1/12 Dimmer	ADUNITC	20	672 673 674

POWER SUPPLY UNITS Eyes 2.0 / 2.1

350mA

Max no. fixtures	PSU	IP	Page
1/3	A13350VL	20	669
1/15	ACUNI020T1	20	668 669
3/9	A19350QL	20	669
5/12	A312350QL	20	669
1/12 Dimmer	ADUNITC	20	672 673 674

500mA

Max no. fixtures	PSU	IP	Page
1/3	A13500TC	20	669
1/10	ACUNI020T1	20	668 669
2/5	A15500QL	20	669
5/10	A310500QL	20	669
1/12 Dimmer	ADUNITC	20	672 673 674

POWER SUPPLY UNITS Eyes 1.6 / 1.8 / 2.7 / 2.9 / 3.6 / 3.7 / 4.1 / 5.1

Max no. fixtures	PSU	IP	Page
1...n	24Vdc	20	671

POWER SUPPLY UNITS Eyes 2.2 / 2.3 / 3.0

350mA

Max no. fixtures	PSU	IP	Page
1/2	A13350VL	20	669
1/15	ACUNI020T1	20	668 669
3/9	A19350QL	20	669
5/12	A312350QL	20	669
1/12 Dimmer	ADUNITC	20	672 673 674

500mA

Max no. fixtures	PSU	IP	Page
1/3	A13500TC	20	669
1/10	ACUNI020T1	20	668 669
2/5	A15500QL	20	669
5/10	A310500QL	20	669
1/12 Dimmer	ADUNITC	20	672 673 674

POWER SUPPLY UNITS Eyes 3.1

350mA

Max no. fixtures	PSU	IP	Page
1	A13350VL	20	669
1/5	ACUNI020T1	20	668 669
1/3	A19350QL	20	669
2/4	A312350QL	20	669
1/4 Dimmer	ADUNITC	20	672 673 674

500mA

Max no. fixtures	PSU	IP	Page
1	A13500TC	20	669
1/3	ACUNI020T1	20	668 669
1	A15500QL	20	669
2/3	A310500QL	20	669
1/4 Dimmer	ADUNITC	20	672 673 674
-	RGB controller	-	679-684

POWER SUPPLY UNITS Eyes 4.0 / 5.0

350mA

Max no. fixtures	PSU	IP	Page
1	A13350VL	20	669
1/3	A19350QL	20	669
1/5	ACUNI020T1	20	668 669
2/4	A312350QL	20	669
1/4 Dimmer	ADUNITC	20	672 673 674
-	RGB controller	-	679-684

500mA

Max no. fixtures	PSU	IP	Page
1	A13500TC	20	669
1/3	ACUNI020T1	20	668 669
2/3	A310500QL	20	669
1/4 Dimmer	ADUNITC	20	672 673 674
-	RGB controller	-	679-684

EYES

PHOTOMETRIC DATA

EYES 1.0
1.2
1.6
1.8

D - Diffuse

H (m)	Ø (m)	Lux max (3000K)
0,50	1,44	79
1,00	2,87	20
1,50	4,31	9
2,00	5,74	5
2,50	7,18	3
3,00	8,61	2

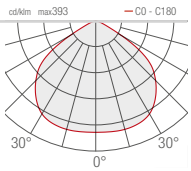

F - 40°

H (m)	Ø (m)	Lux max (3000K)
0,50	0,34	356
1,00	0,69	89
1,50	1,03	40
2,00	1,37	22
2,50	1,72	14
3,00	2,06	10

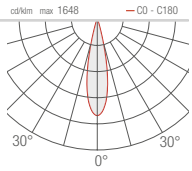

EYES 2.1
2.3
2.7
2.9

S - 10°

H (m)	Ø (m)	Lux max (3000K)
0,50	0,07	11819
1,00	0,14	2955
1,50	0,21	1313
2,00	0,28	739
2,50	0,35	473
3,00	0,42	328

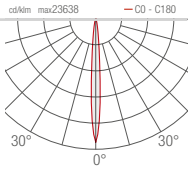

M - 20°

H (m)	Ø (m)	Lux max (3000K)
0,50	0,18	2388
1,00	0,36	597
1,50	0,54	265
2,00	0,72	149
2,50	0,90	96
3,00	1,08	66

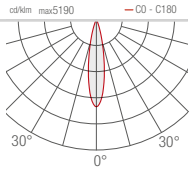

EYES 3.0
3.6

S - 10°

H (m)	Ø (m)	Lux max (3000K)
0,50	0,09	9598
1,00	0,19	2400
1,50	1,28	1066
2,00	0,38	600
2,50	0,47	384
3,00	0,57	267

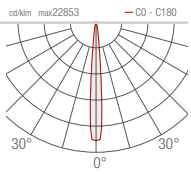

M - 20°

H (m)	Ø (m)	Lux max (3000K)
0,50	0,18	2400
1,00	0,36	600
1,50	0,54	267
2,00	0,72	150
2,50	0,90	96
3,00	1,08	67

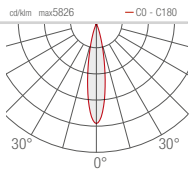

EYES 3.1
3.7

S - 12°

H (m)	Ø (m)	Lux max (3000K)
0,50	0,09	31295
1,00	0,18	7824
1,50	0,27	3477
2,00	0,36	1956
2,50	0,46	1252
3,00	0,55	869

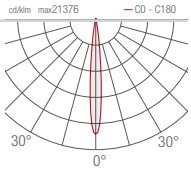

M - 24°

H (m)	Ø (m)	Lux max (3000K)
0,50	0,22	6829
1,00	0,44	1707
1,50	0,67	759
2,00	0,89	427
2,50	1,11	273
3,00	1,33	190

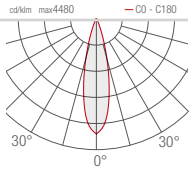

EYES 4.0
4.1
5.0
5.1

S - 10°

H (m)	Ø (m)	Lux max (3000K)
0,50	0,07	28442
1,00	0,14	7111
1,50	0,21	3160
2,00	0,28	1778
2,50	0,35	1138
3,00	0,42	790

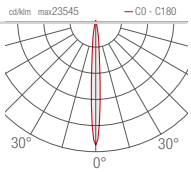

M - 25°

H (m)	Ø (m)	Lux max (3000K)
0,50	0,20	6392
1,00	0,40	1598
1,50	0,60	710
2,00	0,80	400
2,50	1,00	256
3,00	1,20	178

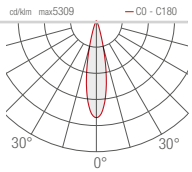

EYES 2.0
2.2

D - Diffuse

H (m)	Ø (m)	Lux max (3000K)
0,50	0,83	177
1,00	1,66	44
1,50	2,49	20
2,00	3,32	11
2,50	4,15	7
3,00	4,98	5

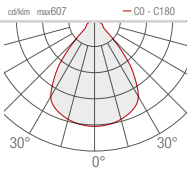

L - 40°

H (m)	Ø (m)	Lux max (3000K)
0,50	0,36	962
1,00	0,73	241
1,50	1,09	107
2,00	1,45	60
2,50	1,81	38
3,00	2,18	27

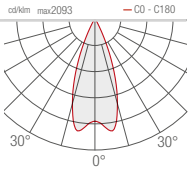

W - 10°x45°

H (m)	Ø (m)	Ø (m)	Lux max (3000K)
0,50	0,07	0,39	3029
1,00	0,14	0,77	757
1,50	0,21	1,16	337
2,00	0,28	1,54	189
2,50	0,35	1,93	121
3,00	0,42	2,32	84

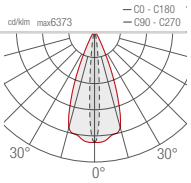

L - 40°

H (m)	Ø (m)	Lux max (3000K)
0,50	0,39	818
1,00	0,77	204
1,50	1,16	91
2,00	1,54	51
2,50	1,93	33
3,00	2,32	23

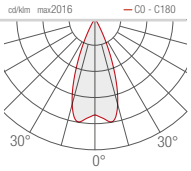

W - 10°x45°

H (m)	Ø (m)	Ø (m)	Lux max (3000K)
0,50	0,09	0,39	2673
1,00	0,19	0,77	668
1,50	1,28	1,16	297
2,00	0,38	1,54	167
2,50	0,47	1,93	107
3,00	0,57	2,32	74

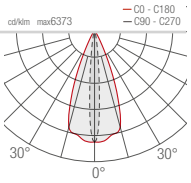

L - 50°

H (m)	Ø (m)	Lux max (3000K)
0,50	0,46	1672
1,00	0,93	418
1,50	1,39	186
2,00	1,85	105
2,50	2,32	67
3,00	2,79	46

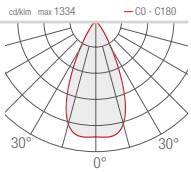

L - 40°

H (m)	Ø (m)	Lux max (3000K)
0,50	0,35	1958
1,00	0,71	490
1,50	1,06	218
2,00	1,42	122
2,50	1,77	78
3,00	2,12	54

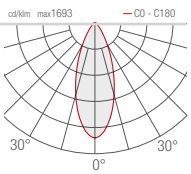

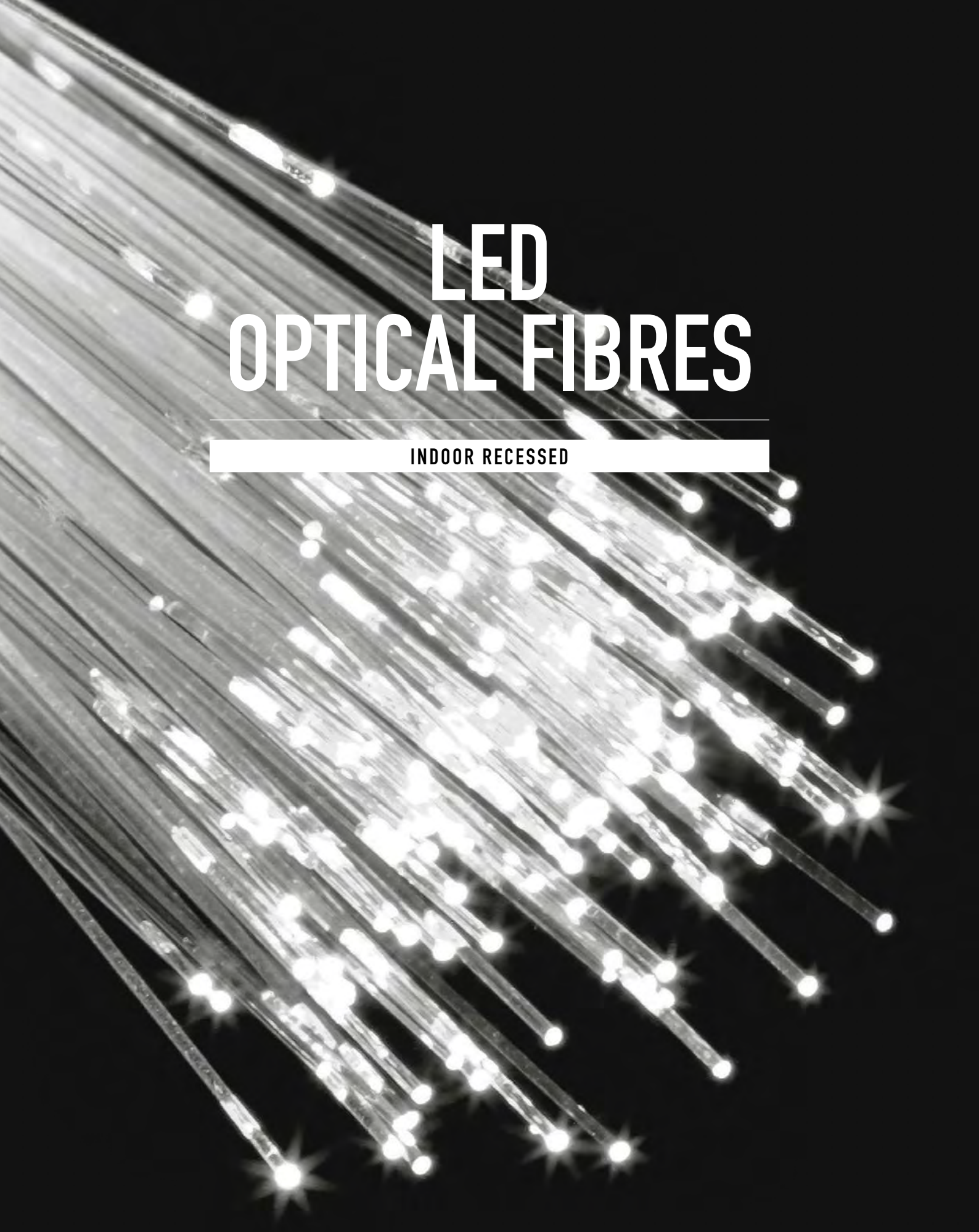

LED OPTICAL FIBRES

INDOOR RECESSED

LED OPTICAL FIBRES

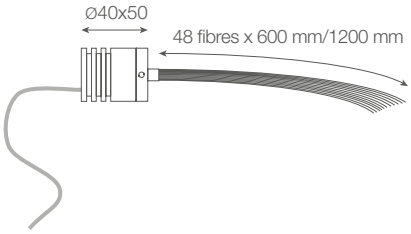

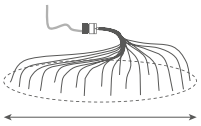

600 mm: approx. Ø1000 mm

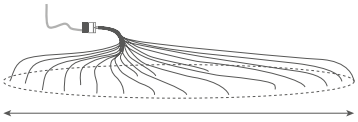

1200 mm: approx. Ø2000 mm

Ø 130 mm
H 90 mm

Ø 1 mm x 48

IP44

A A+ A++ EPS

POWER / POWER SUPPLY CODE	max 3W max 700mA blue/white light 600 mm **FB1013 ■ 06EA** max 3W max 700mA blue/white light 1200 mm **FB1013 ■ 12EA** max 3W max 350mA RGB light 600 mm **FB1011 6 06A** max 3W max 350mA RGB light 1200 mm **FB1011 6 12A**
■ LED COLOUR	**F** - 2700K **5** - 3000K **9** - 4000K **0** - 5000K **1** - blue
OPTICS	points of light
LUMEN OUTPUT AT SOURCE	186 lm (3000K, 700mA) RGB: 56 lm, R: 21 lm G: 26 lm B: 9 lm (350mA)
DELIVERED LUMEN OUTPUT	107 lm (3000K, 700mA) RGB: 40 lm, R: 15 lm G: 19 lm B: 6 lm (350mA)
NO. AND TYPE OF LEDS	1 power LED RGB: 1 full-colour LED
MATERIAL	anodized aluminium, optical fibres
POWER SUPPLY UNIT	not included, see p. 82 e 668
POWER CABLES	includes 1.5 m PVC cable FROR 2x0.50 Ø5.0 mm RGB: includes 1.5 m PVC cable FROR 6x0.25 Ø4.6 mm
WIRING	series
MOUNTING	recessed (ceiling, wall)
ACCESSORIES	see p. 82
NOTES	available on request with optical fibres in non-standard lengths

LED OPTICAL FIBRES

ACCESSORIES AND POWER SUPPLY UNITS

POWER CABLES

PVC cable
FROR 2x0.50 Ø5.0 mm
your choice of length
WF0100
white LED colour

PVC cable
FROR 6x0.25 Ø3.5 mm
your choice of length
WF0210
RGB

order together with the lighting fixture

POWER SUPPLY UNITS

700mA

Max no. fixtures	PSU	IP	Page
1/3	A13700QL	20	669
1/7	ACUNI020T1	20	668 669
1/12 Dimmer	ADUNITC	20	672 673 674
-	RGB controller	-	679-684



QUAD

INDOOR RECESSED

QUAD 1.0
60x60 mm
max 6W
max 500mA



QUAD 1.2
60x60 mm
max 6W
max 500mA

QUAD 2.0
60x60 mm
max 6W
max 500mA

QUAD 5.1
85x85 mm
max 6W
max 500mA

QUAD 5.2
85x170 mm
max 12W
max 500mA

QUAD 5.3
85x240 mm
max 18W
max 500mA

QUAD 6.1
65x65 mm
max 6W
max 500mA

QUAD 6.2
65x150 mm
max 12W
max 500mA

QUAD 6.3
65x220 mm
max 18W
max 500mA

QUAD MAXI 1.1
92x92 mm
8W 230Vac

QUAD MAXI 1.2
92x162 mm
14.5W 230Vac

QUAD MAXI 1.3
92x232 mm
22W 230Vac

QUAD MAXI 2.1
70x70 mm
8W 230Vac

QUAD MAXI 2.2
70x140 mm
14.5W 230Vac

QUAD MAXI 2.3
70x210 mm
22W 230Vac

QUAD MAXI 3.1
107x107 mm
14W 230Vac

QUAD MAXI 3.2
107x197 mm
26W 230Vac

QUAD MAXI 3.3
107x287 mm
40W 230Vac

QUAD MAXI 4.1
95x95 mm
14W 230Vac

QUAD MAXI 4.2
95x185 mm
26W 230Vac

QUAD MAXI 4.3
95x275 mm
40W 230Vac

< **QUAD MAXI 4.1**
3000K, 14W, 20°

Interior design by / Cristian Turra
Private residence, Iseo, Brescia, Italy



QUAD 1

QUAD 1.0

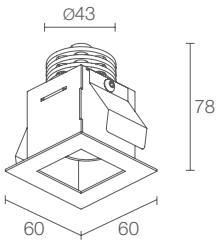

150x150 mm
H 150 mm

50x50 mm

kg 0.20 IP40

A A+ A++ EPS

QUAD 1.2

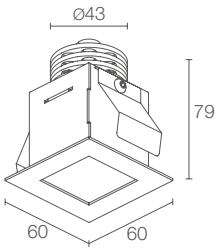

150x150 mm
H 150 mm

50x50 mm

kg 0.20 IP44

A A+ A++ EPS

POWER / POWER SUPPLY CODE	max 6W max 500mA blue/white light **QD1032 ■ ■ E B** White **QD1032 ■ ■ E N** Black max 6W max 500mA RGB light **QD1032 6 ■ B** White **QD1032 6 ■ N** Black	max 6W max 500mA **QD1232 ■ D E B** White **QD1232 ■ D E N** Black
■ **LED COLOUR**	**F** - 2700K **5** - 3000K **9** - 4000K **0** - 5000K **1** - blue	■ **F** - 2700K **5** - 3000K **9** - 4000K **0** - 5000K
■ **OPTICS**	**S** - 12° **M** - 24° **L** - 56°	diffuse
LUMEN OUTPUT AT SOURCE	436 lm (3000K, 500mA) RGB: 241 lm, R: 88 lm G: 115 lm B: 38 lm (500mA)	436 lm (3000K, 500mA)
DELIVERED LUMEN OUTPUT	272 lm (3000K, 500mA, 24°) RGB: 172 lm, R: 63 lm G: 82 lm B: 27 lm (500mA, 24°)	86 lm (3000K, 500mA)
NO. AND TYPE OF LEDS	3 power LEDs	3 power LEDs
MATERIAL	body in anodized aluminium trim in steel	body in anodized aluminium trim in steel screen in opal polycarbonate
POWER SUPPLY UNIT	not included, see p. 101 and 668	not included, see p. 101 and 668
POWER CABLES	includes 1.5 m PVC cable FROR 2x0.35 Ø3.5 mm RGB: includes 1.5 m PVC cable FROR 6x0.25 Ø4.6 mm	includes 1.5 m PVC cable FROR 2x0.35 Ø3.5 mm
WIRING	series	series
MOUNTING	recessed (ceiling)	recessed (ceiling)
ACCESSORIES	see p. 100	see p. 100

QUAD 2

QUAD 2.0

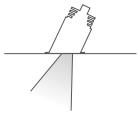

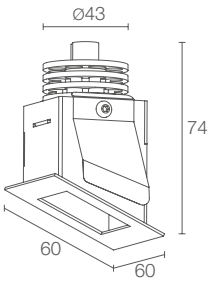

150x150 mm
H 150 mm

50x50 mm

kg 0.20 IP40

A A+ A++ EPS

POWER / POWER SUPPLY CODE	max 6W max 500mA blue/white light **QD2032 ■ ■ E B** White **QD2032 ■ ■ E N** Black max 6W max 500mA RGB light **QD2032 6 ■ B** White **QD2032 6 ■ N** Black
■ **LED COLOUR**	**F** - 2700K **5** - 3000K **9** - 4000K **0** - 5000K **1** - blue
■ **OPTICS**	**S** - 12° tilted 25° **M** - 24° tilted 25° **L** - 56° tilted 25°
LUMEN OUTPUT AT SOURCE	436 lm (3000K, 500mA) RGB: 290 lm, R: 106 lm G: 137 lm B: 46 lm (500mA)
DELIVERED LUMEN OUTPUT	328 lm (3000K, 500mA, 24°) RGB: 207 lm, R: 76 lm G: 98 lm B: 33 lm (500mA, 24°)
NO. AND TYPE OF LEDS	3 power LEDs
MATERIAL	body in anodized aluminium trim in steel
POWER SUPPLY UNIT	not included, see p. 101 and 668
POWER CABLES	includes 1.5 m PVC cable FROR 2x0.35 Ø3.5 mm RGB: includes 1.5 m PVC cable FROR 6x0.25 Ø4.6 mm
WIRING	series
MOUNTING	recessed (ceiling)
ACCESSORIES	see p. 100

QUAD 5

QUAD 5.1

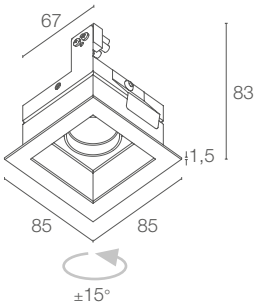

175x175 mm
H 150 mm

75x75 mm

kg 0.30 IP40

A A+ A++

POWER / POWER SUPPLY	max 6W max 500mA
CODE	**QD5132** ■ ■ **B** White **QD5132** ■ ■ **N** Black
■ **LED COLOUR**	**F** - 2700K **5** - 3000K **9** - 4000K **0** - 5000K **1** - blue **6** - RGB
■ **OPTICS**	**S** - 12° tiltable ±15° **M** - 24° tiltable ±15° **L** - 56° tiltable ±15°
LUMEN OUTPUT AT SOURCE	436 lm (3000K, 500mA) RGB: 298 lm, R: 109 lm G: 141 lm B: 48 lm (500mA)
DELIVERED LUMEN OUTPUT	336 lm (3000K, 500mA, 24°) RGB: 213 lm, R: 78 lm G: 101 lm B: 34 lm (500mA, 24°)
NO. AND TYPE OF LEDS	3 power LEDs
MATERIAL	body in anodized aluminium trim in steel
POWER SUPPLY UNIT	not included, see p. 101 and 668
POWER CABLES	terminal block
WIRING	series
MOUNTING	recessed (ceiling)
ACCESSORIES	see p. 100

QUAD 5.3
4000K, 18W, 56°, white

QUAD 5.2

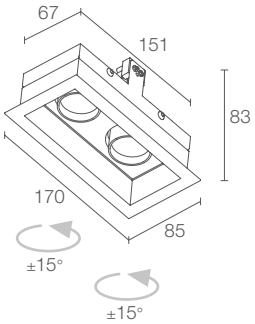

175x255 mm
H 150 mm

75x155 mm

kg 0.60 IP40

A A+ A++

	max 12W max 500mA **QD5262** **B** White **QD5262** **N** Black
	F - 2700K **5** - 3000K **9** - 4000K **0** - 5000K **1** - blue **6** - RGB
	S - 12° tiltable ±15° **M** - 24° tiltable ±15° **L** - 56° tiltable ±15°
	436 lm (3000K, 500mA) per beam RGB: 298 lm, R: 109 lm G: 141 lm B: 48 lm (500mA) per beam
	336 lm (3000K, 500mA, 24°) per beam RGB: 213 lm, R: 78 lm G: 101 lm B: 34 lm (500mA, 24°) per beam
	6 (3+3) power LEDs
	body in anodized aluminium trim in steel
	not included, see p. 101 and 668
	terminal block
	series
	recessed (ceiling)
	see p. 100

QUAD 5.3

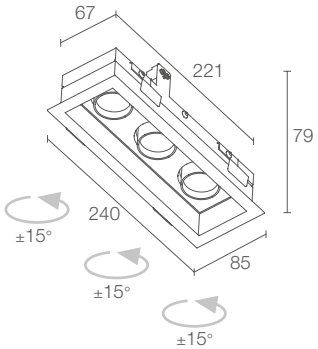

175x325 mm
H 150 mm

75x225 mm

kg 0.80 IP40

A A+ A++

	max 18W max 500mA **QD5392** **B** White **QD5392** **N** Black
	F - 2700K **5** - 3000K **9** - 4000K **0** - 5000K **1** - blue **6** - RGB
	S - 12° tiltable ±15° **M** - 24° tiltable ±15° **L** - 56° tiltable ±15°
	436 lm (3000K, 500mA) per beam RGB: 298 lm, R: 109 lm G: 141 lm B: 48 lm (500mA) per beam
	336 lm (3000K, 500mA, 24°) per beam RGB: 213 lm, R: 78 lm G: 101 lm B: 34 lm (500mA, 24°) per beam
	9 (3+3+3) power LEDs
	body in anodized aluminium trim in steel
	not included, see p. 101 and 668
	terminal block
	series
	recessed (ceiling)
	see p. 100

QUAD 6

v
QUAD 6.3
3000K, 18W, 24°, white

Interior design by / Cristian Turra
Private residence, Iseo, Brescia, Italy

QUAD 6.1

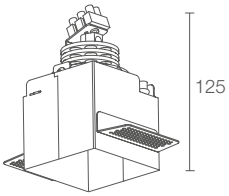

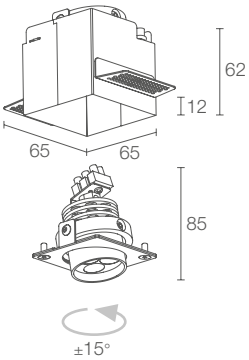

Required outer casing, not included

165x165 mm
H 150 mm

65x65 mm

kg 0.30 IP40

A A+ A++

POWER / POWER SUPPLY	max 6W max 500mA
CODE	**QD6132** ■ ■ **B** White **QD6132** ■ ■ **N** Black
■ **LED COLOUR**	**F** - 2700K **5** - 3000K **9** - 4000K **0** - 5000K **1** - blue **6** - RGB
■ **OPTICS**	**S** - 12° tiltable ±15° **M** - 24° tiltable ±15° **L** - 56° tiltable ±15°
LUMEN OUTPUT AT SOURCE	436 lm (3000K, 500mA) RGB: 294 lm, R: 108 lm G: 140 lm B: 46 lm (500mA)
DELIVERED LUMEN OUTPUT	336 lm (3000K, 500mA, 24°) RGB: 210 lm, R: 77 lm G: 100 lm B: 33 lm (500mA, 24°)
NO. AND TYPE OF LEDS	3 power LEDs
MATERIAL	body in anodized aluminium trim in steel
POWER SUPPLY UNIT	not included, see p. 101 and 668
POWER CABLES	terminal block
WIRING	series
MOUNTING	recessed (ceiling)
ACCESSORIES	see p. 100

QUAD 6.2

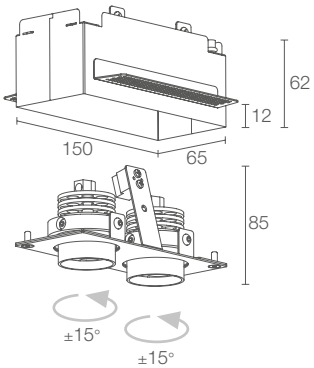

Required outer casing, not included

165x250 mm
H 150 mm

65x150 mm

kg 0.60 IP40

A A+ A++

	max 12W max 500mA **QD6262** **B** White **QD6262** **N** Black
	F - 2700K **5** - 3000K **9** - 4000K **0** - 5000K **1** - blue **6** - RGB
	S - 12° tiltable ±15° **M** - 24° tiltable ±15° **L** - 56° tiltable ±15°
	436 lm (3000K, 500mA) per beam RGB: 294 lm, R: 108 lm G: 140 lm B: 46 lm (500mA) per beam
	336 lm (3000K, 500mA, 24°) per beam RGB: 210 lm, R: 77 lm G: 100 lm B: 33 lm (500mA, 24°) per beam
	6 (3+3) power LEDs
	body in anodized aluminium trim in steel
	not included, see p. 101 and 668
	terminal block
	series
	recessed (ceiling)
	see p. 100

QUAD 6.3

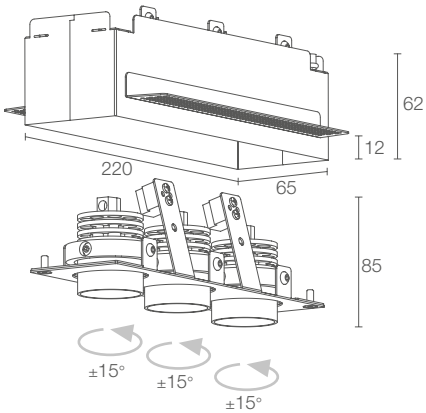

Required outer casing, not included

165x325 mm
H 150 mm

65x220 mm

kg 0.80 IP40

A A+ A++

	max 18W max 500mA **QD6392** **B** White **QD6392** **N** Black
	F - 2700K **5** - 3000K **9** - 4000K **0** - 5000K **1** - blue **6** - RGB
	S - 12° tiltable ±15° **M** - 24° tiltable ±15° **L** - 56° tiltable ±15°
	436 lm (3000K, 500mA) per beam RGB: 294 lm, R: 108 lm G: 140 lm B: 46 lm (500mA) per beam
	336 lm (3000K, 500mA, 24°) per beam RGB: 210 lm, R: 77 lm G: 100 lm B: 33 lm (500mA, 24°) per beam
	9 (3+3+3) power LEDs
	body in anodized aluminium trim in steel
	not included, see p. 101 and 668
	terminal block
	series
	recessed (ceiling)
	see p. 100

QUAD MAXI 1

QUAD MAXI 1.1
4000K, 8W, 29°

Light planning by / Studio Luce Sacchi
Sordi Gioielli, Varedo, Monza and Brianza, Italy

QUAD MAXI 1.1

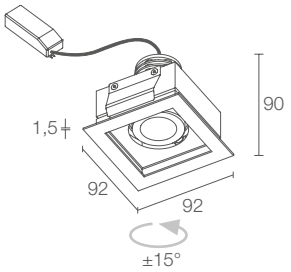

175x175 mm
H 150 mm

75x75 mm

kg 0.30 IP40 IP43 installed

A A+ A++

POWER / POWER SUPPLY CODE	8W 230Vac **MQ1110 B** White 8W 230Vac 1-10V + PUSH **MQ1110 BR** White 8W 230Vac DALI + PUSH **MQ1110 BD** White
LED COLOUR	**F** - 2700K **5** - 3000K **9** - 4000K
OPTICS	**S** - 20° tiltable ±15° **M** - 29° tiltable ±15° **L** - 54° tiltable ±15°
LUMEN OUTPUT AT SOURCE	512 lm (3000K)
DELIVERED LUMEN OUTPUT	425 lm (3000K, 29°)
NO. AND TYPE OF LEDS	1 multichip power LED
MATERIAL	body in anodized aluminium trim in steel
POWER SUPPLY UNIT	included and wired
POWER CABLES	includes 0.30 m cable
MOUNTING	recessed (ceiling)

QUAD MAXI 1.2

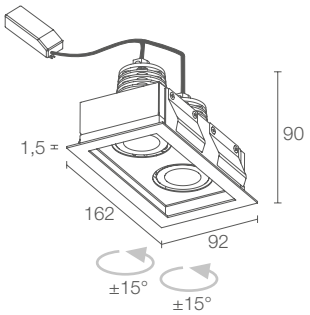

175x250 mm
H 150 mm

80x147 mm

kg 0.60 IP40 IP43 installed

A A+ A++

	14.5W 230Vac **MQ1210** ■ ■ **B** White 14.5W 230Vac 1-10V + PUSH **MQ1210** ■ ■ **BR** White 14.5W 230Vac DALI + PUSH **MQ1210** ■ ■ **BD** White
■	**F** - 2700K **5** - 3000K **9** - 4000K
■	**S** - 20° tiltable ±15° **M** - 29° tiltable ±15° **L** - 54° tiltable ±15°
	512 lm (3000K) per beam
	425 lm (3000K, 29°) per beam
	2 (1+1) multichip power LEDs
	body in anodized aluminium trim in steel
	included and wired
	includes 0.30 m cable
	recessed (ceiling)

QUAD MAXI 1.3

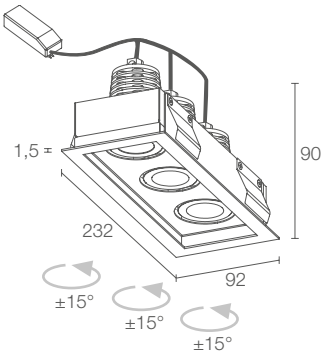

175x315 mm
H 150 mm

80x217 mm

kg 0.80 IP40 IP43 installed

A A+ A++

	22W 230Vac **MQ1310** ■ ■ **B** White 22W 230Vac 1-10V + PUSH **MQ1310** ■ ■ **BR** White 22W 230Vac DALI + PUSH **MQ1310** ■ ■ **BD** White
■	**F** - 2700K **5** - 3000K **9** - 4000K
■	**S** - 20° tiltable ±15° **M** - 29° tiltable ±15° **L** - 54° tiltable ±15°
	512 lm (3000K) per beam
	425 lm (3000K, 29°) per beam
	3 (1+1+1) multichip power LEDs
	body in anodized aluminium trim in steel
	included and wired
	includes 0.30 m cable
	recessed (ceiling)

QUAD MAXI 2

v
QUAD MAXI 2.1
3000K, 8W, 29°

QUAD MAXI 2.1

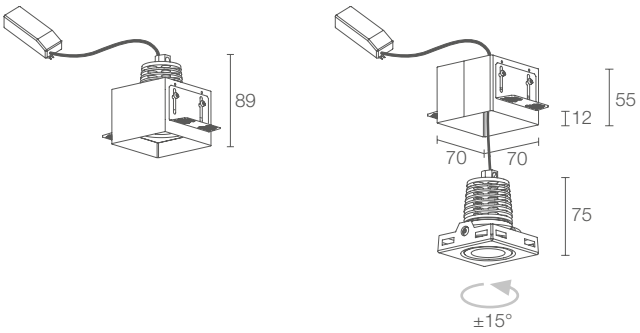

Required outer casing, not included

170x170 mm
H 150 mm

70x70 mm

kg 0.30 IP40 IP43 installed

A A+ A++

POWER / POWER SUPPLY CODE	8W 230Vac **MQ2110 ■ ■ B** White 8W 230Vac 1-10V + PUSH **MQ2110 ■ ■ BR** White 8W 230Vac DALI + PUSH **MQ2110 ■ ■ BD** White
■ **LED COLOUR**	**F** - 2700K **5** - 3000K **9** - 4000K
■ **OPTICS**	**S** - 20° tiltable ±15° **M** - 29° tiltable ±15° **L** - 54° tiltable ±15°
LUMEN OUTPUT AT SOURCE	512 lm (3000K)
DELIVERED LUMEN OUTPUT	340 lm (3000K, 29°)
NO. AND TYPE OF LEDS	1 multichip power LED
MATERIAL	body in anodized aluminium trim in steel
POWER SUPPLY UNIT	included and wired
POWER CABLES	includes 0.30 m cable
MOUNTING	recessed (ceiling)
ACCESSORIES	see p. 100

QUAD MAXI 2.2

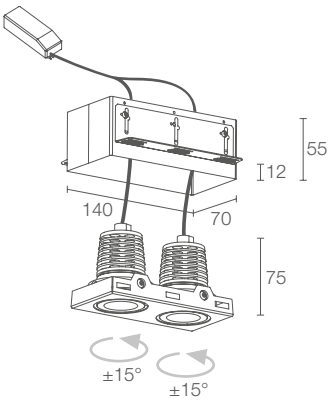

Required outer casing, not included

170x240 mm
H 150 mm

70x140 mm

kg 0.60 IP40 IP43 installed

A A+ A++

	14.5W 230Vac **MQ2210** ■ ■ **B** White 14.5W 230Vac 1-10V + PUSH **MQ2210** ■ ■ **BR** White 14.5W 230Vac DALI + PUSH **MQ2210** ■ ■ **BD** White
■	**F** - 2700K **5** - 3000K **9** - 4000K
■	**S** - 20° tiltable ±15° **M** - 29° tiltable ±15° **L** - 54° tiltable ±15°
	512 lm (3000K) per beam
	340 lm (3000K, 29°) per beam
	2 (1+1) multichip power LEDs
	body in anodized aluminium trim in steel
	included and wired
	includes 0.30 m cable
	recessed (ceiling)
	see p. 100

QUAD MAXI 2.3

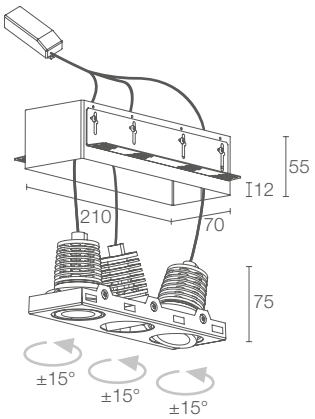

Required outer casing, not included

170x310 mm
H 150 mm

70x210 mm

kg 0.80 IP40 IP43 installed

A A+ A++

	22W 230Vac **MQ2310** ■ ■ **B** White 22W 230Vac 1-10V + PUSH **MQ2310** ■ ■ **BR** White 22W 230Vac DALI + PUSH **MQ2310** ■ ■ **BD** White
■	**F** - 2700K **5** - 3000K **9** - 4000K
■	**S** - 20° tiltable ±15° **M** - 29° tiltable ±15° **L** - 54° tiltable ±15°
	512 lm (3000K) per beam
	340 lm (3000K, 29°) per beam
	3 (1+1+1) multichip power LEDs
	body in anodized aluminium trim in steel
	included and wired
	includes 0.30 m cable
	recessed (ceiling)
	see p. 100

QUAD MAXI 3

QUAD MAXI 3.1

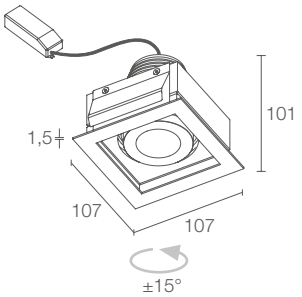

190x190 mm
H 150 mm

95x95 mm

kg 0.50 IP40 IP43 installed

A A+ A++

POWER / POWER SUPPLY **CODE**	14W 230Vac **MQ3110** ■ ■ **B** White 14W 230Vac 1-10V + PUSH **MQ3110** ■ ■ **BR** White 14W 230Vac DALI + PUSH **MQ3110** ■ ■ **BD** White
■ **LED COLOUR**	**F** - 2700K **5** - 3000K **9** - 4000K
■ **OPTICS**	**M** - 20° tiltable ±15° **L** - 40° tiltable ±15°
LUMEN OUTPUT AT SOURCE	1219 lm (3000K)
DELIVERED LUMEN OUTPUT	950 lm (3000K, 20°)
NO. AND TYPE OF LEDS	1 multichip power LED
MATERIAL	body in anodized aluminium trim in steel
POWER SUPPLY UNIT	included and wired
POWER CABLES	includes 0.30 m cable
MOUNTING	recessed (ceiling)

QUAD MAXI 3.2

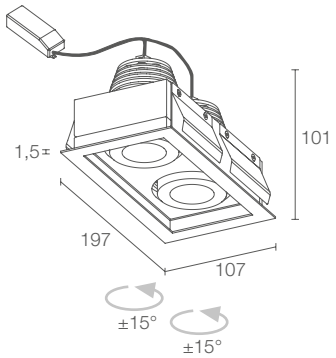

190x280 mm
H 150 mm

95x182 mm

kg 1.00 IP40 IP43 installed

A A+ A++

	26W 230Vac **MQ3210** ■ ■ **B** White 26W 230Vac 1-10V + PUSH **MQ3210** ■ ■ **BR** White 26W 230Vac DALI + PUSH **MQ3210** ■ ■ **BD** White
■	**F** - 2700K **5** - 3000K **9** - 4000K
■	**M** - 20° tiltable ±15° **L** - 40° tiltable ±15°
	1219 lm (3000K) per beam
	950 lm (3000K, 20°) per beam
	2 (1+1) multichip power LEDs
	body in anodized aluminium trim in steel
	included and wired
	includes 0.30 m cable
	recessed (ceiling)

QUAD MAXI 3.3

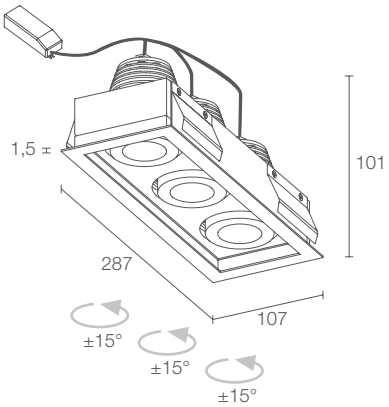

190x370 mm
H 150 mm

95x272 mm

kg 1.50 IP40 IP43 installed

A A+ A++

	40W 230Vac **MQ3310** ■ ■ **B** White 40W 230Vac 1-10V + PUSH **MQ3310** ■ ■ **BR** White 40W 230Vac DALI + PUSH **MQ3310** ■ ■ **BD** White
■	**F** - 2700K **5** - 3000K **9** - 4000K
■	**M** - 20° tiltable ±15° **L** - 40° tiltable ±15°
	1219 lm (3000K) per beam
	950 lm (3000K, 20°) per beam
	3 (1+1+1) multichip power LEDs
	body in anodized aluminium trim in steel
	included and wired
	includes 0.30 m cable
	recessed (ceiling)

QUAD MAXI 4

QUAD MAXI 4.1

v
QUAD MAXI 4.1
3000K, 14W, 20°

Interior design by / Cristian Turra
Private residence, Iseo, Brescia, Italy

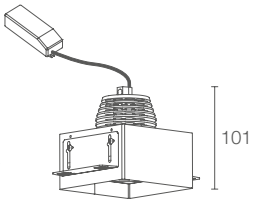

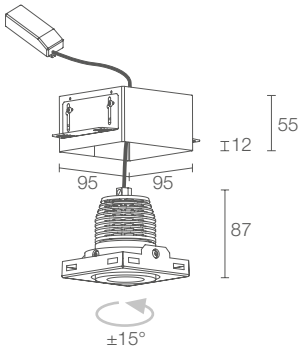

Required outer casing, not included

190x190 mm
H 150 mm

95x95 mm

kg 0.50 IP40 IP43 installed

A A+ A++

POWER / POWER SUPPLY **CODE**	14W 230Vac **MQ4110** ■ ■ **B** White 14W 230Vac 1-10V + PUSH **MQ4110** ■ ■ **BR** White 14W 230Vac DALI + PUSH **MQ4110** ■ ■ **BD** White
■ **LED COLOUR**	**F** - 2700K **5** - 3000K **9** - 4000K
■ **OPTICS**	**M** - 20° tiltable ±15° **L** - 40° tiltable ±15°
LUMEN OUTPUT AT SOURCE	1219 lm (3000K)
DELIVERED LUMEN OUTPUT	931 lm (3000K, 20°)
NO. AND TYPE OF LEDS	1 multichip power LED
MATERIAL	body in anodized aluminium trim in steel
POWER SUPPLY UNIT	included and wired
POWER CABLES	includes 0.30 m cable
MOUNTING	recessed (ceiling)
ACCESSORIES	see p. 100

QUAD MAXI 4.2

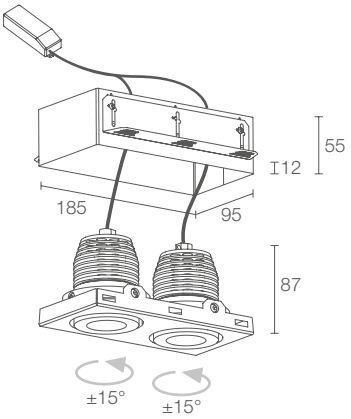

Required outer casing, not included

190x280 mm
H 150 mm

95x185 mm

kg 1.00 IP40 IP43 installed

A A+ A++

	26W 230Vac **MQ4210** ■ ■ **B** White 26W 230Vac 1-10V + PUSH **MQ4210** ■ ■ **BR** White 26W 230Vac DALI + PUSH **MQ4210** ■ ■ **BD** White
■	**F** - 2700K **5** - 3000K **9** - 4000K
■	**M** - 20° tiltable ±15° **L** - 40° tiltable ±15°
	1219 lm (3000K) per beam
	931 lm (3000K, 20°) per beam
	2 (1+1) multichip power LEDs
	body in anodized aluminium trim in steel
	included and wired
	includes 0.30 m cable
	recessed (ceiling)
	see p. 100

QUAD MAXI 4.3

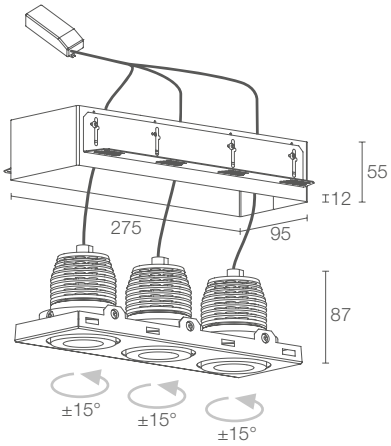

Required outer casing, not included

190x370 mm
H 150 mm

95x275 mm

kg 1.50 IP40 IP43 installed

A A+ A++

	40W 230Vac **MQ4310** ■ ■ **B** White 40W 230Vac 1-10V + PUSH **MQ4310** ■ ■ **BR** White 40W 230Vac DALI + PUSH **MQ4310** ■ ■ **BD** White
■	**F** - 2700K **5** - 3000K **9** - 4000K
■	**M** - 20° tiltable ±15° **L** - 40° tiltable ±15°
	1219 lm (3000K) per beam
	931 lm (3000K, 20°) per beam
	3 (1+1+1) multichip power LEDs
	body in anodized aluminium trim in steel
	included and wired
	includes 0.30 m cable
	recessed (ceiling)
	see p. 100

QUAD

ACCESSORIES AND POWER SUPPLY UNITS

ACCESSORIES FOR INSTALLATION

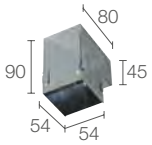

WC1801
Outer casing for solid walls
(Quad 1.0 / 1.2)

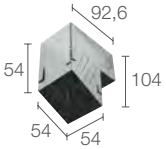

WC1802
Outer casing for solid walls
(Quad 2.0)

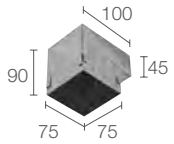

WC1901
Outer casing for solid walls
(Quad 5.1)

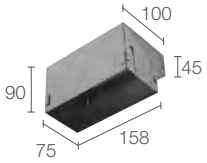

WC1902
Outer casing for solid walls
(Quad 5.2)

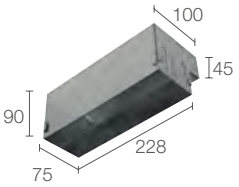

WC1903
Outer casing for solid walls
(Quad 5.3)

WC2001
Outer casing for plasterboard
(Quad 6.1)

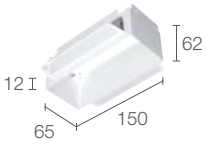

WC2002
Outer casing for plasterboard
(Quad 6.2)

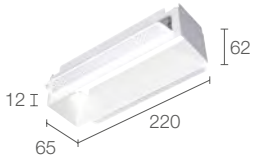

WC2003
Outer casing for plasterboard
(Quad 6.3)

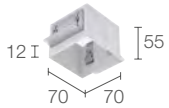

WC2201
Outer casing for plasterboard
(Quad Maxi 2.1)



WC2202
Outer casing for plasterboard
(Quad Maxi 2.2)



WC2203
Outer casing for plasterboard
(Quad Maxi 2.3)

WC2401
Outer casing for plasterboard
(Quad Maxi 4.1)

WC2402
Outer casing for plasterboard
(Quad Maxi 4.2)



WC2403
Outer casing for plasterboard
(Quad Maxi 4.3)

POWER CABLES Quad 1 / 2

PVC cable
FROR 2x0.35 Ø3.5 mm
your choice of length
WF0110
(Quad 1.0 / 1.2 / 2.0)
white LED colour

PVC cable
FROR 6x0.25 Ø3.5 mm
your choice of length
WF0210
(Quad 1.0 / 2.0)
RGB

order together with the lighting fixture

POWER SUPPLY UNITS Quad 1.0 / 1.2 / 2.0 / 5.1 / 6.1

350mA

Max no. fixtures	PSU	IP	Page
1	A13350VL	20	669
1/3	A19350QL	20	669
1/5	ACUNI020T1	20	668 669
2/4	A312350QL	20	669
1/4 Dimmer	ADUNITC	20	672 673 674
-	RGB controller	-	679-684

500mA

Max no. fixtures	PSU	IP	Page
1	A13500TC	20	669
1/3	ACUNI020T1	20	668 669
2/3	A310500QL	20	669
1/4 Dimmer	ADUNITC	20	672 673 674
-	RGB controller	-	679-684

POWER SUPPLY UNITS Quad 5.2

350mA

Max no. fixtures	PSU	IP	Page
1/2	A312350QL	20	669
1/2	ACUNI020T1	20	668 669
1/2 Dimmer	ADUNITC	20	672 673 674
-	RGB controller	-	679-684

500mA

Max no. fixtures	PSU	IP	Page
1	ACUNI020T1	20	668 669
1	A310500QL	20	669
1/2 Dimmer	ADUNITC	20	672 673 674
-	RGB controller	-	679-684

POWER SUPPLY UNITS Quad 5.3

350mA

Max no. fixtures	PSU	IP	Page
1	ACUNI020T1	20	668 669
1	A19350QL	20	669
1	A312350QL	20	669
1 Dimmer	ADUNITC	20	672 673 674
-	RGB controller	-	679-684

500mA

Max no. fixtures	PSU	IP	Page
1	ACUNI020T1	20	668 669
1	A310500QL	20	669
1 Dimmer	ADUNITC	20	672 673 674
-	RGB controller	-	679-684

POWER SUPPLY UNITS Quad 6.2

350mA

Max no. fixtures	PSU	IP	Page
1	ACUNI020T1	20	668 669
1/2	A312350QL	20	669
1/2 Dimmer	ADUNITC	20	672 673 674
-	RGB controller	-	679-684

500mA

Max no. fixtures	PSU	IP	Page
1	ACUNI020T1	20	668 669
1	A310500QL	20	669
1/2 Dimmer	ADUNITC	20	672 673 674
-	RGB controller	-	679-684

POWER SUPPLY UNITS Quad 6.3

350mA

Max no. fixtures	PSU	IP	Page
1	ACUNI020T1	20	668 669
1	A19350QL	20	669
1	A312350QL	20	669
1/4 Dimmer	ADUNITC	20	672 673 674
-	RGB controller	-	679-684

500mA

Max no. fixtures	PSU	IP	Page
1	ACUNI020T1	20	668 669
1	A310500QL	20	669
1 Dimmer	ADUNITC	20	672 673 674
-	RGB controller	-	679-684

QUAD

PHOTOMETRIC DATA

QUAD 1.0

S - 12°

H (m)	Ø (m)	Lux max (3000K)
0,50	0,09	26743
1,00	0,18	6686
1,50	0,27	2971
2,00	0,36	1671
2,50	0,45	1070
3,00	0,54	743

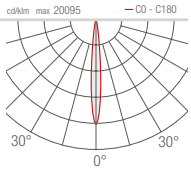

M - 24°

H (m)	Ø (m)	Lux max (3000K)
0,50	0,20	5809
1,00	0,39	1452
1,50	0,59	645
2,00	0,78	363
2,50	0,98	232
3,00	1,17	161

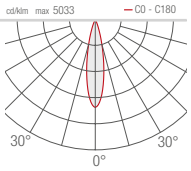

QUAD 1.2

D - Diffuse

H (m)	Ø (m)	Lux max (3000K)
0,50	1,07	151
1,00	2,14	38
1,50	3,21	17
2,00	4,27	9
2,50	5,34	6
3,00	6,41	4

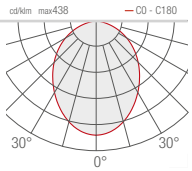

QUAD 2.0

S - 12° tilted 25°

H (m)	Ø (m)	Lux max (3000K)
0,50	0,11	23969
1,00	0,22	5992
1,50	0,32	2663
2,00	0,43	1498
2,50	0,54	959
3,00	0,65	666

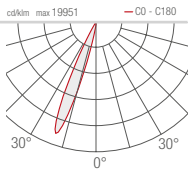

M - 24° tilted 25°

H (m)	Ø (m)	Lux max (3000K)
0,50	0,24	5247
1,00	0,48	1312
1,50	0,72	583
2,00	0,96	328
2,50	1,20	210
3,00	1,44	146

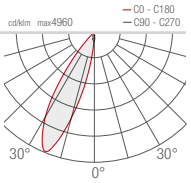

QUAD 5.1
6.1

S - 12°

H (m)	Ø (m)	Lux max (3000K)
0,50	0,09	26743
1,00	0,18	6686
1,50	0,27	2971
2,00	0,36	1671
2,50	0,45	1070
3,00	0,54	743

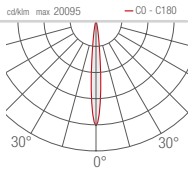

M - 24°

H (m)	Ø (m)	Lux max (3000K)
0,50	0,20	6495
1,00	0,39	1624
1,50	0,59	722
2,00	0,78	406
2,50	0,98	260
3,00	1,17	180

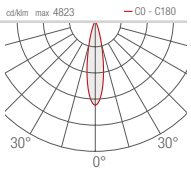

QUAD MAXI 1.1
2.1

S - 20°

H (m)	Ø (m)	Lux max (3000K)
0,50	0,16	5138
1,00	0,32	1284
1,50	0,55	571
2,00	0,64	321
2,50	0,80	206
3,00	0,96	143

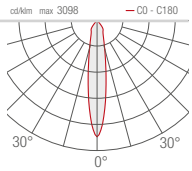

M - 29°

H (m)	Ø (m)	Lux max (3000K)
0,50	0,24	3596
1,00	0,48	899
1,50	0,76	400
2,00	0,96	225
2,50	1,20	144
3,00	1,44	100

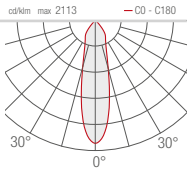

QUAD MAXI 3.1
4.1

M - 20°

H (m)	Ø (m)	Lux max (3000K)
0,50	0,21	13136
1,00	0,42	3284
1,50	0,60	1460
2,00	0,84	821
2,50	1,04	525
3,00	1,25	365

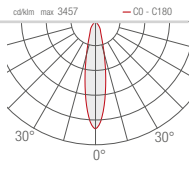

L - 40°

H (m)	Ø (m)	Lux max (3000K)
0,50	0,34	6582
1,00	0,68	1645
1,50	1,09	731
2,00	1,37	411
2,50	1,71	263
3,00	2,05	183

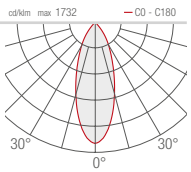

L - 56°

H (m)	Ø (m)	Lux max (3000K)
0,50	0,50	1256
1,00	1,00	314
1,50	1,51	140
2,00	2,01	78
2,50	2,51	50
3,00	3,01	35

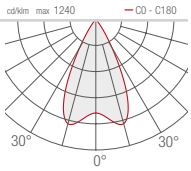

L - 56° tilted 25°

H (m)	Ø (m)	Ø (m)	Lux max (3000K)
0,50	0,45	0,53	1488
1,00	0,89	1,06	362
1,50	1,34	1,59	161
2,00	1,78	2,02	91
2,50	2,23	2,65	58
3,00	2,67	3,18	40

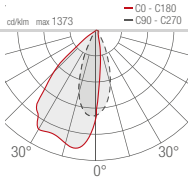

L - 56°

H (m)	Ø (m)	Lux max (3000K)
0,50	0,55	1282
1,00	1,11	321
1,50	1,66	142
2,00	2,21	80
2,50	2,76	51
3,00	3,32	36

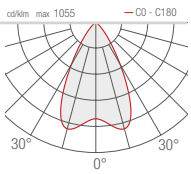

L - 54°

H (m)	Ø (m)	Lux max (3000K)
0,50	0,53	1835
1,00	1,06	459
1,50	1,60	204
2,00	2,12	115
2,50	2,65	73
3,00	3,18	51

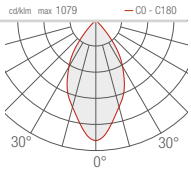



QUAD 6.2 >
3000K, 12W, 24°, white

Interior design by / Cristian Turra
Private residence, Iseo, Brescia, Italy

SIMPLY

INDOOR RECESSED

SIMPLY 1.0

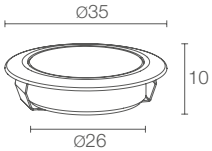

Ø 40 mm
H 10 mm

Ø 28 mm

kg 0.09 IP44

A A+ A++

POWER / POWER SUPPLY	max 1W max 220mA
CODE	**SM1011 D C** Chrome **SM1011 D P** Pearl chrome
LED COLOUR	**F** - 2700K **5** - 3000K **9** - 4000K **0** - 5000K **1** - blue
OPTICS	diffuse
LUMEN OUTPUT AT SOURCE	75 lm (3000K, 220mA)
DELIVERED LUMEN OUTPUT	37 lm (3000K, 220mA)
NO. AND TYPE OF LEDS	1 power LED
MATERIAL	body and trim in anodized aluminium screen in opal polycarbonate
POWER SUPPLY UNIT	not included
POWER CABLES	includes 2x0.30 m single-core cables
WIRING	series
MOUNTING	recessed (ceiling, wall, floor)

PHOTOMETRIC DATA

D - Diffuse

H (m)	Ø (m)	Lux max (3000K)
0,50	0,54	124
1,00	1,07	31
1,50	1,70	14
2,00	2,14	8
2,50	2,68	5
3,00	3,22	3

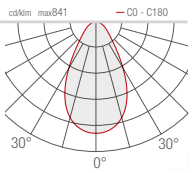

POWER SUPPLY UNITS

Max no. fixtures	PSU	IP	Page
1/9	A19220TC	20	668
1/12 Dimmer	ADUNITC	20	672 673 674

< SIMPLY 1.0
3000K, 1W, pearl chrome

Private residence, Milan, Italy

TURIS

INDOOR RECESSED



TURIS MINI 1.0
42x42 mm
5W 24Vdc
6W 230Vac

TURIS MINI 1.1
Ø44 mm
5W 24Vdc
6W 230Vac

TURIS 1.0
61x61 mm
6W/12.5W
230Vac

TURIS 1.1
Ø62 mm
6W/12.5W
230Vac



TURIS 1.2
61x61 mm
6W/12.5W
230Vac

TURIS 1.3
Ø62 mm
6W/12.5W
230Vac

TURIS 2.0
70x70 mm
6W/12.5W
230Vac



TURIS 3.0
97x97 mm
12.5W/18.5W
230Vac

TURIS 3.1
Ø100 mm
12.5W/18.5W
230Vac



TURIS 3.2
97x97 mm
12.5W/18.5W
230Vac

TURIS 3.3
Ø100 mm
12.5W/18.5W
230Vac

TURIS 4.0
94x94 mm
12.5W/18.5W
230Vac

TURIS 5.0
133x133 mm
18.5W/24.5W
230Vac

TURIS 5.1
Ø129 mm
18.5W/24.5W
230Vac

TURIS 6.0
137x137 mm
18.5W/24.5W
230Vac

TURIS 7.0
161x161 mm
24.5W/32W
230Vac

TURIS 7.1
Ø162 mm
24.5W/32W
230Vac

TURIS 8.0
166x166 mm
24.5W/32W
230Vac

< **TURIS 1.0**
3000K, 12.5W, white

Light planning by / Leumax Lighting solutions
Villa Elena, Poreč, Croatia

TURIS MINI

TURIS MINI 1.0

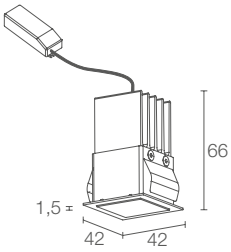

140x140 mm
H 120 mm

37x37 mm

CE LED TECH 230Vac 24Vdc kg 0.15 IP40 IP44 installed
A A+ A++

POWER / POWER SUPPLY CODE	6W 230Vac **MT1011 D B** White 5W 24Vdc **MT1001 D B** White
LED COLOUR	**F** - 2700K **5** - 3000K **9** - 4000K
OPTICS	diffuse
LUMEN OUTPUT AT SOURCE	460 lm (3000K)
DELIVERED LUMEN OUTPUT	295 lm (3000K)
NO. AND TYPE OF LEDS	1 multichip power LED
MATERIAL	body in black anodized aluminium trim in steel screen in one-side-frosted, transparent plexiglass
POWER SUPPLY UNIT	230Vac: included and wired 24Vdc: not included, see p. 122
POWER CABLES	230Vac: includes 0.30 m cable 24Vdc: includes 1.5 m PVC cable FROR 2x0.35/0.35 Ø3.5 mm
MOUNTING	recessed (ceiling)
ACCESSORIES	see p. 122
FEATURES	230Vac on/off 24Vdc dimmable with remote PSU
NOTES	version with RGB LED colour available on request

TURIS MINI 1.1

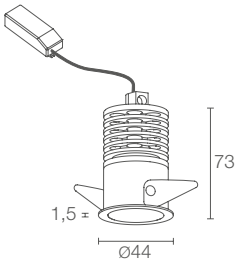

Ø 140 mm
H 120 mm

Ø 40 mm

CE LED TECH 230Vac 24Vdc kg 0.15 IP40 IP44 installed
A A+ A++

	6W 230Vac **MT1111 D B** White **MT1111 D C** Chrome 5W 24Vdc **MT1101 D B** White **MT1101 D C** Chrome
	F - 2700K **5** - 3000K **9** - 4000K
	diffuse
	460 lm (3000K)
	310 lm (3000K)
	1 multichip power LED
	body in black anodized aluminium trim in steel screen in one-side-frosted, transparent plexiglass
	230Vac: included and wired 24Vdc: not included, see p. 122
	230Vac: includes 0.30 m cable 24Vdc: includes 1.5 m PVC cable FROR 2x0.35/0.35 Ø3.5 mm
	recessed (ceiling)
	see p. 122
	230Vac on/off 24Vdc dimmable with remote PSU
	version with RGB LED colour available on request

TURIS 1

TURIS 1.0

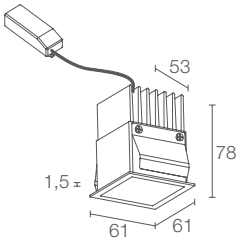

140x140 mm
H 130 mm

56x56 mm

kg 0.30 IP40 IP44 installed

A A+ A++

TURIS 1.1

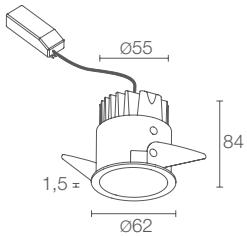

Ø 130 mm
H 130 mm

Ø 57 mm

kg 0.30 IP40 IP44 installed

A A+ A++

	TURIS 1.0	TURIS 1.1
POWER SUPPLY **CODE**	230Vac **TU101 D B** White **TU101 D N** Black **TU101 D G** Grey 230Vac 1-10V + PUSH **TU101 D BR** White **TU101 D NR** Black **TU101 D GR** Grey 230Vac DALI **TU101 D BD** White **TU101 D ND** Black **TU101 D GD** Grey 230Vac MAINS DIMMING 12.5W **TU1010 D BT** White **TU1010 D NT** Black **TU1010 D GT** Grey	230Vac **TU110 D B** White **TU110 D N** Black **TU110 D G** Grey 230Vac 1-10V + PUSH **TU110 D BR** White **TU110 D NR** Black **TU110 D GR** Grey 230Vac DALI **TU110 D BD** White **TU110 D ND** Black **TU110 D GD** Grey 230Vac MAINS DIMMING 12.5W **TU1100 D BT** White **TU1100 D NT** Black **TU1100 D GT** Grey
POWER	**1** - 6W **0** - 12.5W	**1** - 6W **0** - 12.5W
LED COLOUR	**F** - 2700K **5** - 3000K **9** - 4000K	**F** - 2700K **5** - 3000K **9** - 4000K
OPTICS	diffuse	diffuse
LUMEN OUTPUT AT SOURCE	644 lm (3000K, 6W) 1251 lm (3000K, 12.5W)	644 lm (3000K, 6W) 1251 lm (3000K, 12.5W)
DELIVERED LUMEN OUTPUT	295 lm (3000K, 6W) 1003 lm (3000K, 12.5W)	310 lm (3000K, 6W) 944 lm (3000K, 12.5W)
NO. AND TYPE OF LEDS	1 multichip power LED	1 multichip power LED
MATERIAL	body in black anodized aluminium trim in steel screen in one-side-frosted, transparent plexiglass	body in black anodized aluminium trim in steel screen in one-side-frosted, transparent plexiglass
POWER SUPPLY UNIT	included and wired	included and wired
POWER CABLES	includes 0.30 m cable	includes 0.30 m cable
MOUNTING	recessed (ceiling)	recessed (ceiling)
ACCESSORIES	see p. 122	see p. 122
NOTES	version with RGB LED colour available on request	version with RGB LED colour available on request



TURIS 1.2

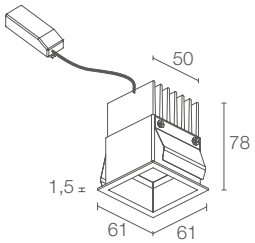

140x140 mm
H 130 mm

56x56 mm

kg 0.37 IP40 IP44 installed

A A+ A++

230Vac
TU121 **D B** White
TU121 **D N** Black
TU121 **D G** Grey

230Vac 1-10V + PUSH
TU121 **D BR** White
TU121 **D NR** Black
TU121 **D GR** Grey

230Vac DALI
TU121 **D BD** White
TU121 **D ND** Black
TU121 **D GD** Grey

230Vac MAINS DIMMING 12.5W
TU1210 **D BT** White
TU1210 **D NT** Black
TU1210 **D GT** Grey

1 - 6W
0 - 12.5W

F - 2700K
5 - 3000K
9 - 4000K

diffuse

644 lm (3000K, 6W)
1251 lm (3000K, 12.5W)

303 lm (3000K, 6W)
631 lm (3000K 12.5W)

1 multichip power LED

body in black anodized aluminium
trim in steel
screen in one-side-frosted polycarbonate

included and wired

includes 0.30 m cable

recessed (ceiling)

see p. 122

version with RGB LED colour available on request

TURIS 1.3

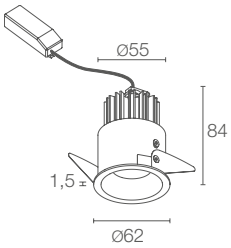

Ø 130 mm
H 130 mm

Ø 57 mm

kg 0.37 IP40 IP44 installed

A A+ A++

230Vac
TU131 **D B** White
TU131 **D N** Black
TU131 **D G** Grey

230Vac 1-10V + PUSH
TU131 **D BR** White
TU131 **D NR** Black
TU131 **D GR** Grey

230Vac DALI
TU131 **D BD** White
TU131 **D ND** Black
TU131 **D GD** Grey

230Vac MAINS DIMMING 12.5W
TU1310 **D BT** White
TU1310 **D NT** Black
TU1310 **D GT** Grey

1 - 6W
0 - 12.5W

F - 2700K
5 - 3000K
9 - 4000K

diffuse

644 lm (3000K, 6W)
1251 lm (3000K, 12.5W)

302 lm (3000K, 6W)
629 lm (3000K, 12.5W)

1 multichip power LED

body in black anodized aluminium
trim in steel
screen in one-side-frosted polycarbonate

included and wired

includes 0.30 m cable

recessed (ceiling)

see p. 122

version with RGB LED colour available on request

TURIS 2

TURIS 2.0

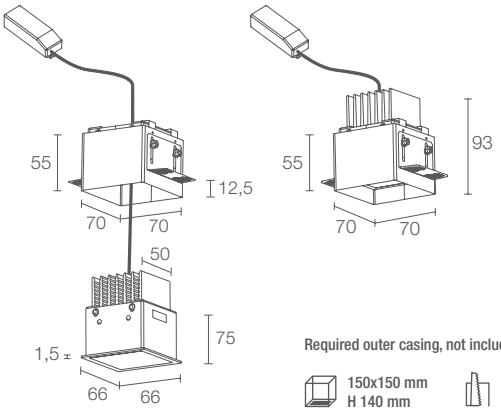

Required outer casing, not included

150x150 mm
H 140 mm

70x70 mm

kg 0.30 IP40 IP44 installed

A A+ A++

POWER SUPPLY **CODE**	230Vac **TU201 D B** 230Vac 1-10V + PUSH **TU201 D BR** 230Vac DALI **TU201 D BD** 230Vac MAINS DIMMING 12.5W **TU2010 D BT**
POWER	**1** - 6W **0** - 12.5W
LED COLOUR	**F** - 2700K **5** - 3000K **9** - 4000K
OPTICS	diffuse
LUMEN OUTPUT AT SOURCE	644 lm (3000K, 6W) 1251 lm (3000K, 12.5W)
DELIVERED LUMEN OUTPUT	501 lm (3000K, 6W) 1003 lm (3000K, 12.5W)
NO. AND TYPE OF LEDS	1 multichip power LED
MATERIAL	body in black anodized aluminium trim in steel screen in one-side-frosted, transparent plexiglass
POWER SUPPLY UNIT	included and wired
POWER CABLES	includes 0.30 m cable
MOUNTING	recessed (ceiling)
ACCESSORIES	see p. 122
NOTES	version with RGB LED colour available on request

< TURIS 1.0
3000K, 12.5W, white

Private residence, Milan, Italy

TURIS 3

TURIS 3.0

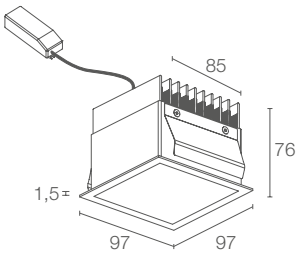

170x170 mm
H 130 mm

90x90 mm

kg 0.50 IP40 IP44 installed

A A+ A++

TURIS 3.1

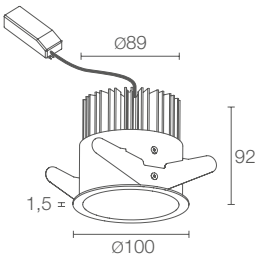

Ø 190 mm
H 160 mm

Ø 90 mm

kg 0.50 IP40 IP44 installed

A A+ A++

POWER SUPPLY CODE	230Vac **TU301 D B** White **TU301 D N** Black **TU301 D G** Grey 230Vac 1-10V + PUSH **TU301 D BR** White **TU301 D NR** Black **TU301 D GR** Grey 230Vac DALI **TU301 D BD** White **TU301 D ND** Black **TU301 D GD** Grey 230Vac MAINS DIMMING **TU301 D BT** White **TU301 D NT** Black **TU301 D GT** Grey	230Vac **TU310 D B** White **TU310 D N** Black **TU310 D G** Grey 230Vac 1-10V + PUSH **TU310 D BR** White **TU310 D NR** Black **TU310 D GR** Grey 230Vac DALI **TU310 D BD** White **TU310 D ND** Black **TU310 D GD** Grey 230Vac MAINS DIMMING **TU310 D BT** White **TU310 D NT** Black **TU310 D GT** Grey
POWER	**1** - 12.5W **0** - 18.5W	**1** - 12.5W **0** - 18.5W
LED COLOUR	**F** - 2700K **5** - 3000K **9** - 4000K	**F** - 2700K **5** - 3000K **9** - 4000K
OPTICS	diffuse	diffuse
LUMEN OUTPUT AT SOURCE	1251 lm (3000K, 12.5W) 1870 lm (3000K, 18.5W)	1251 lm (3000K, 12.5W) 1870 lm (3000K, 18.5W)
DELIVERED LUMEN OUTPUT	975 lm (3000K, 12.5W) 1463 lm (3000K, 18.5W)	954 lm (3000K, 12.5W) 1431 lm (3000K, 18.5W)
NO. AND TYPE OF LEDS	1 multichip power LED	1 multichip power LED
MATERIAL	body in black anodized aluminium trim in steel screen in one-side-frosted, transparent plexiglass	body in black anodized aluminium trim in steel screen in one-side-frosted, transparent plexiglass
POWER SUPPLY UNIT	included and wired	included and wired
POWER CABLES	includes 0.30 m cable	includes 0.30 m cable
MOUNTING	recessed (ceiling)	recessed (ceiling)
ACCESSORIES	see p. 122	see p. 122

TURIS 3.2

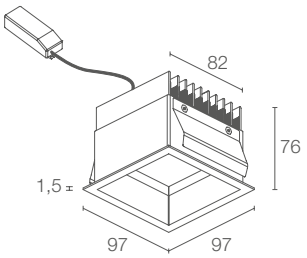

170x170 mm
H 130 mm

90x90 mm

kg 0.71 IP40 IP44 installed

A A+ A++

230Vac
TU321 **D B** White
TU321 **D N** Black
TU321 **D G** Grey

230Vac 1-10V + PUSH
TU321 **D BR** White
TU321 **D NR** Black
TU321 **D GR** Grey

230Vac DALI
TU321 **D BD** White
TU321 **D ND** Black
TU321 **D GD** Grey

230Vac MAINS DIMMING
TU321 **D BT** White
TU321 **D NT** Black
TU321 **D GT** Grey

1 - 12.5W
0 - 18.5W

F - 2700K
5 - 3000K
9 - 4000K

diffuse

1251 lm (3000K, 12.5W)
1870 lm (3000K, 18.5W)

755 lm (3000K, 12.5W)
1117 lm (3000K, 18.5W)

1 multichip power LED

body in black anodized aluminium
trim in steel
screen in one-side-frosted polycarbonate

included and wired

includes 0.30 m cable

recessed (ceiling)

see p. 122

TURIS 3.3

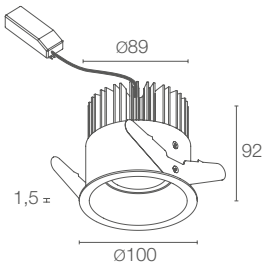

Ø 190 mm
H 160 mm

Ø 90 mm

kg 0.67 IP40 IP44 installed

A A+ A++

230Vac
TU331 **D B** White
TU331 **D N** Black
TU331 **D G** Grey

230Vac 1-10V + PUSH
TU331 **D BR** White
TU331 **D NR** Black
TU331 **D GR** Grey

230Vac DALI
TU331 **D BD** White
TU331 **D ND** Black
TU331 **D GD** Grey

230Vac MAINS DIMMING
TU331 **D BT** White
TU331 **D NT** Black
TU331 **D GT** Grey

1 - 12.5W
0 - 18.5W

F - 2700K
5 - 3000K
9 - 4000K

diffuse

1251 lm (3000K, 12.5W)
1870 lm (3000K, 18.5W)

784 lm (3000K, 12.5W)
1160 lm (3000K, 18.5W)

1 multichip power LED

body in black anodized aluminium
trim in steel
screen in one-side-frosted polycarbonate

included and wired

includes 0.30 m cable

recessed (ceiling)

see p. 122

TURIS 4

TURIS 4.0

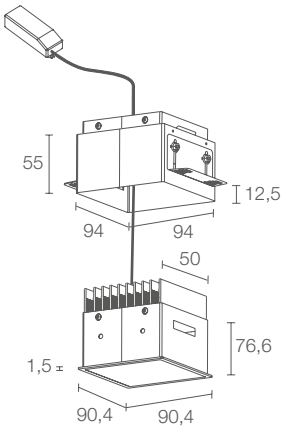

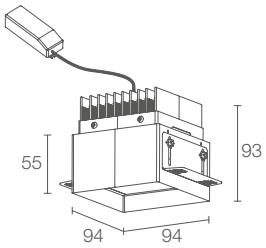

Required outer casing, not included

180x180 mm
H 140 mm

95x95 mm

kg 0.50 IP40 IP44 installed

A A+ A++

POWER SUPPLY **CODE**	230Vac **TU401 ■ ■ D B** 230Vac 1-10V + PUSH **TU401 ■ ■ D BR** 230Vac DALI **TU401 ■ ■ D BD** 230Vac MAINS DIMMING **TU401 ■ ■ D BT**
■ **POWER**	**1** - 12.5W **0** - 18.5W
■ **LED COLOUR**	**F** - 2700K **5** - 3000K **9** - 4000K
OPTICS	diffuse
LUMEN OUTPUT AT SOURCE	1251 lm (3000K, 12.5W) 1870 lm (3000K, 18.5W)
DELIVERED LUMEN OUTPUT	975 lm (3000K, 12.5W) 1463 lm (3000K, 18.5W)
NO. AND TYPE OF LEDS	1 multichip power LED
MATERIAL	body in black anodized aluminium trim in steel screen in one-side-frosted, transparent plexiglass
POWER SUPPLY UNIT	included and wired
POWER CABLES	includes 0.30 m cable
MOUNTING	recessed (ceiling)
ACCESSORIES	see p. 122

TURIS 5

TURIS 5.0

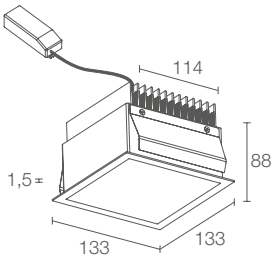

200x200 mm
H 130 mm

125x125 mm

kg 0.85 IP40 IP44 installed

A A+ A++

TURIS 5.1

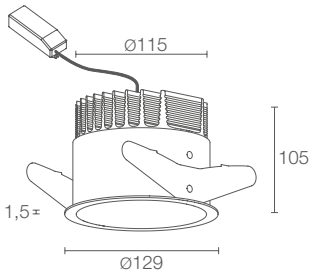

Ø 220 mm
H 160 mm

Ø 117 mm

kg 0.70 IP40 IP44 installed

A A+ A++

	TURIS 5.0	TURIS 5.1
POWER SUPPLY **CODE**	230Vac **TU501 D B** White **TU501 D N** Black **TU501 D G** Grey 230Vac 1-10V + PUSH **TU501 D BR** White **TU501 D NR** Black **TU501 D GR** Grey 230Vac DALI + PUSH **TU501 D BD** White **TU501 D ND** Black **TU501 D GD** Grey 230Vac MAINS DIMMING **TU501 D BT** White **TU501 D NT** Black **TU501 D GT** Grey	230Vac **TU510 D B** White **TU510 D N** Black **TU510 D G** Grey 230Vac 1-10V + PUSH **TU510 D BR** White **TU510 D NR** Black **TU510 D GR** Grey 230Vac DALI + PUSH **TU510 D BD** White **TU510 D ND** Black **TU510 D GD** Grey 230Vac MAINS DIMMING **TU510 D BT** White **TU510 D NT** Black **TU510 D GT** Grey
POWER	**1** - 18.5W **0** - 24.5W	**1** - 18.5W **0** - 24.5W
LED COLOUR	**F** - 2700K **5** - 3000K **9** - 4000K	**F** - 2700K **5** - 3000K **9** - 4000K
OPTICS	diffuse	diffuse
LUMEN OUTPUT AT SOURCE	1870 lm (3000K, 18.5W) 2231 lm (3000K, 24.5W)	1870 lm (3000K, 18.5W) 2231 lm (3000K, 24.5W)
DELIVERED LUMEN OUTPUT	1312 lm (3000K, 18.5W) 1750 lm (3000K, 24.5W)	1312 lm (3000K, 18.5W) 1750 lm (3000K, 24.5W)
NO. AND TYPE OF LEDS	1 multichip power LED	1 multichip power LED
MATERIAL	body in black anodized aluminium trim in steel screen in one-side-frosted, transparent plexiglass	body in black anodized aluminium trim in steel screen in one-side-frosted, transparent plexiglass
POWER SUPPLY UNIT	included and wired	included and wired
POWER CABLES	includes 0.30 m cable	includes 0.30 m cable
MOUNTING	recessed (ceiling)	recessed (ceiling)

TURIS 6

TURIS 6.0

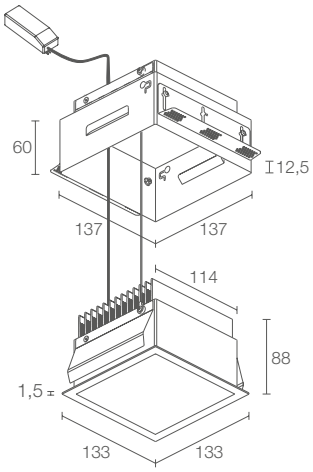

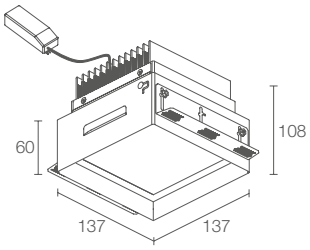

Required outer casing, not included

200x200 mm
H 130 mm

125x125 mm

kg 0.85 IP40 IP44 installed

A A+ A++

POWER SUPPLY **CODE**	230Vac **TU601 D B** White **TU601 D N** Black **TU601 D G** Grey 230Vac 1-10V + PUSH **TU601 D BR** White **TU601 D NR** Black **TU601 D GR** Grey 230Vac DALI + PUSH **TU601 D BD** White **TU601 D ND** Black **TU601 D GD** Grey 230Vac MAINS DIMMING **TU601 D BT** White **TU601 D NT** Black **TU601 D GT** Grey
POWER	**1** - 18.5W **0** - 24.5W
LED COLOUR	**F** - 2700K **5** - 3000K **9** - 4000K
OPTICS	diffuse
LUMEN OUTPUT AT SOURCE	1870 lm (3000K, 18.5W) 2231 lm (3000K, 24.5W)
DELIVERED LUMEN OUTPUT	1312 lm (3000K, 18.5W) 1750 lm (3000K, 24.5W)
NO. AND TYPE OF LEDS	1 multichip power LED
MATERIAL	body in black anodized aluminium trim in steel screen in one-side-frosted, transparent plexiglass
POWER SUPPLY UNIT	included and wired
POWER CABLES	includes 0.30 m cable
MOUNTING	recessed (ceiling)
ACCESSORIES	see p. 122

TURIS 7

TURIS 7.0

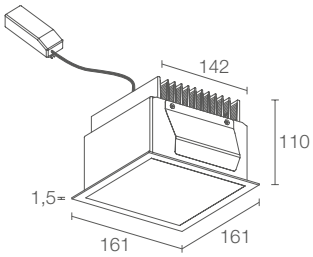

TURIS 7.1

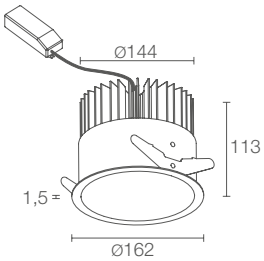

	TURIS 7.0	TURIS 7.1
	250x250 mm H 220 mm; 150x150 mm; kg 2.15; IP40 IP44 installed; A A+ A++	Ø 250 mm H 220 mm; Ø 150 mm; kg 2.20; IP40 IP44 installed; A A+ A++
POWER SUPPLY CODE	230Vac **TU700 D B** White **TU700 D N** Black **TU700 D G** Grey 230Vac 1-10V + PUSH **TU700 D BR** White **TU700 D NR** Black **TU700 D GR** Grey 230Vac DALI + PUSH **TU700 D BD** White **TU700 D ND** Black **TU700 D GD** Grey	230Vac **TU710 D B** White **TU710 D N** Black **TU710 D G** Grey 230Vac 1-10V + PUSH **TU710 D BR** White **TU710 D NR** Black **TU710 D GR** Grey 230Vac DALI + PUSH **TU710 D BD** White **TU710 D ND** Black **TU710 D GD** Grey
POWER	**1** - 24.5W **0** - 32W	**1** - 24.5W **0** - 32W
LED COLOUR	**F** - 2700K **5** - 3000K **9** - 4000K	**F** - 2700K **5** - 3000K **9** - 4000K
OPTICS	diffuse	diffuse
LUMEN OUTPUT AT SOURCE	2231 lm (3000K, 24.5W) 3380 lm (3000K, 32W)	2231 lm (3000K, 24.5W) 3380 lm (3000K, 32W)
DELIVERED LUMEN OUTPUT	1620 lm (3000K, 24.5W) 2430 lm (3000K, 32W)	1620 lm (3000K, 24.5W) 2430 lm (3000K, 32W)
NO. AND TYPE OF LEDS	1 multichip power LED	1 multichip power LED
MATERIAL	body in black anodized aluminium trim in steel screen in one-side-frosted, transparent plexiglass	body in black anodized aluminium trim in steel screen in one-side-frosted, transparent plexiglass
POWER SUPPLY UNIT	included and wired	included and wired
POWER CABLES	includes 0.30 m cable	includes 0.30 m cable
MOUNTING	recessed (ceiling)	recessed (ceiling)

TURIS 8

TURIS 8.0

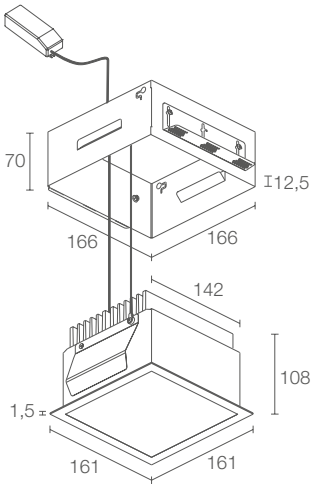

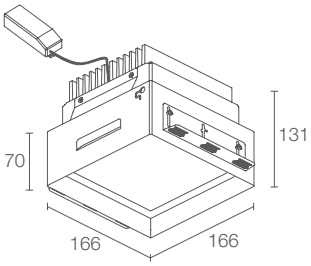

Required outer casing, not included

250x250 mm
H 170 mm

170x170 mm

kg 0.90 IP40 IP44 installed

A A+ A++

POWER SUPPLY **CODE**	230Vac **TU800 D B** White **TU800 D N** Black **TU800 D G** Grey 230Vac 1-10V + PUSH **TU800 D BR** White **TU800 D NR** Black **TU800 D GR** Grey 230Vac DALI + PUSH **TU800 D BD** White **TU800 D ND** Black **TU800 D GD** Grey
POWER	**1** - 24.5W **0** - 32W
LED COLOUR	**F** - 2700K **5** - 3000K **9** - 4000K
OPTICS	diffuse
LUMEN OUTPUT AT SOURCE	2231 lm (3000K, 24.5W) 3380 lm (3000K, 32W)
DELIVERED LUMEN OUTPUT	1620 lm (3000K, 24.5W) 2430 lm (3000K, 32W)
NO. AND TYPE OF LEDS	1 multichip power LED
MATERIAL	body in black anodized aluminium trim in steel screen in one-side-frosted, transparent plexiglass
POWER SUPPLY UNIT	included and wired
POWER CABLES	includes 0.30 m cable
MOUNTING	recessed (ceiling)
ACCESSORIES	see p. 122

TURIS 5.1 >
4000K, 18.5W, white, with mains dimming

Project and light planning by / arch. Giuseppe Casolaro
Offices, Foggia, Italy

TURIS

ACCESSORIES AND POWER SUPPLY UNITS

ACCESSORIES FOR INSTALLATION

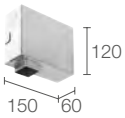

WC3107
Outer casing for solid walls
(Turis Mini 1.0)

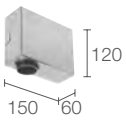

WC3108
Outer casing for solid walls
(Turis Mini 1.1)

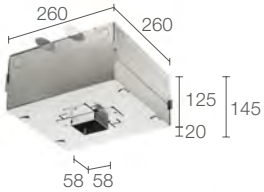

WC3101
Outer casing for solid walls
(Turis 1.0 / 1.2)

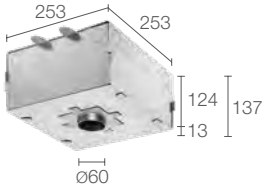

WC3105
Outer casing for solid walls
(Turis 1.1 / 1.3)

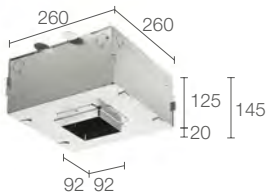

WC3103
Outer casing for solid walls
(Turis 3.0 / 3.2)

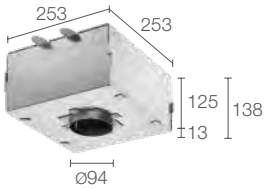

WC3106
Outer casing for solid walls
(Turis 3.1 / 3.3)

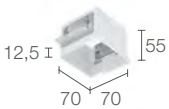

WC3102
Outer casing for plasterboard
(Turis 2.0)

WC3104
Outer casing for plasterboard
(Turis 4.0)

WC3109
Outer casing for plasterboard
(Turis 6.0)

WC3110
Outer casing for plasterboard
(Turis 8.0)

POWER SUPPLY UNITS Turis Mini 1.0 / 1.1

Max no. fixtures	PSU	IP	Page
1...n	24Vdc	20	671

TURIS 3.0 >
3000K, 18.5W, white

Light planning by / Light Design Solutions
Private residence, Iklin, Malta

TURIS

PHOTOMETRIC DATA

TURIS MINI 1.0

D - Diffuse

H (m)	Ø (m)	Lux max (3000K)
0,50	0,68	779
1,00	1,37	195
1,50	2,05	87
2,00	2,73	49
2,50	3,41	31
3,00	4,10	22

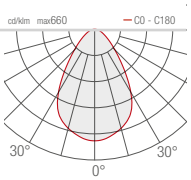

TURIS MINI 1.1

D - Diffuse

H (m)	Ø (m)	Lux max (3000K)
0,50	0,74	789
1,00	1,47	197
1,50	2,22	88
2,00	2,95	49
2,50	3,69	32
3,00	4,42	22

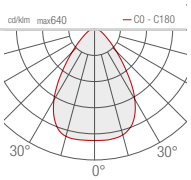

TURIS 1.0 2.0

D - Diffuse

H (m)	Ø (m)	Lux max (3000K) 6W	12,5W
0,50	0,73	1244	2488
1,00	1,45	311	622
1,50	2,18	138	276
2,00	2,91	78	156
2,50	3,63	50	100
3,00	4,36	34	69

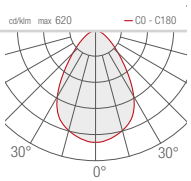

TURIS 1.1

D - Diffuse

H (m)	Ø (m)	Lux max (3000K) 6W	12,5W
0,50	0,62	1446	2892
1,00	1,25	361	723
1,50	1,87	160	321
2,00	2,50	90	181
2,50	3,12	58	116
3,00	3,75	40	80

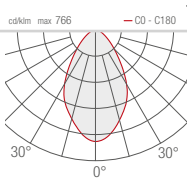

TURIS 1.2

D - Diffuse

H (m)	Ø (m)	Lux max (3000K) 6W	12,5W
0,50	0,74	818	1703
1,00	1,48	204	426
1,50	2,22	91	189
2,00	2,96	51	106
2,50	3,70	32	68
3,00	4,44	23	47

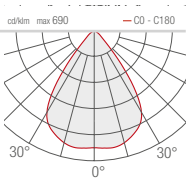

TURIS 1.3

D - Diffuse

H (m)	Ø (m)	Lux max (3000K) 6W	12,5W
0,50	0,67	1076	2242
1,00	1,34	269	560
1,50	2,01	120	249
2,00	2,68	67	140
2,50	3,35	43	90
3,00	4,01	30	62

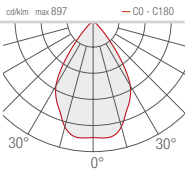

TURIS 3.0 4.0

D - Diffuse

H (m)	Ø (m)	Lux max (3000K) 12,5W	18,5W
0,50	0,87	2044	3066
1,00	1,74	510	766
1,50	2,61	227	341
2,00	3,48	128	192
2,50	4,35	82	123
3,00	5,21	56	85

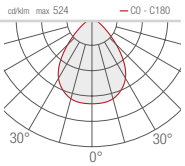

TURIS 3.1

D - Diffuse

H (m)	Ø (m)	Lux max (3000K) 12,5W	18,5W
0,50	0,83	2195	3188
1,00	1,66	531	797
1,50	2,50	236	354
2,00	3,33	132	199
2,50	4,16	85	128
3,00	4,99	59	89

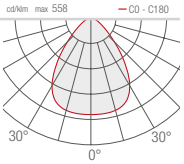

TURIS 3.2

D - Diffuse

Lux max (3000K)

H (m)	Ø (m)	12,5W	18,5W
0,50	0,92	1730	2560
1,00	1,83	432	640
1,50	2,75	192	284
2,00	3,66	108	160
2,50	4,58	69	102
3,00	5,43	48	71

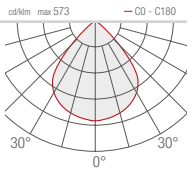

TURIS 3.3

D - Diffuse

Lux max (3000K)

H (m)	Ø (m)	12,5W	18,5W
0,50	0,80	2534	3750
1,00	1,61	633	937
1,50	2,41	282	417
2,00	3,21	158	234
2,50	4,01	101	150
3,00	4,82	70	104

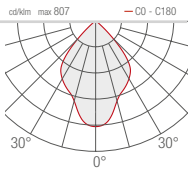

TURIS 5.0
5.1

D - Diffuse

Lux max (3000K)

H (m)	Ø (m)	18,5W	24,5W
0,50	0,99	2447	3263
1,00	1,97	612	816
1,50	2,96	287	383
2,00	3,94	153	204
2,50	4,93	98	131
3,00	5,91	68	91

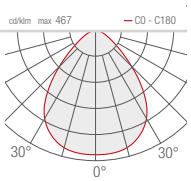

TURIS 6.0

D - Diffuse

Lux max (3000K)

H (m)	Ø (m)	18,5W	24,5W
0,50	0,99	2447	3263
1,00	1,97	612	816
1,50	2,96	287	383
2,00	3,94	153	204
2,50	4,93	98	131
3,00	5,91	68	91

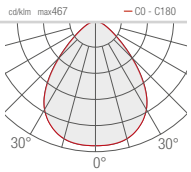

TURIS 7.0
7.1
8.0

D - Diffuse

Lux max (3000K)

H (m)	Ø (m)	24,5W	32W
0,50	0,87	3398	5098
1,00	1,74	849	1274
1,50	2,61	377	566
2,00	3,48	212	319
2,50	4,35	136	204
3,00	5,21	94	142

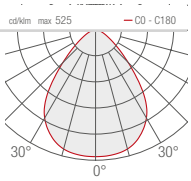

BEAM

OUTDOOR RECESSED

BEAM 1.0

max 3W
max 350/700mA

BEAM 2.0

max 2W
max 350/500mA

BEAM 2.6

2W 24Vdc

BEAM 2.1

max 2W
max 350/500mA

BEAM 2.7

2W 24Vdc

< **BEAM 2.0**
3000K, 2W, single beam, stainless steel

Project by / arch. Fernanda Cantone
Photo by / Simone Aprile
Light planning by / Light Style
Castello Tafuri Charming Suites
Portopalo di Capo Passero, Syracuse, Italy

BEAM 2.6 >
blue, 2W, single beam, stainless steel
BRIGHT 1.6
blue, 2W, 20°
BRIGHT 5.6
3000K, 18W, 40°, stainless steel

Light planning by / Studio Luce Elfi
Photo by / Fabio Bascetta
i-Suite Hotel, Rimini, Italy

BEAM 1

BEAM 1.0

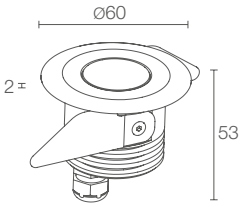

Ø 80 mm
H 100 mm

Ø 45 mm

kg 0.22 I
kg 0.20 A

IP67 IK09

A A+ A++

IPS

T max 50°C

POWER / POWER SUPPLY **CODE**	max 3W max 700mA blue/white light **CD1013 ■ ■ A I** Stainless steel **CD1013 ■ ■ A F** Grey max 3W max 350mA RGB light **CD1011 6 ■ A I** Stainless steel **CD1011 6 ■ A F** Grey
■ **LED COLOUR**	**F** - 2700K **5** - 3000K **9** - 4000K **0** - 5000K **1** - blue
■ **OPTICS**	**S** - 8° **M** - 26° **L** - 44° **D** - diffuse
LUMEN OUTPUT AT SOURCE	184 lm (3000K, 700mA) RGB: 56 lm, R: 21 lm G: 26 lm B: 9 lm (350mA)
DELIVERED LUMEN OUTPUT	107 lm (3000K, 700mA, 26°) RGB: 40 lm, R: 15 lm G: 19 lm B: 6 lm (350mA, 26°)
NO. AND TYPE OF LEDS	1 power LED RGB: 3 full-colour LEDs
MATERIAL	body in anodized aluminium trim in AISI 316L stainless steel or aluminium screen in transparent extra-clear glass (optics version) screen in sandblasted extra-clear glass (diffuse version)
POWER SUPPLY UNIT	not included, see p. 133 and 668
POWER CABLES	includes 1.5 m neoprene cable H05RN-F 2x0.35/0.75 Ø6.3 mm RGB: includes 1.5 m FEP+RUB cable (equivalent to H05RN-F) 6x0.50/0.50 Ø6.3 mm
WIRING	series
MOUNTING	recessed (ceiling, wall, ground)
ACCESSORIES	see p. 132
NOTES	version with 24Vdc power supply available on request

i-SUITE

BEAM 2

BEAM 2.0

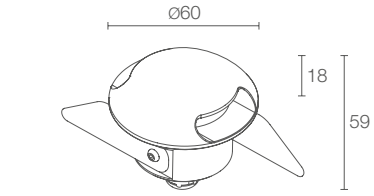

Ø 80 mm
H 100 mm

Ø 45 mm

kg 0.47 I
kg 0.25 A

IP67 IK09

A A+ A++ IPS T max 60°C

POWER / POWER SUPPLY	max 2W max 500mA single beam
CODE	**CD2012 D A I** Stainless steel **CD2012 D A F** Grey **CD2012 D A H** Anthracite
	max 2W max 350mA double beam
	CD2021 D A I Stainless steel **CD2021 D A F** Grey **CD2021 D A H** Anthracite
LED COLOUR	**F** - 2700K **5** - 3000K **9** - 4000K **0** - 5000K **1** - blue
OPTICS	radial
LUMEN OUTPUT AT SOURCE	single beam: 145 lm (3000K, 500mA) double beam: 112 lm (3000K, 350mA) per beam
DELIVERED LUMEN OUTPUT	single beam: 70 lm (3000K, 500mA) double beam: 51 lm (3000K, 350mA) per beam
NO. AND TYPE OF LEDS	single beam: 1 power LED double beam: 2 power LEDs
MATERIAL	body in stainless steel or anodized aluminium trim in stainless steel or aluminium screen in sandblasted plexiglass
POWER SUPPLY UNIT	not included, see p. 133 and 668
POWER CABLES	includes 1.5 m neoprene cable H05RN-F 2x0.35/0.75 Ø6.3 mm
WIRING	series
MOUNTING	recessed (wall, ground)
ACCESSORIES	see p. 132

BEAM 2.1

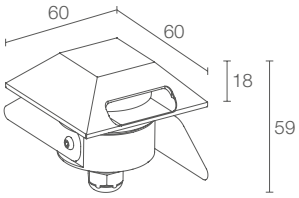

Ø 80 mm
H 100 mm

Ø 45 mm

kg 0.47 I
kg 0.25 A

IP67 IK09

A A+ A++ IPS T max 60°C

	max 2W max 500mA single beam
	CD2112 D A I Stainless steel **CD2112 D A F** Grey **CD2112 D A H** Anthracite
	max 2W max 350mA double beam
	CD2121 D A I Stainless steel **CD2121 D A F** Grey **CD2121 D A H** Anthracite
	F - 2700K **5** - 3000K **9** - 4000K **0** - 5000K **1** - blue
	radial
	single beam: 145 lm (3000K, 500mA) double beam: 112 lm (3000K, 350mA) per beam
	single beam: 70 lm (3000K, 500mA) double beam: 51 lm (3000K, 350mA) per beam
	single beam: 1 power LED double beam: 2 power LEDs
	body in stainless steel or anodized aluminium trim in stainless steel or aluminium screen in sandblasted plexiglass
	not included, see p. 133 and 668
	includes 1.5 m neoprene cable H05RN-F 2x0.35/0.75 Ø6.3 mm
	series
	recessed (wall, ground)
	see p. 132

BEAM 2.6

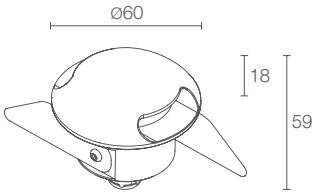

Ø 80 mm
H 100 mm

Ø 45 mm

kg 0.47 I
kg 0.25 A

IP67 IK09

A A+ A++ IPS T max 60°C

	2W 24Vdc single beam **CD2612 D I** Stainless steel **CD2612 D F** Grey **CD2612 D H** Anthracite 2W 24Vdc double beam **CD2621 D I** Stainless steel **CD2621 D F** Grey **CD2621 D H** Anthracite
	F - 2700K **5** - 3000K **9** - 4000K **0** - 5000K **1** - blue
	radial
	single beam: 145 lm (3000K) double beam: 112 lm (3000K) per beam
	single beam: 70 lm (3000K) double beam: 51 lm (3000K) per beam
	single beam: 1 power LED double beam: 2 power LEDs
	body in stainless steel or anodized aluminium trim in stainless steel or aluminium screen in sandblasted plexiglass
	not included, see p. 133
	includes 1.5 m neoprene cable H05RN-F 2x0.35/0.75 Ø6.3 mm
	parallel
	recessed (wall, ground)
	see p. 132

BEAM 2.7

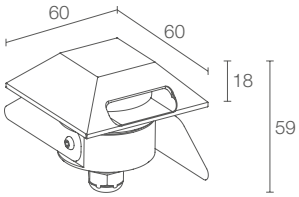

Ø 80 mm
H 100 mm

Ø 45 mm

kg 0.47 I
kg 0.25 A

IP67 IK09

A A+ A++ IPS T max 60°C

	2W 24Vdc single beam **CD2712 D I** Stainless steel **CD2712 D F** Grey **CD2712 D H** Anthracite 2W 24Vdc double beam **CD2721 D I** Stainless steel **CD2721 D F** Grey **CD2721 D H** Anthracite
	F - 2700K **5** - 3000K **9** - 4000K **0** - 5000K **1** - blue
	radial
	single beam: 145 lm (3000K) double beam: 112 lm (3000K) per beam
	single beam: 70 lm (3000K) double beam: 51 lm (3000K) per beam
	single beam: 1 power LED double beam: 2 power LEDs
	body in stainless steel or anodized aluminium trim in stainless steel or aluminium screen in sandblasted plexiglass
	not included, see p. 133
	includes 1.5 m neoprene cable H05RN-F 2x0.35/0.75 Ø6.3 mm
	parallel
	recessed (wall, ground)
	see p. 132

BEAM

ACCESSORIES AND POWER SUPPLY UNITS

ACCESSORIES FOR INSTALLATION

WC1500
Outer casing

WC1501
Outer casing

POWER CABLES

Neoprene cables
H05RN-F 2x0.35/0.75 Ø6.3 mm
IPS

WF5005 - 5 m
WF5010 - 10 m
WF5015 - 15 m
WF5020 - 20 m

(Beam 1.0 / 2.0 / 2.1)
white LED colour

FEP+RUB cables
(equivalent to H05RN-F)
6x0.50/0.50 Ø6.3 mm
IPS

WF7305 - 5 m
WF7310 - 10 m
WF7315 - 15 m
WF7320 - 20 m

(Beam 1.0)
RGB

Neoprene cables
H05RN-F 2x0.35/0.75 Ø6.3 mm
IPS

WF8405 - 5 m
WF8410 - 10 m
WF8415 - 15 m
WF8420 - 20 m

(Beam 2.6 / 2.7)
single beam

Neoprene cables
H05RN-F 2x0.35/0.75 Ø6.3 mm
IPS

WF8305 - 5 m
WF8310 - 10 m
WF8315 - 15 m
WF8320 - 20 m

(Beam 2.6 / 2.7)
double beam

order together with the lighting fixture

POWER SUPPLY UNITS Beam 1.0

350mA

Max no. fixtures	PSU	IP	Page
1/3	A13350VL	20	669
1/15	ACUNI020T1	20	668 669
3/9	A19350QL	20	669
5/12	A312350QL	20	669
1/12 Dimmer	ADUNITC	20	672 673 674
2/6	A16350IP67	67	669
5/12	A312350IP67	67	669
-	RGB controller	-	679-684

500mA

Max no. fixtures	PSU	IP	Page
1/3	A13500TC	20	669
1/10	ACUNI020T1	20	668 669
2/5	A15500QL	20	669
5/10	A310500QL	20	669
1/12 Dimmer	ADUNITC	20	672 673 674
1/4	A14500IP67	67	669
5/10	A310500IP67	67	669

700mA

Max no. fixtures	PSU	IP	Page
1/3	A13700QL	20	669
1/7 Dimmer	ADUNITC	20	672 673 674
1/7	ACUNI020T1	20	668 669
1/3	A13700IP67	67	669
1/9	A39700IP67	67	669

POWER SUPPLY UNITS Beam 2.0 / 2.1

350mA single beam

Max no. fixtures	PSU	IP	Page
1/3	A13350VL	20	669
1/15	ACUNI020T1	20	668 669
3/9	A19350QL	20	669
5/12	A312350QL	20	669
1/12 Dimmer	ADUNITC	20	672 673 674
2/6	A16350IP67	67	669
5/12	A312350IP67	67	669

350mA double beam

Max no. fixtures	PSU	IP	Page
1	A13350VL	20	669
1/7	ACUNI020T1	20	668 669
3/4	A19350QL	20	669
3/6	A312350QL	20	669
1/6 Dimmer	ADUNITC	20	672 673 674
1/3	A16350IP67	67	669
3/6	A312350IP67	67	669

500mA single beam

Max no. fixtures	PSU	IP	Page
1/3	A13500TC	20	669
2/5	A15500QL	20	669
5/10	A310500QL	20	669
1/12 Dimmer	ADUNITC	20	672 673 674
1/4	A14500IP67	67	669
5/10	A310500IP67	67	669

POWER SUPPLY UNITS Beam 2.6 / 2.7

Max no. fixtures	PSU	IP	Page
1...n	24Vdc	20	671
1...n	24Vdc	67	671

< BEAM 2.0
3000K, 2W, stainless steel

Project by / traverso-vighy architetti
Photo by / Alessandra Chemollo
Corte Bertesina, Vicenza, Italy

BEAM

PHOTOMETRIC DATA

BEAM 1.0

S - 8°

Lux max (3000K)

H (m)	Ø (m)	
1,00	0,14	3098
2,00	0,28	774
3,00	0,41	344
4,00	0,55	194
5,00	0,69	124

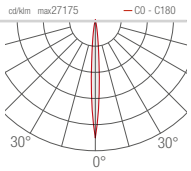

M - 26°

Lux max (3000K)

H (m)	Ø (m)	
1,00	0,46	415
2,00	0,92	104
3,00	1,39	46
4,00	1,85	26
5,00	2,31	17

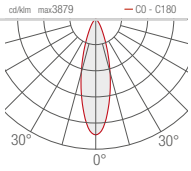

L - 44°

Lux max (3000K)

H (m)	Ø (m)	
1,00	0,80	202
2,00	1,61	51
3,00	2,41	22
4,00	3,21	13
5,00	4,02	8

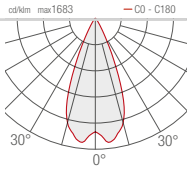

D - Diffuse

Lux max (3000K)

H (m)	Ø (m)	
1,00	1,19	38
2,00	2,38	10
3,00	3,57	4
4,00	4,76	2
5,00	5,95	2

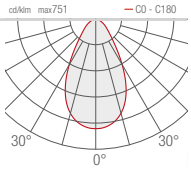

BEAM 2.0
2.1
2.6
2.7

D - Radial single beam

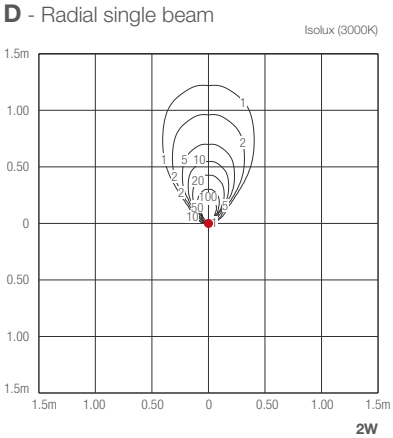

D - Radial double beam

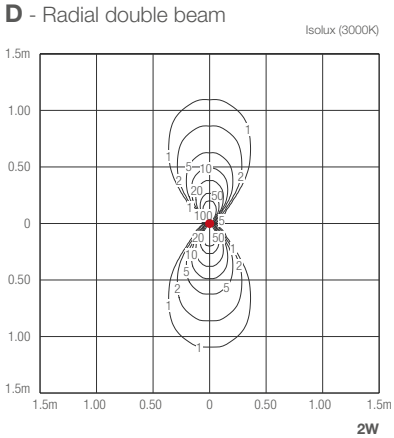

BEAM 2.0 / BEAM 2.6 <
double beam, stainless steel

BEAM 2.0 >
3000K, 2W, single beam, stainless steel

Light planning by / arch. Fakher Turki
Private residence, Tunis, Tunisia

BRIGHT

OUTDOOR RECESSED

BRIGHT MINI 1.0
Ø35 mm
0.5W/0.6W 12Vdc
1.2W 24Vdc

BRIGHT MINI 1.1
35x35 mm
0.5W/0.6W 12Vdc
1.2W 24Vdc

BRIGHT 1.0
Ø35 mm
max 2W max 500mA

BRIGHT 1.1
35x35 mm
max 2W max 500mA

BRIGHT 1.2
Ø35 mm
max 2W max 500mA

BRIGHT 1.3
35x35 mm
max 2W max 500mA

BRIGHT 1.4
Ø35 mm
max 2W max 500mA

BRIGHT 1.6
Ø35 mm
2W 24Vdc

BRIGHT 1.7
35x35 mm
2W 24Vdc

BRIGHT 1.8
Ø35 mm
1.2W 12Vdc

BRIGHT 1.9
35x35 mm
1.2W 12Vdc

BRIGHT 1.5
Ø35 mm
max 2W max 500mA

BRIGHT 2.4
Ø85 mm
5W/7W 24Vdc
max 5W max 500mA

BRIGHT 2.5
85x85 mm
5W/7W 24Vdc
max 5W max 500mA

BRIGHT 3.2
Ø120 mm
max 10W max 500mA
max 9W max 350mA



BRIGHT 3.3
120x120 mm
max 10W max 500mA
max 9W max 350mA

BRIGHT 3.4
Ø120 mm
max 6W max 500mA
max 9W max 350mA
tiltable optics

BRIGHT 3.5
120x120 mm
max 6W max 500mA
max 9W max 350mA
tiltable optics

BRIGHT 2.8
Ø85 mm
2.5W/3.5W 24Vdc
tiltable optics

BRIGHT 2.9
85x85 mm
2.5W/3.5W 24Vdc
tiltable optics

BRIGHT 3.6
Ø120 mm
10W 24Vdc

BRIGHT 3.7
120x120 mm
10W 24Vdc

BRIGHT 3.8
Ø120 mm
6W 24Vdc
tiltable optics

BRIGHT 3.9
120x120 mm
6W 24Vdc
tiltable optics

BRIGHT 4.7
Ø78 mm
2W 24Vdc

BRIGHT 5.0
Ø150 mm
max 12W/18W
max 500mA



BRIGHT 5.1
145x145 mm
max 12W/18W
max 500mA

BRIGHT 5.8
Ø150 mm
13W 230Vac

BRIGHT 5.9
145x145 mm
13W 230Vac

BRIGHT 6.0
Ø150 mm
max 8W/12W
max 500mA
tiltable optics

BRIGHT 9.7
Ø130 mm
4W 24Vdc

BRIGHT 5.6
Ø150 mm
12W/18W 24Vdc

BRIGHT 5.7
145x145 mm
12W/18W 24Vdc

BRIGHT 6.8
Ø150 mm
13W 230Vac

BRIGHT 6.9
145x145 mm
13W 230Vac

BRIGHT 6.6
Ø150 mm
12W 24Vdc
tiltable optics

< **BRIGHT 1.0**
4000K, 2W, diffuse

Jetty on Lake Lesina
Foggia, Italy

BRIGHT MINI

BRIGHT MINI 1.0

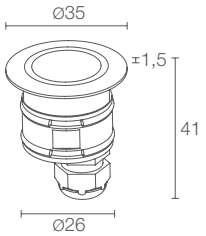

Ø 80 mm
H 100 mm

Ø 30 mm

kg 0.15 IP68 IK10

A A+ A++ IPS T max 45°C

POWER / POWER SUPPLY	0.5W 12Vac 0.6W 12Vdc 1.2W 24Vdc
CODE	**MB1000 D I**
LED COLOUR	**F** - 2700K **5** - 3000K **9** - 4000K **0** - 5000K
OPTICS	diffuse
LUMEN OUTPUT AT SOURCE	23 lm (3000K, 12Vdc) 41 lm (3000K, 24Vdc)
DELIVERED LUMEN OUTPUT	11 lm (3000K, 12Vdc) 20 lm (3000K, 24Vdc)
NO. AND TYPE OF LEDS	1 mid power LED
MATERIAL	body and trim in AISI 316L stainless steel screen in tempered, frosted glass
POWER SUPPLY UNIT	not included, see p. 168
POWER CABLES	includes 1.5 m neoprene cable 05RN-F 2x0.35 Ø4.3 mm
MOUNTING	recessed (ceiling, wall, ground) thickness: min 3 mm, max 30 mm
ACCESSORIES	see p. 166
NOTES	not suitable for use in swimming pools or fountains Bright 1.0 316L underwater version p. 232

BRIGHT MINI 1.1

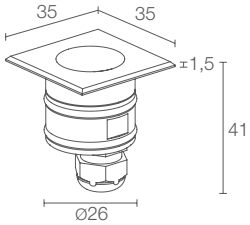

Ø 80 mm
H 100 mm

Ø 30 mm

kg 0.15 IP68 IK10

A A+ A++ IPS T max 45°C

	0.5W 12Vac 0.6W 12Vdc 1.2W 24Vdc
	MB1100 D I
	F - 2700K **5** - 3000K **9** - 4000K **0** - 5000K
	diffuse
	23 lm (3000K, 12Vdc) 41 lm (3000K, 24Vdc)
	11 lm (3000K, 12Vdc) 20 lm (3000K, 24Vdc)
	1 mid power LED
	body and trim in AISI 316L stainless steel screen in tempered, frosted glass
	not included, see p. 168
	includes 1.5 m neoprene cable 05RN-F 2x0.35 Ø4.3 mm
	recessed (ceiling, wall, ground) thickness: min 3 mm, max 30 mm
	see p. 166
	not suitable for use in swimming pools or fountains Bright 1.0 316L underwater version p. 232

BRIGHT 1.0 >
3000K, 2W, 10°-40°

Project by / arch. Pietro Del Vaglio
Villa Aragonese, Monte di Procida
Naples, Italy

BRIGHT 1

BRIGHT 1.0

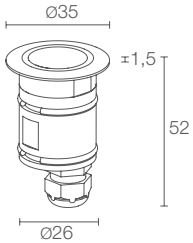

Ø 80 mm
H 100 mm

Ø 30 mm

kg 0.20 IP68 IK10

A A+ A++ IPS T max 50°C

BRIGHT 1.1

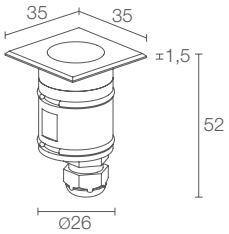

Ø 80 mm
H 100 mm

Ø 30 mm

kg 0.20 IP68 IK10

A A+ A++ IPS T max 50°C

POWER / POWER SUPPLY **CODE**	max 2W max 500mA **CB1012** ■ ■ **A I**	max 2W max 500mA **CB1112** ■ ■ **A I**
■ **LED COLOUR**	**F** - 2700K **5** - 3000K **9** - 4000K **0** - 5000K **1** - blue **2** - green **3** - red	■ **F** - 2700K **5** - 3000K **9** - 4000K **0** - 5000K **1** - blue **2** - green **3** - red
■ **OPTICS**	**S** - 10° **V** - 19° sharp **M** - 20° **L** - 40° **T** - 54° sharp **W** - 10°x45° **D** - diffuse	■ **S** - 10° **M** - 20° **L** - 40° **D** - diffuse
LUMEN OUTPUT AT SOURCE	145 lm (3000K, 500mA)	145 lm (3000K, 500mA)
DELIVERED LUMEN OUTPUT	88 lm (3000K, 500mA, 20°)	88 lm (3000K, 500mA, 20°)
NO. AND TYPE OF LEDS	1 power LED	1 power LED
MATERIAL	body and trim in AISI 316L stainless steel screen in tempered, transparent glass (optics version) screen in tempered, frosted glass (diffuse version)	body and trim in AISI 316L stainless steel screen in tempered, transparent glass (optics version) screen in tempered, frosted glass (diffuse version)
POWER SUPPLY UNIT	not included, see p. 168 and 668	not included, see p. 168 and 668
POWER CABLES	includes 1.5 m neoprene cable H05RN-F 2x0.35/0.75 Ø6.3 mm	includes 1.5 m neoprene cable H05RN-F 2x0.35/0.75 Ø6.3 mm
WIRING	series	series
MOUNTING	recessed (ceiling, wall, ground)	recessed (ceiling, wall, ground)
ACCESSORIES	see p. 166	see p. 166
NOTES	not suitable for use in swimming pools or fountains Bright 1.0 316L underwater version p. 232 Bright 1.6 24Vdc version p. 144 version with 2200K LED colour available on request	not suitable for use in swimming pools or fountains Bright 1.0 316L underwater version p. 232 Bright 1.7 24Vdc version p. 144 version with 2200K LED colour available on request

BRIGHT 1.2

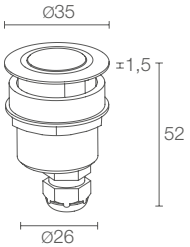

Ø 80 mm
H 100 mm

Ø 28 mm

kg 0.20 IP68 IK10

A A+ A++ IPS T max 50°C

	max 2W max 500mA **CB1212** **A I**
	F - 2700K **5** - 3000K **9** - 4000K **0** - 5000K **1** - blue **2** - green **3** - red
	S - 10° **M** - 20° **L** - 40° **W** - 10°x45° **D** - diffuse
	145 lm (3000K, 500mA)
	88 lm (3000K, 500mA, 20°)
	1 power LED
	body and trim in AISI 316L stainless steel screen in tempered, transparent glass (optics version) screen in tempered, frosted glass (diffuse version)
	not included, see p. 168 and 668
	includes 1.5 m neoprene cable H05RN-F 2x0.35/0.75 Ø6.3 mm
	series
	recessed on a board (thickness: min 0 mm, max 30 mm)
	see p. 166
	not suitable for use in swimming pools or fountains Bright 1.0 316L underwater version p. 232

BRIGHT 1.3

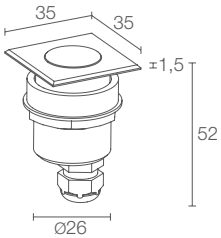

Ø 80 mm
H 100 mm

Ø 28 mm

kg 0.20 IP68 IK10

A A+ A++ IPS T max 50°C

	max 2W max 500mA **CB1312** **A I**
	F - 2700K **5** - 3000K **9** - 4000K **0** - 5000K **1** - blue **2** - green **3** - red
	S - 10° **M** - 20° **L** - 40° **D** - diffuse
	145 lm (3000K, 500mA)
	88 lm (3000K, 500mA, 20°)
	1 power LED
	body and trim in AISI 316L stainless steel screen in tempered, transparent glass (optics version) screen in tempered, frosted glass (diffuse version)
	not included, see p. 168 and 668
	includes 1.5 m neoprene cable H05RN-F 2x0.35/0.75 Ø6.3 mm
	series
	recessed on a board (thickness: min 0 mm, max 30 mm)
	see p. 166
	not suitable for use in swimming pools or fountains Bright 1.0 316L underwater version p. 232

BRIGHT 1

BRIGHT 1.4

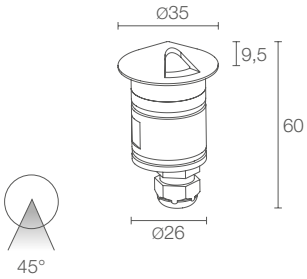

Ø 80 mm
H 100 mm

Ø 30 mm

kg 0.35 IP68 IK10

A A+ A++ IPS T max 50°C

POWER / POWER SUPPLY **CODE**	max 2W max 500mA **CB1412 A A I**
LED COLOUR	**F** - 2700K **5** - 3000K **9** - 4000K **0** - 5000K **1** - blue
OPTICS	asymmetrical
LUMEN OUTPUT AT SOURCE	145 lm (3000K, 500mA)
DELIVERED LUMEN OUTPUT	28 lm (3000K, 500mA)
NO. AND TYPE OF LEDS	1 power LED
MATERIAL	body and trim in AISI 316L stainless steel screen in tempered, transparent glass
POWER SUPPLY UNIT	not included, see p. 168 and 668
POWER CABLES	includes 1.5 m neoprene cable H05RN-F 2x0.35/0.75 Ø6.3 mm
WIRING	series
MOUNTING	recessed (wall, ground)
ACCESSORIES	see p. 166
NOTES	not suitable for use in swimming pools or fountains underwater fixtures p. 231 version with 2200K LED colour and 24Vdc power supply available on request

BRIGHT 1.5

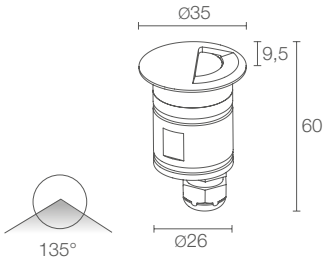

Ø 80 mm
H 100 mm

Ø 30 mm

kg 0.35 IP68 IK10

A A+ A++ IPS T max 50°C

	max 2W max 500mA **CB1512 A A I**
	F - 2700K **5** - 3000K **9** - 4000K **0** - 5000K **1** - blue
	asymmetrical
	145 lm (3000K, 500mA)
	38 lm (3000K, 500mA)
	1 power LED
	body and trim in AISI 316L stainless steel screen in tempered, transparent glass
	not included, see p. 168 and 668
	includes 1.5 m neoprene cable H05RN-F 2x0.35/0.75 Ø6.3 mm
	series
	recessed (wall, ground)
	see p. 166
	not suitable for use in swimming pools or fountains underwater fixtures p. 231 version with 2200K LED colour and 24Vdc power supply available on request

< **BRIGHT 1.4**
3000K, 2W

Project by / arch. Richard England
Light planning by / Light Design Solutions
Dar il-Hanin Samaritan, Santa Venera, Malta

BRIGHT 1

BRIGHT 1.6

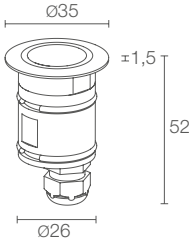

Ø 80 mm
H 100 mm

Ø 30 mm

kg 0.20 IP68 IK10

A A+ A++ IPS T max 50°C

BRIGHT 1.7

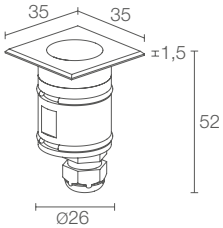

Ø 80 mm
H 100 mm

Ø 30 mm

kg 0.20 IP68 IK10

A A+ A++ IPS T max 50°C

POWER / POWER SUPPLY	2W 24Vdc	2W 24Vdc
CODE	**CB1600** ■ ■ **I**	**CB1700** ■ ■ **I**
■ **LED COLOUR**	**F** - 2700K **5** - 3000K **9** - 4000K **0** - 5000K **1** - blue	■ **F** - 2700K **5** - 3000K **9** - 4000K **0** - 5000K **1** - blue
■ **OPTICS**	**S** - 10° **V** - 19° sharp **M** - 20° **L** - 40° **T** - 54° sharp **W** - 10°x45° **D** - diffuse	■ **S** - 10° **M** - 20° **L** - 40° **D** - diffuse
LUMEN OUTPUT AT SOURCE	145 lm (3000K)	145 lm (3000K)
DELIVERED LUMEN OUTPUT	88 lm (3000K, 20°)	88 lm (3000K, 20°)
NO. AND TYPE OF LEDS	1 power LED	1 power LED
MATERIAL	body and trim in AISI 316L stainless steel screen in tempered, transparent glass (optics version) screen in tempered, frosted glass (diffuse version)	body and trim in AISI 316L stainless steel screen in tempered, transparent glass (optics version) screen in tempered, frosted glass (diffuse version)
POWER SUPPLY UNIT	not included, see p. 168	not included, see p. 168
POWER CABLES	includes 1.5 m neoprene cable H05RN-F 2x0.35/0.75 Ø6.3 mm	includes 1.5 m neoprene cable H05RN-F 2x0.35/0.75 Ø6.3 mm
MOUNTING	recessed (ceiling, wall, ground)	recessed (ceiling, wall, ground)
ACCESSORIES	see p. 166	see p. 166
NOTES	not suitable for use in swimming pools or fountains Bright 1.6 316L underwater version p. 233 Bright 1.0 500mA version p. 140	not suitable for use in swimming pools or fountains Bright 1.6 316L underwater version p. 233 Bright 1.1 500mA version p. 140

BRIGHT 1.8

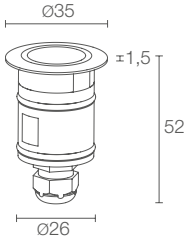

Ø 80 mm
H 100 mm

Ø 30 mm

kg 0.35 IP68 IK10

A A+ A++ IPS T max 50°C

	1.2W 12Vdc **CB1800 6 ■ I**
	RGB
■	**DT** - diffuse transparent **DS** - diffuse sandblasted
	23 lm, R: 5 lm G: 10 lm B: 8 lm
	16 lm, R: 3 lm G: 7 lm B: 6 lm (diffuse transparent optics)
	1 mid power LED full colour
	body and trim in AISI 316L stainless steel screen in tempered, transparent glass (diffuse transparent optics version) screen in tempered, frosted glass (diffuse sandblasted optics version)
	not included, see p. 168
	includes 1.5 m neoprene cable 05RN-F 4x0.50/0.50 Ø5.8 mm
	recessed (ceiling, wall, ground)
	see p. 166
	not suitable for use in swimming pools or fountains Bright 1.8 316L underwater version p. 233

BRIGHT 1.9

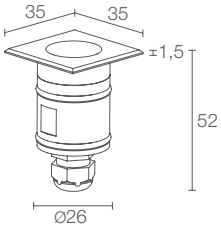

Ø 80 mm
H 100 mm

Ø 30 mm

kg 0.35 IP68 IK10

A A+ A++ IPS T max 50°C

	1.2W 12Vdc **CB1900 6 ■ I**
	RGB
■	**DT** - diffuse transparent **DS** - diffuse sandblasted
	23 lm, R: 5 lm G: 10 lm B: 8 lm
	16 lm, R: 3 lm G: 7 lm B: 6 lm (diffuse transparent optics)
	1 mid power LED full colour
	body and trim in AISI 316L stainless steel screen in tempered, transparent glass (diffuse transparent optics version) screen in tempered, frosted glass (diffuse sandblasted optics version)
	not included, see p. 168
	includes 1.5 m neoprene cable 05RN-F 4x0.50/0.50 Ø5.8 mm
	recessed (ceiling, wall, ground)
	see p. 166
	not suitable for use in swimming pools or fountains Bright 1.8 316L underwater version p. 233

BRIGHT 2

< **BRIGHT 2.4**
3000K, 7W, 11°, stainless steel

Project by / arch. Fernanda Cantone
Light planning by / Light Style
Photo by / Simone Aprile
Castello Tafuri Charming Suites
Portopalo di Capo Passero
Syracuse, Italy

BRIGHT 2.4

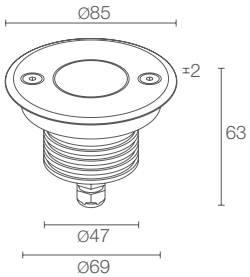

Ø 180 mm
H 120 mm

Ø 70 mm

kg 2000 | kg 0.44 I | kg 0.33 A | IP68 | IK10

A A+ A++ | IPS | PID | T max 55°C

POWER / POWER SUPPLY CODE	5W 24Vdc white light **CB2400** **AF** body in aluminium, trim in grey finish **CB2400** **AI** body in aluminium, trim in stainless steel **CB2400** **II** body in stainless steel, trim in stainless steel 7W 24Vdc white light **CB2401** **AF** body in aluminium, trim in grey finish **CB2401** **AI** body in aluminium, trim in stainless steel **CB2401** **II** body in stainless steel, trim in stainless steel max 5W max 500mA RGB light **CB24326** **AF** body in aluminium, trim in grey finish **CB24326** **AI** body in aluminium, trim in stainless steel **CB24326** **II** body in stainless steel, trim in stainless steel
CRI	**0** - 80 CRI **1** - 90 CRI
LED COLOUR	**F** - 2700K **5** - 3000K **9** - 4000K
OPTICS	**Z** - asymmetrical 8° **V** - 8° **T** - 11° **S** - 17° **P** - 21° sharp **M** - 34° **L** - 45° **J** - 47° **Q** - 61° sharp **K** - 68° **W** - 13°x52° **D** - diffuse RGB: **S** - 20° **M** - 34° **L** - 45° **W** - 21°x42°
LUMEN OUTPUT AT SOURCE	488 lm (3000K, 5W, CRI 80) 452 lm (3000K, 5W, CRI 90) 657 lm (3000K, 7W, CRI 80) 608 lm (3000K, 7W, CRI 90) RGB: 253 lm, R: 82 lm G: 114 lm B: 57 lm (500mA)
DELIVERED LUMEN OUTPUT	352 lm (3000K, 34°, 5W, CRI 80) 284 lm (3000K, 34°, 5W, CRI 90) 463 lm (3000K, 34°, 7W, CRI 80) 374 lm (3000K, 34°, 7W, CRI 90) RGB: 191 lm, R: 70 lm G: 90 lm B: 31 lm (500mA, 34°)
NO. AND TYPE OF LEDS	1 high-intensity power LED (3-step MacAdam) RGB: 3 power LEDs
MATERIAL	body in black anodized aluminium or AISI 316L stainless steel trim in aluminium or AISI 316L stainless steel screen in tempered, transparent extra-clear glass (optics version) screen in sandblasted, tempered extra-clear glass (diffuse version)
POWER SUPPLY UNIT	not included, see p. 168
POWER CABLES	includes 1.5 m neoprene cable H05RN-F 2x0.75/0.75 Ø6.3 mm RGB: includes 1.5 m FEP+RUB cable (equivalent to H05RN-F) 6x0.50/0.50 Ø6.3 mm
WIRING	parallel RGB: series
MOUNTING	recessed (ceiling, wall, ground)
ACCESSORIES	see p. 166
NOTES	not suitable for use in swimming pools or fountains, underwater fixtures p. 231 version with 5° optics (with white LED colour and 3.5W power) available on request version with 9W power (with white LED colour) available on request

BRIGHT 2

< **BRIGHT 2.5**
3000K, 5W, diffuse

Project by / arch. Francesco Mancini
Corte Martinelli, Andria, Italy

BRIGHT 2.5

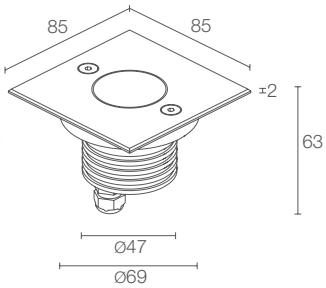

Ø 180 mm
H 120 mm

Ø 70 mm

kg 2000 kg 0.44 IP68 IK10

A A+ A++ IPS PID T max 55°C

POWER / POWER SUPPLY CODE	5W 24Vdc white light **CB2500** **AI** body in aluminium, trim in micro-blasted stainless steel **CB2500** **II** body in stainless steel, trim in micro-blasted stainless steel 7W 24Vdc white light **CB2501** **AI** body in aluminium, trim in micro-blasted stainless steel **CB2501** **II** body in stainless steel, trim in micro-blasted stainless steel max 5W max 500mA RGB light **CB25326** **AI** body in aluminium, trim in micro-blasted stainless steel **CB25326** **II** body in stainless steel, trim in micro-blasted stainless steel
CRI	**0** - 80 CRI **1** - 90 CRI
LED COLOUR	**F** - 2700K **5** - 3000K **9** - 4000K
OPTICS	**Z** - asymmetrical 8° **V** - 8° **T** - 11° **S** - 17° **P** - 21° sharp **M** - 34° **L** - 45° **J** - 47° **Q** - 61° sharp **K** - 68° **W** - 13°x52° **D** - diffuse RGB: **S** - 20° **M** - 34° **L** - 45° **W** - 21°x42°
LUMEN OUTPUT AT SOURCE	488 lm (3000K, 5W, CRI 80) 452 lm (3000K, 5W, CRI 90) 657 lm (3000K, 7W, CRI 80) 608 lm (3000K, 7W, CRI 90) RGB: 253 lm, R: 82 lm G:114 lm B: 57 lm (500mA)
DELIVERED LUMEN OUTPUT	352 lm (3000K, 34°, 5W, CRI 80) 284 lm (3000K, 34°, 5W, CRI 90) 463 lm (3000K, 34°, 7W, CRI 80) 374 lm (3000K, 34°, 7W, CRI 90) RGB: 191 lm, R: 70 lm G:90 lm B: 31 lm (500mA, 34°)
NO. AND TYPE OF LEDS	1 high-intensity power LED (3-step MacAdam) RGB: 3 power LEDs
MATERIAL	body in black anodized aluminium or AISI 316L stainless steel trim in AISI 316L stainless steel screen in tempered, transparent extra-clear glass (optics version) screen in sandblasted, tempered extra-clear glass (diffuse version)
POWER SUPPLY UNIT	not included, see p. 168
POWER CABLES	includes 1.5 m neoprene cable H05RN-F 2x0.75/0.75 Ø6.3 mm RGB: includes 1.5 m FEP+RUB cable (equivalent to H05RN-F) 6x0.50/0.50 Ø6.3 mm
WIRING	parallel RGB: series
MOUNTING	recessed (ceiling, wall, ground)
ACCESSORIES	see p. 166
NOTES	not suitable for use in swimming pools or fountains, underwater fixtures p. 231 version with 5° optics (with white LED colour and 3.5W power) available on request version with 9W power (with white LED colour) available on request

BRIGHT 2

Light planning by / LuceDomotica
The Bucharest Municipality Museum
Suţu Palace, Bucarest, Romania

BRIGHT 2.8

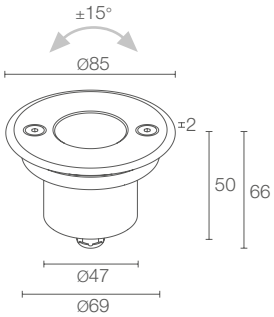

Ø 180 mm
H 120 mm

Ø 70 mm

kg 2000 kg 0.50 I kg 0.40 A IP68 IK10

A A+ A++ IPS T max 55°C

BRIGHT 2.9

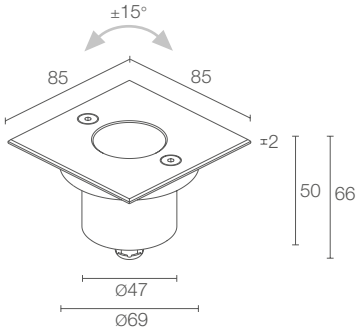

Ø 180 mm
H 120 mm

Ø 70 mm

kg 2000 kg 0.50 IP68 IK10

A A+ A++ IPS T max 55°C

	BRIGHT 2.8	BRIGHT 2.9
POWER / POWER SUPPLY CODE	2.5W 24Vdc **CB28000** ■ ■ **F** Grey **CB28000** ■ ■ **I** Stainless steel 3.5W 24Vdc **CB28010** ■ ■ **F** Grey **CB28010** ■ ■ **I** Stainless steel	2.5W 24Vdc **CB29000** ■ ■ **I** Micro-blasted stainless steel 3.5W 24Vdc **CB29010** ■ ■ **I** Micro-blasted stainless steel
■ **LED COLOUR**	**F** - 2700K **5** - 3000K **9** - 4000K **1** - blue	■ **F** - 2700K **5** - 3000K **9** - 4000K **1** - blue
■ **OPTICS**	**S** - 8° tiltable ±15° **M** - 20° tiltable ±15° **P** - 36° sharp tiltable ±15° **L** - 41° tiltable ±15° **Q** - 68° sharp tiltable ±15° **W** - 10°x44° tiltable ±15°	■ **S** - 8° tiltable ±15° **M** - 20° tiltable ±15° **P** - 36° sharp tiltable ±15° **L** - 41° tiltable ±15° **Q** - 68° sharp tiltable ±15° **W** - 10°x44° tiltable ±15°
LUMEN OUTPUT AT SOURCE	145 lm (3000K, 2.5W) 184 lm (3000K, 3.5W)	145 lm (3000K, 2.5W) 184 lm (3000K, 3.5W)
DELIVERED LUMEN OUTPUT	112 lm (3000K, 20°, 2.5W) 143 lm (3000K, 20°, 3.5W)	112 lm (3000K, 20°, 2.5W) 143 lm (3000K, 20°, 3.5W)
NO. AND TYPE OF LEDS	1 power LED	1 power LED
MATERIAL	body in black anodized aluminium trim in aluminium or AISI 316L stainless steel screen in tempered, transparent extra-clear glass	body in black anodized aluminium trim in AISI 316L stainless steel screen in tempered, transparent extra-clear glass
POWER SUPPLY UNIT	not included, see p. 168	not included, see p. 168
POWER CABLES	includes 1.5 m neoprene cable H05RN-F 2x0.75/0.75 Ø6.3 mm	includes 1.5 m neoprene cable H05RN-F 2x0.75/0.75 Ø6.3 mm
MOUNTING	recessed (ceiling, wall, ground)	recessed (ceiling, wall, ground)
ACCESSORIES	see p. 166	see p. 166
NOTES	not suitable for use in swimming pools or fountains underwater fixtures p. 231 version with 2200K LED colour and honeycomb louvre available on request	not suitable for use in swimming pools or fountains underwater fixtures p. 231 version with 2200K LED colour and honeycomb louvre available on request

BRIGHT 3

BRIGHT 3.2

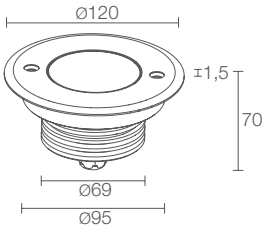

Ø 220 mm
H 150 mm

Ø 96 mm

kg 500 kg 0.80 IP68 IK08

A A+ A++ IPS T max 50°C

POWER / POWER SUPPLY CODE	max 10W max 500mA blue/white light **CB3252 A I** max 9W max 350mA RGB light **CB3291 6 A I**
LED COLOUR	**F** - 2700K **5** - 3000K **9** - 4000K **0** - 5000K **1** - blue
OPTICS	**S** - 10° **M** - 20° **L** - 40° **D** - diffuse
LUMEN OUTPUT AT SOURCE	727 lm (3000K, 500mA) RGB: 204 lm, R: 75 lm G: 97 lm B: 32 lm (350mA)
DELIVERED LUMEN OUTPUT	443 lm (3000K, 500mA, 20°) RGB: 146 lm, R: 54 lm G: 69 lm B: 23 lm (350mA, 20°)
NO. AND TYPE OF LEDS	5 power LEDs RGB: 3 full-colour LEDs
MATERIAL	body in anodized aluminium trim in AISI 316L stainless steel screen in tempered, transparent extra-clear glass (optics version) screen in sandblasted, tempered extra-clear glass (diffuse version)
POWER SUPPLY UNIT	not included, see p. 168 and 668
POWER CABLES	includes 1.5 m neoprene cable H05RN-F 2x0.75/0.75 Ø6.3 mm RGB: includes 1.5 m FEP+RUB cable (equivalent to H05RN-F) 6x0.50/0.50 Ø6.3 mm
WIRING	series
MOUNTING	recessed (ceiling, wall, ground)
ACCESSORIES	see p. 166
NOTES	not suitable for use in swimming pools or fountains underwater fixtures p. 231 Bright 3.6 24Vdc version p. 154

BRIGHT 3.3

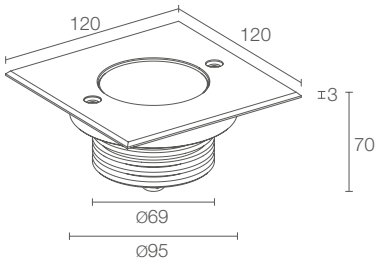

Ø 220 mm
H 150 mm

Ø 96 mm

kg 500 kg 0.80 IP68 IK08

A A+ A++ IPS T max 50°C

	max 10W max 500mA blue/white light **CB3352 A I** max 9W max 350mA RGB light **CB3391 6 A I**
	F - 2700K **5** - 3000K **9** - 4000K **0** - 5000K **1** - blue
	S - 10° **M** - 20° **L** - 40° **D** - diffuse
	727 lm (3000K, 500mA) RGB: 204 lm, R: 75 lm G: 97 lm B: 32 lm (350mA)
	443 lm (3000K, 500mA, 20°) RGB: 146 lm, R: 54 lm G: 69 lm B: 23 lm (350mA, 20°)
	5 power LEDs RGB: 3 full-colour LEDs
	body in anodized aluminium trim in AISI 316L stainless steel screen in tempered, transparent extra-clear glass (optics version) screen in sandblasted, tempered extra-clear glass (diffuse version)
	not included, see p. 168 and 668
	includes 1.5 m neoprene cable H05RN-F 2x0.75/0.75 Ø6.3 mm RGB: includes 1.5 m FEP+RUB cable (equivalent to H05RN-F) 6x0.50/0.50 Ø6.3 mm
	series
	recessed (ceiling, wall, ground)
	see p. 166
	not suitable for use in swimming pools or fountains underwater fixtures p. 231 Bright 3.7 24Vdc version p. 154

BRIGHT 3.4

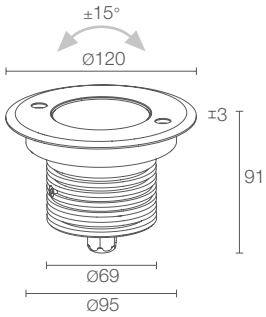

Ø 220 mm
H 150 mm

Ø 96 mm

kg 500 kg 0.70 IP68 IK08

A A+ A++ IPS T max 50°C

	max 6W max 500mA blue/white light **CB3432** **A I** max 9W max 350mA RGB light **CB3491 6** **A I**
	F - 2700K **5** - 3000K **9** - 4000K **0** - 5000K **1** - blue
	S - 10° tiltable ±15° **M** - 20° tiltable ±15° **L** - 40° tiltable ±15°
	436 lm (3000K, 500mA) RGB: 204 lm, R: 75 lm G: 97 lm B: 32 lm (350mA)
	301 lm (3000K, 500mA, 20°) RGB: 146 lm, R: 54 lm G: 69 lm B: 23 lm (350mA, 20°)
	3 power LEDs RGB: 3 full-colour LEDs
	body in anodized aluminium trim in AISI 316L stainless steel screen in tempered, transparent extra-clear glass
	not included, see p. 169 and 668
	includes 1.5 m neoprene cable H05RN-F 2x0.75/0.75 Ø6.3 mm RGB: includes 1.5 FEP+RUB cable (equivalent to H05RN-F) 6x0.50/0.50 Ø6.3 mm
	series
	recessed (ceiling, wall, ground)
	see p. 166
	not suitable for use in swimming pools or fountains underwater fixtures p. 231 Bright 3.8 24Vdc version p. 155

BRIGHT 3.5

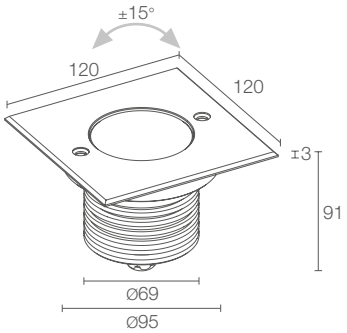

Ø 220 mm
H 150 mm

Ø 96 mm

kg 500 kg 0.70 IP68 IK08

A A+ A++ IPS T max 50°C

	max 6W max 500mA blue/white light **CB3532** **A I** max 9W max 350mA RGB light **CB3591 6** **A I**
	F - 2700K **5** - 3000K **9** - 4000K **0** - 5000K **1** - blue
	S - 10° tiltable ±15° **M** - 20° tiltable ±15° **L** - 40° tiltable ±15°
	436 lm (3000K, 500mA) RGB: 204 lm, R: 75 lm G: 97 lm B: 32 lm (350mA)
	301 lm (3000K, 500mA, 20°) RGB: 146 lm, R: 54 lm G: 69 lm B: 23 lm (350mA, 20°)
	3 power LEDs RGB: 3 full-colour LEDs
	body in anodized aluminium trim in AISI 316L stainless steel screen in tempered, transparent extra-clear glass
	not included, see p. 169 and 668
	includes 1.5 m neoprene cable H05RN-F 2x0.75/0.75 Ø6.3 mm RGB: includes 1.5 m FEP+RUB cable (equivalent to H05RN-F) 6x0.50/0.50 Ø6.3 mm
	series
	recessed (ceiling, wall, ground)
	see p. 166
	not suitable for use in swimming pools or fountains underwater fixtures p. 231 Bright 3.9 24Vdc version p. 155

BRIGHT 3

BRIGHT 3.6

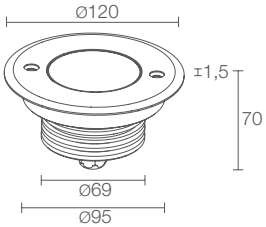

Ø 220 mm
H 150 mm

Ø 96 mm

kg 500 kg 0.80 IP68 IK08

A A+ A++ IPS T max 50°C

POWER / POWER SUPPLY **CODE**	10W 24Vdc **CB3600** **A I**
LED COLOUR	**F** - 2700K **5** - 3000K **9** - 4000K **0** - 5000K **1** - blue
OPTICS	**S** - 10° **M** - 20° **L** - 40° **D** - diffuse
LUMEN OUTPUT AT SOURCE	727 lm (3000K)
DELIVERED LUMEN OUTPUT	443 lm (3000K, 20°)
NO. AND TYPE OF LEDS	5 power LEDs
MATERIAL	body in anodized aluminium trim in AISI 316L stainless steel screen in tempered, transparent extra-clear glass (optics version) screen in sandblasted, tempered extra-clear glass (diffuse version)
POWER SUPPLY UNIT	not included, see p. 168
POWER CABLES	includes 1.5 m neoprene cable H05RN-F 2x0.75/0.75 Ø6.3 mm
MOUNTING	recessed (ceiling, wall, ground)
ACCESSORIES	see p. 166
NOTES	not suitable for use in swimming pools or fountains underwater fixtures p. 231 Bright 3.2 350/500mA version p. 152

BRIGHT 3.7

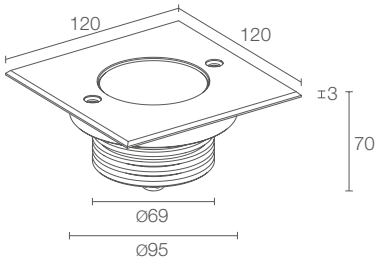

Ø 220 mm
H 150 mm

Ø 96 mm

kg 500 kg 0.80 IP68 IK08

A A+ A++ IPS T max 50°C

	10W 24Vdc **CB3700** **A I**
	F - 2700K **5** - 3000K **9** - 4000K **0** - 5000K **1** - blue
	S - 10° **M** - 20° **L** - 40° **D** - diffuse
	727 lm (3000K)
	443 lm (3000K, 20°)
	5 power LEDs
	body in anodized aluminium trim in AISI 316L stainless steel screen in tempered, transparent extra-clear glass (optics version) screen in sandblasted, tempered extra-clear glass (diffuse version)
	not included, see p. 168
	includes 1.5 m neoprene cable H05RN-F 2x0.75/0.75 Ø6.3 mm
	recessed (ceiling, wall, ground)
	see p. 166
	not suitable for use in swimming pools or fountains underwater fixtures p. 231 Bright 3.3 350/500mA version p. 152

BRIGHT 3.8

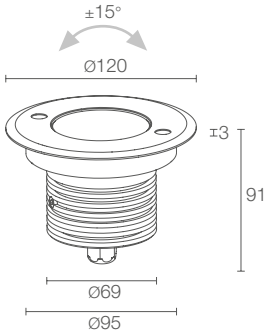

Ø 220 mm
H 150 mm
Ø 96 mm

kg 500 kg 0.80 IP68 IK08

A A+ A++ IPS T max 50°C

	6W 24Vdc **CB3800** ■ ■ **A I**
■	**F** - 2700K **5** - 3000K **9** - 4000K **0** - 5000K **1** - blue
■	**S** - 10° tiltable ±15° **M** - 20° tiltable ±15° **L** - 40° tiltable ±15°
	436 lm (3000K)
	301 lm (3000K, 20°)
	3 power LEDs
	body in anodized aluminium trim in AISI 316L stainless steel screen in tempered, transparent extra-clear glass
	not included, see p. 168
	includes 1.5 m neoprene cable H05RN-F 2x0.75/0.75 Ø6.3 mm
	recessed (ceiling, wall, ground)
	see p. 166
	not suitable for use in swimming pools or fountains underwater fixtures p. 231 Bright 3.4 350/500mA version p. 153

BRIGHT 3.9

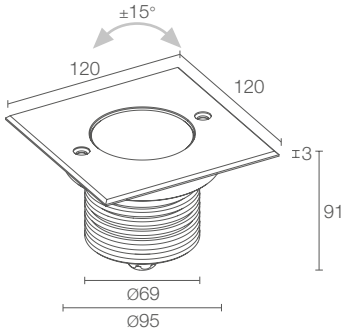

Ø 220 mm
H 150 mm
Ø 96 mm

kg 500 kg 0.80 IP68 IK08

A A+ A++ IPS T max 50°C

	6W 24Vdc **CB3900** ■ ■ **A I**
■	**F** - 2700K **5** - 3000K **9** - 4000K **0** - 5000K **1** - blue
■	**S** - 10° tiltable ±15° **M** - 20° tiltable ±15° **L** - 40° tiltable ±15°
	436 lm (3000K)
	301 lm (3000K, 20°)
	3 power LEDs
	body in anodized aluminium trim in AISI 316L stainless steel screen in tempered, transparent extra-clear glass
	not included, see p. 168
	includes 1.5 m neoprene cable H05RN-F 2x0.75/0.75 Ø6.3 mm
	recessed (ceiling, wall, ground)
	see p. 166
	not suitable for use in swimming pools or fountains underwater fixtures p. 231 Bright 3.5 350/500mA version p. 153

BRIGHT 4





BRIGHT 4.7

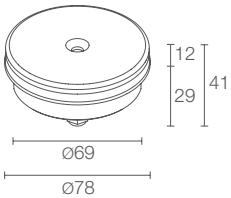

Required outer casing, not included

kg 2000 kg 0.40 IP68 IK09

A A+ A++ IPS T max 45°C

POWER / POWER SUPPLY **CODE**	2W 24Vdc **CB47000 R I**
LED COLOUR	**F** - 2700K **5** - 3000K **9** - 4000K
OPTICS	radial
LUMEN OUTPUT AT SOURCE	96 lm (3000K)
DELIVERED LUMEN OUTPUT	70 lm (3000K)
NO. AND TYPE OF LEDS	24 side-emitting LEDs
MATERIAL	body in anodized aluminium trim in AISI 316L stainless steel screen in PMMA
POWER SUPPLY UNIT	not included, see p. 168
POWER CABLES	includes 1.5 m neoprene cable H05RN-F 2x0.35/0.75 Ø6.3 mm
MOUNTING	recessed (ground)
ACCESSORIES	see p. 168
NOTES	not suitable for use in swimming pools or fountains underwater fixtures p. 231 tamper-resistant kit available on request

BRIGHT 5

BRIGHT 5.0

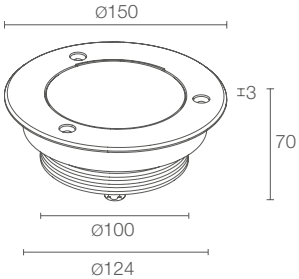

Ø 260 mm
H 150 mm
Ø 125 mm
kg 2000
kg 1.35 I
kg 1.15 A
IP68 IK09
A A+ A++
IPS
PID
T max 50°C

BRIGHT 5.1

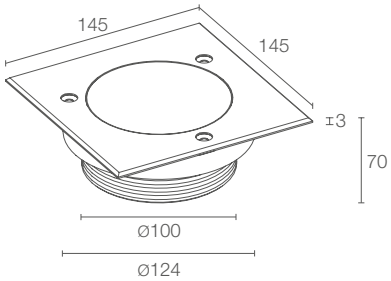

Ø 260 mm
H 150 mm
Ø 125 mm
kg 2000
kg 1.35
IP68 IK09
A A+ A++
IPS
PID
T max 50°C

	BRIGHT 5.0	BRIGHT 5.1
POWER / POWER SUPPLY CODE	max 12W max 500mA blue/white light **CB5062 ■ ■ A I** Stainless steel **CB5062 ■ ■ A F** Grey max 18W max 500mA blue/white light **CB5092 ■ ■ A I** Stainless steel **CB5092 ■ ■ A F** Grey max 18W max 500mA RGB light **CB5092 6 ■ A I** Stainless steel **CB5092 6 ■ A F** Grey	max 12W max 500mA blue/white light **CB5162 ■ ■ A I** Stainless steel max 18W max 500mA blue/white light **CB5192 ■ ■ A I** Stainless steel max 18W max 500mA RGB light **CB5192 6 ■ A I** Stainless steel
■ **LED COLOUR**	**F** - 2700K **5** - 3000K **9** - 4000K **0** - 5000K **1** - blue	■ **F** - 2700K **5** - 3000K **9** - 4000K **0** - 5000K **1** - blue
■ **OPTICS**	**S** - 10° **M** - 20° **L** - 40°	■ **S** - 10° **M** - 20° **L** - 40°
LUMEN OUTPUT AT SOURCE	872 lm (3000K, 500mA, 12W) 1308 lm (3000K, 500mA, 18W) RGB: 785 lm, R: 288 lm G: 373 lm B: 124 lm (500mA)	872 lm (3000K, 500mA, 12W) 1308 lm (3000K, 500mA, 18W) RGB: 785 lm, R: 288 lm G: 373 lm B: 124 lm (500mA)
DELIVERED LUMEN OUTPUT	590 lm (3000K, 500mA, 20°, 12W) 885 lm (3000K, 500mA, 20°, 18W) RGB: 561 lm, R: 206 lm G: 266 lm B: 89 lm (500mA, 20°)	590 lm (3000K, 500mA, 20°, 12W) 885 lm (3000K, 500mA, 20°, 18W) RGB: 561 lm, R: 206 lm G: 266 lm B: 89 lm (500mA, 20°)
NO. AND TYPE OF LEDS	6, 9 power LEDs RGB: 9 power LEDs	6, 9 power LEDs RGB: 9 power LEDs
MATERIAL	body in anodized aluminium trim in AISI 316L stainless steel or aluminium screen in tempered, transparent extra-clear glass	body in anodized aluminium trim in AISI 316L stainless steel screen in tempered, transparent extra-clear glass
POWER SUPPLY UNIT	not included, see p. 169 and 668	not included, see p. 169 and 668
POWER CABLES	includes 1.5 m neoprene cable H05RN-F 2x0.75/0.75 Ø6.3 mm RGB: includes 1.5 m FEP+RUB cable (equivalent to H05RN-F) 6x0.50/0.50 Ø6.3 mm	includes 1.5 m neoprene cable H05RN-F 2x0.75/0.75 Ø6.3 mm RGB: includes 1.5 m FEP+RUB cable (equivalent to H05RN-F) 6x0.50/0.50 Ø6.3 mm
WIRING	series	series
MOUNTING	recessed (ceiling, wall, ground)	recessed (ceiling, wall, ground)
ACCESSORIES	see p. 166	see p. 166
NOTES	not suitable for use in swimming pools or fountains Bright 5.0 316L underwater version p. 236 version with elliptical optics available on request	not suitable for use in swimming pools or fountains Bright 5.0 316L underwater version p. 236 version with elliptical optics available on request

BRIGHT 5.6

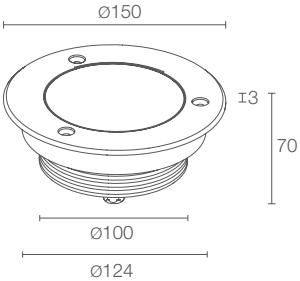

Ø 260 mm
H 150 mm
Ø 125 mm

kg 2000 kg 1.35 I kg 1.15 A IP68 IK09

A A+ A++ IPS PID T max 50°C

12W 24Vdc
CB5662 **A I** Stainless steel
CB5662 **A F** Grey

18W 24Vdc
CB5692 **A I** Stainless steel
CB5692 **A F** Grey

F - 2700K
5 - 3000K
9 - 4000K
0 - 5000K
1 - blue

S - 10°
M - 20°
L - 40°

872 lm (3000K, 12W)
1308 lm (3000K, 18W)

590 lm (3000K, 20°, 12W)
885 lm (3000K, 20°, 18W)

6, 9 power LEDs

body in anodized aluminium
trim in AISI 316L stainless steel or aluminium
screen in tempered, transparent extra-clear glass

not included, see p. 168

includes 1.5 m neoprene cable
H05RN-F 2x0.75/0.75 Ø6.3 mm

parallel

recessed (ceiling, wall, ground)

see p. 166

not suitable for use in swimming pools or fountains
Bright 5.0 316L underwater version p. 236
version with elliptical optics available on request

BRIGHT 5.7

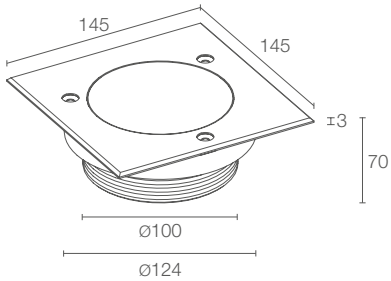

Ø 260 mm
H 150 mm
Ø 125 mm

kg 2000 kg 1.35 IP68 IK09

A A+ A++ IPS PID T max 50°C

12W 24Vdc
CB5762 **A I** Stainless steel

18W 24Vdc
CB5792 **A I** Stainless steel

F - 2700K
5 - 3000K
9 - 4000K
0 - 5000K
1 - blue

S - 10°
M - 20°
L - 40°

872 lm (3000K, 12W)
1308 lm (3000K, 18W)

590 lm (3000K, 20°, 12W)
885 lm (3000K, 20°, 18W)

6, 9 power LEDs

body in anodized aluminium
trim in AISI 316L stainless steel
screen in tempered, transparent extra-clear glass

not included, see p. 168

includes 1.5 m neoprene cable
H05RN-F 2x0.75/0.75 Ø6.3 mm

parallel

recessed (ceiling, wall, ground)

see p. 166

not suitable for use in swimming pools or fountains
Bright 5.0 316L underwater version p. 236
version with elliptical optics available on request

ALIMENTAZIONE E CARE PER INNO
ORIGINI - PRESENTE - FUTURO / ORIGENS - PRESENTE - FUTURO / ORIGINS - PRESENT - FUTURE
CABIDELA DI GALLINA

BRIGHT 5.8

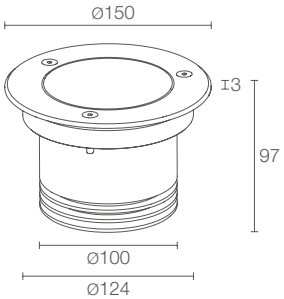

BRIGHT 5.9

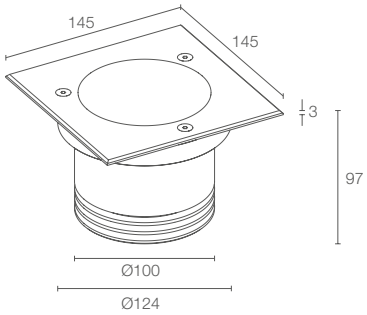

Ø 260 mm
H 150 mm
Ø 125 mm

kg 2000 | kg 1.35 I kg 1.15 A | IP67 | IK09
A A+ A++ | IPS | SPD | T max 50°C

POWER / POWER SUPPLY	13W 230Vac	13W 230Vac
CODE	**CB5810** ■ ■ **I** Stainless steel **CB5810** ■ ■ **F** Grey	**CB5910** ■ ■ **I** Stainless steel
■ **LED COLOUR**	**F** - 2700K **5** - 3000K **9** - 4000K	■ **F** - 2700K **5** - 3000K **9** - 4000K
■ **OPTICS**	**S** - 16° **M** - 30° **L** - 63° **D** - diffuse	■ **S** - 16° **M** - 30° **L** - 63° **D** - diffuse
LUMEN OUTPUT AT SOURCE	945 lm (3000K)	945 lm (3000K)
DELIVERED LUMEN OUTPUT	671 lm (3000K, 30°)	671 lm (3000K, 30°)
NO. AND TYPE OF LEDS	1 COB LED	1 COB LED
MATERIAL	body in anodized aluminium trim in AISI 316L stainless steel or aluminium screen in tempered, transparent extra-clear glass (optics version) screen in sandblasted, tempered extra-clear glass (diffuse version)	body in anodized aluminium trim in AISI 316L stainless steel screen in tempered, transparent extra-clear glass (optics version) screen in sandblasted, tempered extra-clear glass (diffuse version)
POWER SUPPLY UNIT	built in	built in
POWER CABLES	includes 1.5 m neoprene cable H07RN-F 3x1.0 Ø9.3 mm	includes 1.5 m neoprene cable H07RN-F 3x1.0 Ø9.3 mm
MOUNTING	recessed (ground)	recessed (ground)
ACCESSORIES	see p. 166	see p. 166

< **BRIGHT 5.0**
RGB, 18W, 20°-40°, grey

Project by / António Gameiro,
Paula Nascimiento
EXPO 2015, Angola Pavilion
Milan, Italy

BRIGHT 6

BRIGHT 6.0

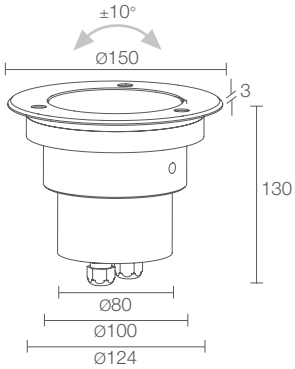

Ø 260 mm
H 210 mm

Ø 125 mm

kg 2000 kg 1.92 I kg 1.72 A IP67 IK09

A A+ A++ T max 50°C

BRIGHT 6.6

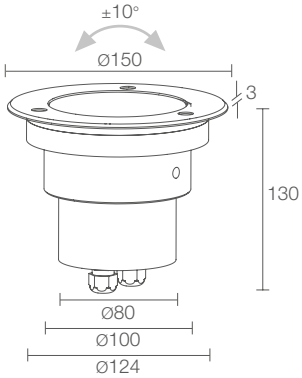

Ø 260 mm
H 210 mm

Ø 125 mm

kg 2000 kg 1.92 I kg 1.72 A IP67 IK09

A A+ A++ T max 50°C

POWER / POWER SUPPLY	max 8W max 500mA	12W 24Vdc
CODE	**CB6042** ■ ■ **I** Stainless steel **CB6042** ■ ■ **F** Grey max 12W max 500mA **CB6062** ■ ■ **I** Stainless steel **CB6062** ■ ■ **F** Grey	**CB6662** ■ ■ **I** Stainless steel **CB6662** ■ ■ **F** Grey
■ **LED COLOUR**	**F** - 2700K **5** - 3000K **9** - 4000K **0** - 5000K **1** - blue	■ **F** - 2700K **5** - 3000K **9** - 4000K **0** - 5000K **1** - blue
■ **OPTICS**	**S** - 10° tiltable ±10° **M** - 20° tiltable ±10° **L** - 40° tiltable ±10°	■ **S** - 10° tiltable ±10° **M** - 20° tiltable ±10° **L** - 40° tiltable ±10°
LUMEN OUTPUT AT SOURCE	581 lm (3000K, 500mA, 8W) 872 lm (3000K, 500mA, 12W)	581 lm (3000K, 8W) 872 lm (3000K, 12W)
DELIVERED LUMEN OUTPUT	393 lm (3000K, 500mA, 20°, 8W) 590 lm (3000K, 500mA, 20°, 12W)	393 lm (3000K, 20°, 8W) 590 lm (3000K, 20°, 12W)
NO. AND TYPE OF LEDS	4, 6 power LEDs	6 power LEDs
MATERIAL	body in anodized aluminium trim in AISI 316L stainless steel or aluminium screen in tempered, transparent extra-clear glass	body in anodized aluminium trim in AISI 316L stainless steel or aluminium screen in tempered, transparent extra-clear glass
POWER SUPPLY UNIT	not included, see p. 169 and 668	not included, see p. 168
POWER CABLES	none	none
WIRING	series	parallel
MOUNTING	recessed (ceiling, wall, ground)	recessed (ceiling, wall, ground)
ACCESSORIES	see p. 166	see p. 166
NOTES	version with elliptical optics and honeycomb louvre available on request	version with elliptical optics and honeycomb louvre available on request

BRIGHT 6.8

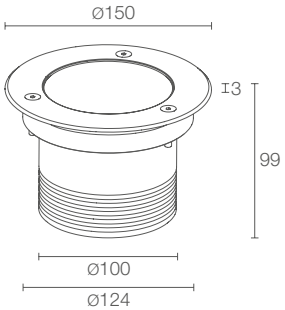

Ø 260 mm
H 150 mm
Ø 125 mm

kg 2000
kg 1.35 I
kg 1.15 A
IP67 IK09

A A+ A++ IPS SPD T max 50°C

13W 230Vac
CB6810 V1 I Stainless steel
CB6810 V1 F Grey

F - 2700K
5 - 3000K
9 - 4000K

asymmetrical

945 lm (3000K)

435 lm (3000K)

1 COB LED

body in anodized aluminium
trim in AISI 316L stainless steel or aluminium
screen in tempered, transparent extra-clear glass

built in

includes 1.5 m neoprene cable
H07RN-F 3x1.0 Ø9.3 mm

operating voltage 230Vac

recessed (ground)

see p. 166

BRIGHT 6.9

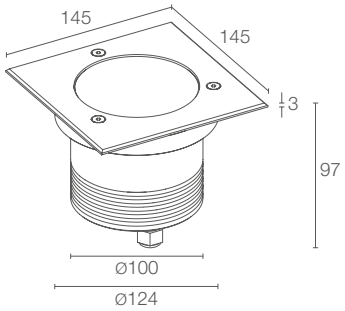

Ø 260 mm
H 150 mm
Ø 125 mm

kg 2000
kg 1.35
IP67 IK09

A A+ A++ IPS SPD T max 50°C

13W 230Vac
CB6910 V1 I Stainless steel

F - 2700K
5 - 3000K
9 - 4000K

asymmetrical

945 lm (3000K)

435 lm (3000K)

1 COB LED

body in anodized aluminium
trim in AISI 316L stainless steel
screen in tempered, transparent extra-clear glass

built in

includes 1.5 m neoprene cable
H07RN-F 3x1.0 Ø9.3 mm

operating voltage 230Vac

recessed (ground)

see p. 166

BRIGHT 9



BRIGHT 9.7

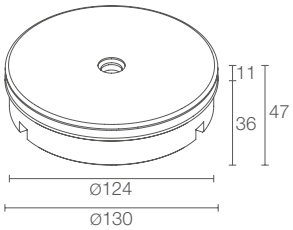

Required outer casing, not included

kg 2000 kg 1.21 IP67 IK09

A A+ A++ IPS T max 45°C

POWER / POWER SUPPLY **CODE**	4W 24Vdc **CB97000 R I**
LED COLOUR	**F** - 2700K **5** - 3000K **9** - 4000K
OPTICS	radial
LUMEN OUTPUT AT SOURCE	192 lm (3000K)
DELIVERED LUMEN OUTPUT	164 lm (3000K)
NO. AND TYPE OF LEDS	48 side-emitting LEDs
MATERIAL	body in anodized aluminium trim in AISI 316L stainless steel screen in PMMA
POWER SUPPLY UNIT	not included, see p. 168
POWER CABLES	includes 1.5 m neoprene cable H05RN-F 2x0.75/0.75 Ø6.3 mm
MOUNTING	recessed (ground)
ACCESSORIES	see p. 166
NOTES	tamper-resistant kit available on request

< **BRIGHT 9.7**
customized version
5000K, 9W

Project by / Dunsky Gindi
Light planning by / Ailon Gavish Studio Twilight
Photo by / Omri Amsalem
Villa, Caesarea, Israel

BRIGHT

ACCESSORIES

ANTI-GLARE ACCESSORIES

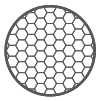

WH0101 (Bright 1.0 / 1.1 / 1.2 / 1.3 / 1.6 / 1.7)
WH0201 (Bright 2.4 / 2.5)
WH0502 (Bright 3.2 / 3.3 / 3.6 / 3.7)
WH0503 (Bright 5.0 / 5.1 / 5.6 / 5.7)
WH0504 (Bright 5.8 / 5.9)
Honeycomb louvre
order together with the lighting fixture
the honeycomb louvre can be provided on all fixed optics except for the sharp, asymmetrical 8°, 8° and diffuse optics
on the versions with white LED colour (in the case of Bright 2.4 / 2.5, it can also be provided on the RGB version)

OPTICAL ACCESSORIES



WE0400A (Bright 2.4 / 2.5)
can be provided on all optics except for diffuse and asymmetrical 8° optics
WE0500A (Bright 1.0 / 1.1 / 1.2 / 1.3 / 1.6 / 1.7)
Optics 10°, 20°, 40°
Semi-diffusing screen, half transparent and half frosted
order together with the lighting fixture



WE0400S (Bright 2.4 / 2.5 / 2.8 / 2.9)
can be provided on all optics except for diffuse and asymmetrical 8° optics
WE0500S (Bright 1.0 / 1.1 / 1.2 / 1.3 / 1.6 / 1.7)
Optics 10°, 20°, 40°
Anti-glare screen, half transparent and half serigraphed black
order together with the lighting fixture

ACCESSORIES FOR INSTALLATION

WC0201
Outer casing
(Bright Mini 1.0 / 1.1 Bright 1.0 / 1.1 / 1.4 / 1.5 / 1.6 / 1.7 / 1.8 / 1.9)

WC0202
Outer casing
(Bright Mini 1.0 / 1.1 Bright 1.0 / 1.1 / 1.4 / 1.5 / 1.6 / 1.7 / 1.8 / 1.9)

WC0100
Outer casing
(Bright 2.4 / 2.5 / 2.8 / 2.9 / 4.7)

WC0103
Outer casing
(Bright 2.4 / 2.5 / 2.8 / 2.9 / 4.7)

WC0104
Outer casing
(Bright 3.2 / 3.3 / 3.4 / 3.5 / 3.6 / 3.7 / 3.8 / 3.9)

WC0501
Outer casing
(Bright 5.0 / 5.1 / 5.6 / 5.7 / 9.7)

WC0601
Outer casing
(Bright 5.0 / 5.1 / 5.6 / 5.7 / 5.8 / 5.9 / 6.0 / 6.6 / 6.8 / 6.9 / 9.7)

WC0701
Outer casing
(Bright 5.0 / 5.1 / 5.6 / 5.7 / 5.8 / 5.9 / 6.0 / 6.6 / 6.8 / 6.9 / 9.7)

WC0150
Outer casing
(Bright 2.4 / 2.5 / 2.8 / 2.9 / 4.7)

WG0302
Fixing springs for installation
(Bright Mini 1.0 / 1.1)

WG0301
Fixing springs for installation
(Bright 1.0 / 1.1 / 1.6 / 1.7 / 1.8 / 1.9)

WG0100
Fixing springs for installation
(Bright 2.4 / 2.5 / 2.8 / 2.9)

WG0400
Fixing springs for installation
(Bright 3.2 / 3.3 / 3.4 / 3.5 / 3.6 / 3.7 / 3.8 / 3.9)

WG0200
Fixing springs for installation
(Bright 5.0 / 5.1 / 5.6 / 5.7 / 6.0 / 6.6)

POWER CABLES

Neoprene cable
05RN-F 2x0.35 Ø4.3 mm

WF0510
your choice of length
(Bright Mini 1.0 / 1.1)

Neoprene cables
H05RN-F 2x0.35/0.75 Ø6.3 mm
IPS

WF5005 - 5 m
WF5010 - 10 m
WF5015 - 15 m
WF5020 - 20 m
(Bright 1.0 / 1.1 / 1.2 / 1.3 / 1.4 / 1.5)

WF8405 - 5 m
WF8410 - 10 m
WF8415 - 15 m
WF8420 - 20 m
(Bright 1.6 / 1.7 / 4.7)

Neoprene cables
H05RN-F 2x0.75/0.75 Ø6.3 mm
IPS

WF8505 - 5 m
WF8510 - 10 m
WF8515 - 15 m
WF8520 - 20 m
(Bright 2.4 / 2.5)
white LED colour; 5W

WF8605 - 5 m
WF8610 - 10 m
WF8615 - 15 m
WF8620 - 20 m
(Bright 2.4 / 2.5)
white LED colour; 7W
(Bright 2.8 / 2.9) 2.5W
(Bright 3.6 / 3.7 / 3.8 / 3.9)

WF8705 - 5 m
WF8710 - 10 m
WF8715 - 15 m
WF8720 - 20 m
(Bright 2.8 / 2.9) 3.5W
(Bright 9.7)

WF6005 - 5 m
WF6010 - 10 m
WF6015 - 15 m
WF6020 - 20 m
(Bright 3.2 / 3.3 / 3.4 / 3.5 / 5.0 / 5.1)
white LED colour

WF6105 - 5 m
WF6110 - 10 m
WF6115 - 15 m
WF6120 - 20 m
(Bright 5.6 / 5.7)

Neoprene cables
05RN-F 4x0.50/0.50 Ø5.8 mm
IPS

WF7405 - 5 m
WF7410 - 10 m
WF7415 - 15 m
WF7420 - 20 m
(Bright 1.8 / 1.9)

FEP+RUB cables
(equivalent to H05RN-F)
6x0.50/0.50 Ø6.3 mm
IPS

WF7305 - 5 m
WF7310 - 10 m
WF7315 - 15 m
WF7320 - 20 m
(Bright 2.4 / 2.5 / 3.2 / 3.3 / 3.4 / 3.5 / 5.0 / 5.1)
RGB

order together with the lighting fixture

v
BRIGHT 5.6
3000K, 18W, 40°

Project and light planning by / pbr Planungsbüro Rohling
Photo by / Andreas Secci
SoleVital, Bad Laer, Germany

BRIGHT

POWER SUPPLY UNITS

POWER SUPPLY UNITS Bright Mini 1.0 / 1.1

Max no. fixtures	PSU	IP	Page
1...n	12Vdc	20	671
1...n	24Vdc	20	671
1...n	12Vdc	67	671
1...n	24Vdc	67	671

POWER SUPPLY UNITS Bright 1.0 / 1.1 / 1.2 / 1.3 / 1.4 / 1.5

350mA

Max no. fixtures	PSU	IP	Page
1/3	A13350VL	20	669
1/15	ACUNI020T1	20	668 669
3/9	A19350QL	20	669
5/12	A312350QL	20	669
1/12 Dimmer	ADUNITC	20	672 673 674
2/6	A16350IP67	67	669
5/12	A312350IP67	67	669

500mA

Max no. fixtures	PSU	IP	Page
1/3	A13500TC	20	669
1/10	ACUNI020T1	20	668 669
2/5	A15500QL	20	669
5/10	A310500QL	20	669
1/12 Dimmer	ADUNITC	20	672 673 674
1/4	A14500IP67	67	669
5/10	A310500IP67	67	669

POWER SUPPLY UNITS Bright 1.6 / 1.7 / 2.8 / 2.9 / 3.6 / 3.7 / 3.8 / 3.9 / 4.7 / 5.6 / 5.7 / 6.6 / 9.7

Max no. fixtures	PSU	IP	Page
1...n	24Vdc	20	671
1...n	24Vdc	67	671

POWER SUPPLY UNITS Bright 1.8 / 1.9

Max no. fixtures	PSU	IP	Page
1...n	12Vdc	20	671
1...n	12Vdc	67	671
-	RGB controller	-	679-684

POWER SUPPLY UNITS Bright 2.4 / 2.5

Max no. fixtures	PSU	IP	Page
1...n	24Vdc	20	671
1...n	24Vdc	67	671
-	RGB controller	-	679-684

POWER SUPPLY UNITS Bright 3.2 / 3.3

350mA

Max no. fixtures	PSU	IP	Page
1/2	A312350QL	20	669
1/3	ACUNI020T1	20	668 669
1/2 Dimmer	ADUNITC	20	672 673 674
1	A16350IP67	67	669
1/2	A312350IP67	67	669
-	RGB controller	-	679-684

500mA

Max no. fixtures	PSU	IP	Page
1	A15500QL	20	669
1/2	A310500QL	20	669
1/2	ACUNI020T1	20	668 669
1/2 Dimmer	ADUNITC	20	672 673 674
1/2	A310500IP67	67	669

POWER SUPPLY UNITS Bright 3.4 / 3.5

350mA

Max no. fixtures	PSU	IP	Page
1	A13350VL	20	669
1/3	A19350QL	20	669
1/5	ACUNI020T1	20	668 669
2/4	A312350QL	20	669
1/4 Dimmer	ADUNITC	20	672 673 674
1/2	A16350IP67	67	669
2/4	A312350IP67	67	669
-	RGB controller	-	679-684

500mA

Max no. fixtures	PSU	IP	Page
1	A13500TC	20	669
1/3	ACUNI020T1	20	668 669
2/3	A310500QL	20	669
1/4 Dimmer	ADUNITC	20	672 673 674
1	A14500IP67	20	669
2/3	A310500IP67	67	669

POWER SUPPLY UNITS Bright 5.0 / 5.1

350mA 6 LEDs

Max no. fixtures	PSU	IP	Page
1/2	A312350QL	20	669
1/2	ACUNI020T1	20	668 669
1/2 Dimmer	ADUNITC	20	672 673 674
1	A16350IP67	67	669
1/2	A312350IP67	67	669

350mA 9 LEDs

Max no. fixtures	PSU	IP	Page
1	A19350QL	20	669
1	ACUNI020T1	20	668 669
1 Dimmer	ADUNITC	20	672 673 674
1	A312350IP67	67	669
-	RGB controller	-	679-684

500mA 6 LEDs

Max no. fixtures	PSU	IP	Page
1	A310500QL	20	669
1/2	ACUNI020T1	20	668 669
1/2 Dimmer	ADUNITC	20	672 673 674
1	A310500IP67	67	669

500mA 9 LEDs

Max no. fixtures	PSU	IP	Page
1	A310500QL	20	669
1	ACUNI020T1	20	668 669
1 Dimmer	ADUNITC	20	672 673 674
1	A310500IP67	67	669
-	RGB controller	-	679-684

POWER SUPPLY UNITS Bright 6.0

350mA 4 LEDs

Max no. fixtures	PSU	IP	Page
1/2	A19350QL	20	669
1/3	ACUNI020T1	20	668 669
1/3	A312350QL	20	669
1/3 Dimmer	ADUNITC	20	672 673 674
1	A16350IP67	67	669
1/3	A312350IP67	67	669

350mA 6 LEDs

Max no. fixtures	PSU	IP	Page
1/2	ACUNI020T1	20	668 669
1/2	A312350QL	20	669
1/2 Dimmer	ADUNITC	20	672 673 674
1	A16350IP67	67	669
1/2	A312350IP67	67	669

500mA 4 LEDs

Max no. fixtures	PSU	IP	Page
1	A15500QL	20	669
1/2	ACUNI020T1	20	668 669
1/2	A310500QL	20	669
1/3 Dimmer	ADUNITC	20	672 673 674
1/2	A310500IP67	67	669

500mA 6 LEDs

Max no. fixtures	PSU	IP	Page
1	ACUNI020T1	20	668 669
1	A310500QL	20	669
1/2 Dimmer	ADUNITC	20	672 673 674
1	A310500IP67	67	669

24Vdc

Max no. fixtures	PSU	IP	Page
1...n	24Vdc	20	671
1...n	24Vdc	67	671

BRIGHT

PHOTOMETRIC DATA

BRIGHT MINI 1.0 / 1.1

D - Diffuse

H (m)	Ø (m)	Lux max (3000K)
0,50	0,54	68
1,00	1,07	17
1,50	1,61	8
2,00	2,14	4
2,50	2,68	3
3,00	3,22	2

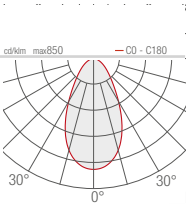

BRIGHT 1.0 / 1.1 / 1.2 / 1.3 / 1.6 / 1.7

V - 19° sharp (Bright 1.0 / 1.6)

H (m)	Ø (m)	Lux max (3000K)
1,00	0,34	341
2,00	0,68	85
3,00	1,01	38
4,00	1,35	21
5,00	1,69	14

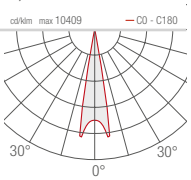

S - 10°

H (m)	Ø (m)	Lux max (3000K)
1,00	0,17	2180
2,00	0,33	545
3,00	0,50	242
4,00	0,66	136
5,00	0,83	87

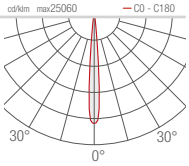

M - 20°

H (m)	Ø (m)	Lux max (3000K)
1,00	0,34	483
2,00	0,69	121
3,00	1,03	54
4,00	1,38	30
5,00	1,72	19

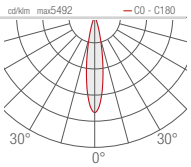

L - 40°

H (m)	Ø (m)	Lux max (3000K)
1,00	0,71	181
2,00	1,42	45
3,00	2,13	20
4,00	2,84	11
5,00	3,55	7

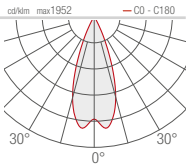

T - 54° sharp (Bright 1.0 / 1.6)

H (m)	Ø (m)	Lux max (3000K)
1,00	1,02	48
2,00	2,05	12
3,00	3,07	5
4,00	4,10	3
5,00	5,12	2

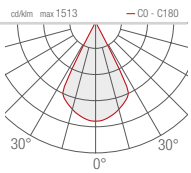

W - 10°x45° (Bright 1.0 / 1.2 / 1.6)

H (m)	Ø (m)	Ø (m)	Lux max (3000K)
1,00	0,17	0,71	434
2,00	0,33	1,42	108
3,00	0,50	2,13	48
4,00	0,66	2,84	27
5,00	0,83	3,55	17

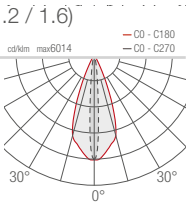

D - Diffuse

H (m)	Ø (m)	Lux max (3000K)
1,00	1,08	32
2,00	2,15	8
3,00	3,23	4
4,00	4,30	2
5,00	5,38	1

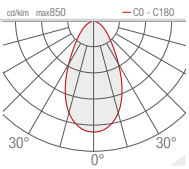

BRIGHT 1.4

A - Asymmetrical

H (m)	Ø (m)	Ø (m)	Lux max (3000K)
1,00	0,25	0,34	174
2,00	0,51	0,69	43
3,00	0,76	1,03	19
4,00	1,02	1,38	11
5,00	1,27	1,72	7

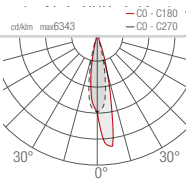

BRIGHT 1.5

A - Asymmetrical

H (m)	Ø (m)	Ø (m)	Lux max (3000K)
1,00	0,31	0,35	203
2,00	0,61	0,70	51
3,00	0,92	1,06	23
4,00	1,23	1,41	13
5,00	1,53	1,76	8

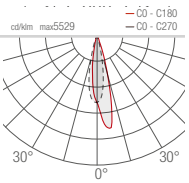

BRIGHT 5.1 >
3000K,18W, 20°

Light planning by / Studio Stiel
Zoom Biopark, Turin, Italy

BRIGHT

PHOTOMETRIC DATA

BRIGHT 1.8 1.9

DT - Transparent diffuse

H (m)	Ø (m)	Lux max (white*)
0,50	0,54	54
1,00	1,07	14
1,50	1,61	6
2,00	2,14	3
2,50	2,61	2
3,00	3,22	1

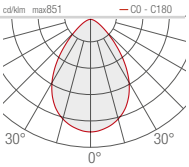

DS - Sandblasted diffuse

H (m)	Ø (m)	Lux max (white*)
0,50	0,77	34
1,00	1,53	8
1,50	2,30	4
2,00	3,07	2
2,50	3,84	1
3,00	4,60	-

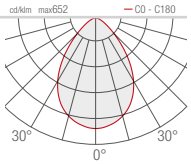

* White created by mixing the colours

BRIGHT 2.4 2.5

Z - Asymmetrical 8° CRI 80

H (m)	Ø (m)	Ø (m)	5W	7W
		Lux max (3000K)		
1,00	0,14	0,73	265	349
2,00	0,27	1,47	66	87
3,00	0,41	2,20	59	39
4,00	0,54	2,93	17	22
5,00	0,68	3,67	11	14

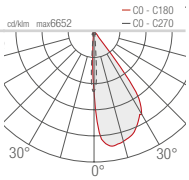

V - 8° CRI 80

H (m)	Ø (m)	5W	7W
		Lux max (3000K)	
1,00	0,15	6998	9219
2,00	0,30	1749	2305
3,00	0,45	778	1024
4,00	0,60	437	576
5,00	0,75	280	369

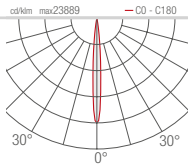

T - 11° CRI 80

H (m)	Ø (m)	5W	7W
		Lux max (3000K)	
1,00	0,19	4904	6466
2,00	0,38	1226	1617
3,00	0,57	545	718
4,00	0,76	307	404
5,00	0,95	196	259

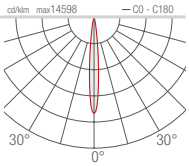

S - 17° CRI 80

H (m)	Ø (m)	5W	7W
		Lux max (3000K)	
1,00	0,30	2914	3845
2,00	0,60	728	962
3,00	0,91	324	427
4,00	1,21	182	240
5,00	1,51	117	154

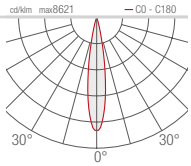

P - 21° sharp CRI 80

H (m)	Ø (m)	5W	7W
		Lux max (3000K)	
1,00	0,38	1400	1845
2,00	0,75	350	461
3,00	1,13	156	205
4,00	1,51	87	115
5,00	1,89	56	74

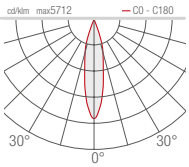

M - 34° CRI 80

H (m)	Ø (m)	5W	7W
		Lux max (3000K)	
1,00	0,61	723	951
2,00	1,23	181	238
3,00	1,84	80	106
4,00	2,45	45	59
5,00	3,06	29	38

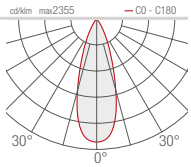

L - 45° CRI 80

H (m)	Ø (m)	5W	7W
		Lux max (3000K)	
1,00	0,82	469	619
2,00	1,63	117	155
3,00	2,47	52	69
4,00	3,27	29	39
5,00	4,08	19	25

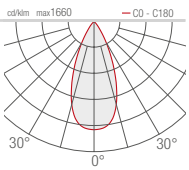

J - 47° CRI 80

H (m)	Ø (m)	5W	7W
		Lux max (3000K)	
1,00	0,88	477	628
2,00	1,76	119	157
3,00	2,64	53	70
4,00	3,51	30	39
5,00	4,39	19	25

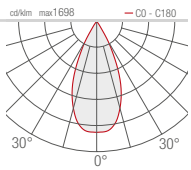

Q - 61° sharp CRI 80

H (m)	Ø (m)	5W	7W
		Lux max (3000K)	
1,00	1,18	239	315
2,00	2,36	60	79
3,00	3,55	27	35
4,00	4,73	15	20
5,00	5,91	10	13

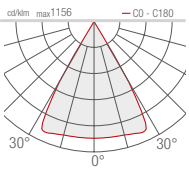

K - 68° CRI 80

H (m)	Ø (m)	5W	7W
		Lux max (3000K)	
1,00	1,35	204	270
2,00	2,70	51	68
3,00	4,05	23	30
4,00	5,40	13	17
5,00	6,75	8	11

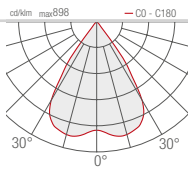

BRIGHT 2.4 2.5

W - 13°x52° CRI 80

H (m)	Ø (m)	Ø (m)	5W	7W
			Lux max (3000K)	
1,00	0,23	0,98	1123	1478
2,00	0,43	1,96	281	370
3,00	0,70	2,93	125	164
4,00	0,93	3,91	70	92
5,00	1,17	4,89	45	59

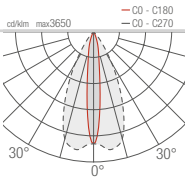

D - Diffuse CRI 80

H (m)	Ø (m)	5W	7W
		Lux max (3000K)	
1,00	1,27	182	241
2,00	2,54	46	60
3,00	3,81	20	27
4,00	5,08	11	15
5,00	6,34	7	10

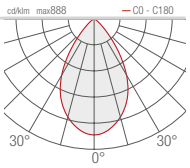

BRIGHT 2.8 2.9

S - 8°

H (m)	Ø (m)	2,5W	3,5W
		Lux max (3000K)	
1,00	0,17	3242	4085
2,00	0,34	810	1021
3,00	0,51	360	454
4,00	0,69	202	255
5,00	0,86	129	163

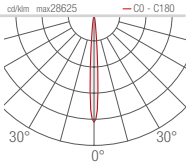

M - 20°

H (m)	Ø (m)	2,5W	3,5W
		Lux max (3000K)	
1,00	0,36	629	792
2,00	0,72	157	198
3,00	1,08	70	88
4,00	1,44	40	50
5,00	1,80	25	32

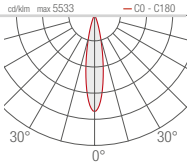

P - 36° sharp

H (m)	Ø (m)	2,5W	3,5W
		Lux max (3000K)	
1,00	0,66	143	180
2,00	1,31	36	45
3,00	1,97	16	20
4,00	2,62	9	11
5,00	3,28	6	7

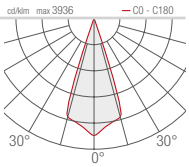

L - 41°

H (m)	Ø (m)	2,5W	3,5W
		Lux max (3000K)	
1,00	0,75	229	288
2,00	1,51	57	72
3,00	2,26	25	32
4,00	3,01	14	18
5,00	3,76	10	12

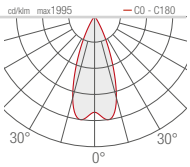

Q - 68° sharp

H (m)	Ø (m)	2,5W	3,5W
		Lux max (3000K)	
1,00	1,36	63	79
2,00	2,71	16	20
3,00	4,07	7	9
4,00	5,42	4	5
5,00	6,78	3	4

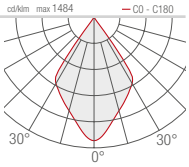

W - 10°x44°

H (m)	Ø (m)	Ø (m)	2,5W	3,5W
			Lux max (3000K)	
1,00	0,17	0,80	693	873
2,00	0,34	1,60	173	218
3,00	0,50	2,40	77	97
4,00	0,67	3,19	43	55
5,00	0,84	3,99	28	35

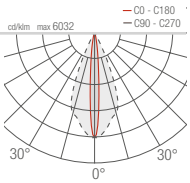

BRIGHT 3.2 3.3 3.6 3.7

S - 10°

H (m)	Ø (m)
	Lux max (3000K)
1,00	0,17	11369
2,00	0,33	2842
3,00	0,50	1263
4,00	0,66	711
5,00	0,83	455

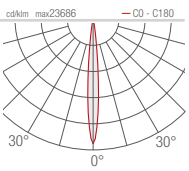

M - 20°

H (m)	Ø (m)
	Lux max (3000K)
1,00	0,37	2396
2,00	0,74	599
3,00	1,11	266
4,00	1,48	150
5,00	1,85	96

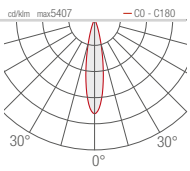

L - 40°

H (m)	Ø (m)
	Lux max (3000K)
1,00	0,77	939
2,00	1,53	235
3,00	2,30	104
4,00	3,07	59
5,00	3,83	38

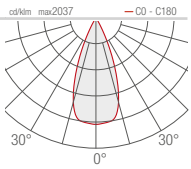

D - Diffuse

H (m)	Ø (m)
	Lux max (3000K)
1,00	1,87	132
2,00	3,74	33
3,00	5,61	15
4,00	7,48	8
5,00	9,35	5

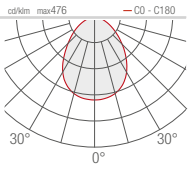

BRIGHT

PHOTOMETRIC DATA

BRIGHT 3.4 3.5 3.8 3.9

S - 10°

H (m)	Ø (m)	Lux max (3000K)
1,00	0,14	7111
2,00	0,28	1778
3,00	0,42	790
4,00	0,56	444
5,00	0,70	284

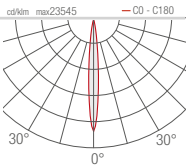

M - 20°

H (m)	Ø (m)	Lux max (3000K)
1,00	0,40	1598
2,00	0,80	400
3,00	1,20	178
4,00	1,60	100
5,00	2,00	64

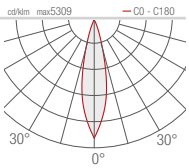

L - 40°

H (m)	Ø (m)	Lux max (3000K)
1,00	0,69	430
2,00	1,38	107
3,00	2,07	48
4,00	2,75	27
5,00	3,44	17

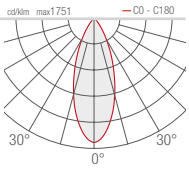

BRIGHT 4.7

R - Radial

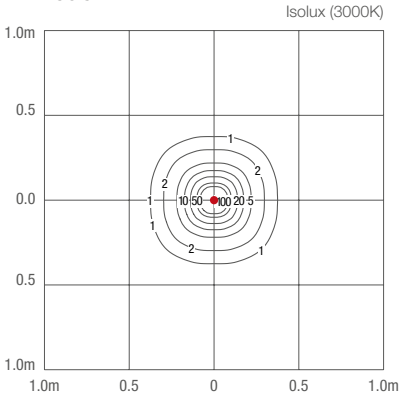

BRIGHT 5.0 5.1 5.6 5.7

S - 10°

H (m)	Ø (m)	Lux max (3000K) 12W	18W
1,00	0,21	8318	12456
2,00	0,42	2080	3114
3,00	0,63	924	1384
4,00	0,84	520	779
5,00	1,06	333	498

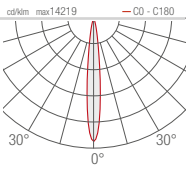

M - 20°

H (m)	Ø (m)	Lux max (3000K) 12W	18W
1,00	0,40	2994	4491
2,00	0,80	748	1123
3,00	1,20	333	499
4,00	1,60	187	281
5,00	2,00	120	180

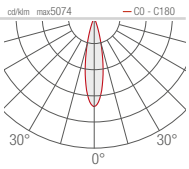

L - 40°

H (m)	Ø (m)	Lux max (3000K) 12W	18W
1,00	0,79	962	1444
2,00	1,59	241	361
3,00	2,38	107	160
4,00	3,18	60	90
5,00	3,97	38	58

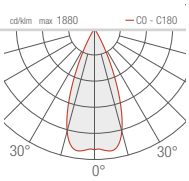

BRIGHT 5.8 5.9

S - 16°

H (m)	Ø (m)	Lux max (3000K)
1,00	0,28	3375
2,00	0,55	844
3,00	0,83	375
4,00	1,11	211
5,00	1,39	135

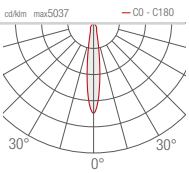

M - 30°

H (m)	Ø (m)	Lux max (3000K)
1,00	0,54	1331
2,00	1,07	333
3,00	1,61	148
4,00	2,15	83
5,00	2,68	53

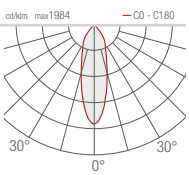

L - 63°

H (m)	Ø (m)	Lux max (3000K)
1,00	1,25	628
2,00	2,50	157
3,00	3,75	70
4,00	5,00	39
5,00	6,25	25

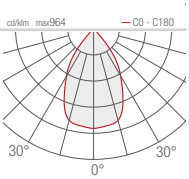

D - Diffuse

H (m)	Ø (m)	Lux max (3000K)
1,00	1,50	348
2,00	3,00	87
3,00	4,50	39
4,00	6,00	22
5,00	7,50	14

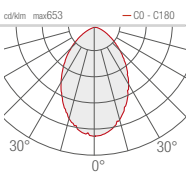

BRIGHT 6.0

S - 10°

Lux max (3000K)

H (m)	Ø (m)	8W	12W
1,00	0,21	5545	8318
2,00	0,42	1386	2080
3,00	0,64	616	924
4,00	0,85	347	520
5,00	1,06	222	333

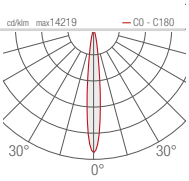

M - 20°

Lux max (3000K)

H (m)	Ø (m)	8W	12W
1,00	0,40	1994	2994
2,00	0,80	499	748
3,00	1,20	222	333
4,00	1,60	125	187
5,00	2,00	80	120

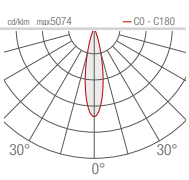

L - 40°

Lux max (3000K)

H (m)	Ø (m)	8W	12W
1,00	0,79	642	962
2,00	1,59	160	241
3,00	2,38	71	107
4,00	3,18	40	60
5,00	3,97	26	38

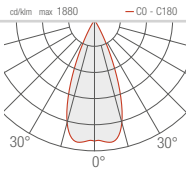

BRIGHT 6.6

S - 10°

Lux max (3000K)

H (m)	Ø (m)	
1,00	0,21	8318
2,00	0,42	2080
3,00	0,64	924
4,00	0,85	520
5,00	1,06	333

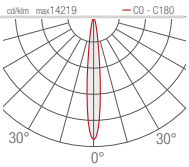

M - 20°

Lux max (3000K)

H (m)	Ø (m)	
1,00	0,40	2994
2,00	0,80	748
3,00	1,20	333
4,00	1,60	187
5,00	2,00	120

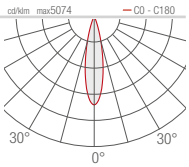

L - 40°

Lux max (3000K)

H (m)	Ø (m)	
1,00	0,79	962
2,00	1,59	241
3,00	2,38	107
4,00	3,18	60
5,00	3,97	38

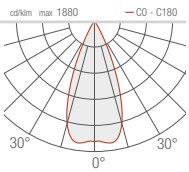

BRIGHT 6.8
6.9

V1 - Asymmetrical

Lux max (3000K)

H (m)	Ø (m)	Ø (m)	
1,00	0,89	1,47	538
2,00	1,78	2,93	135
3,00	2,67	4,40	60
4,00	3,56	5,87	34
5,00	4,45	7,33	22

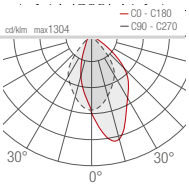

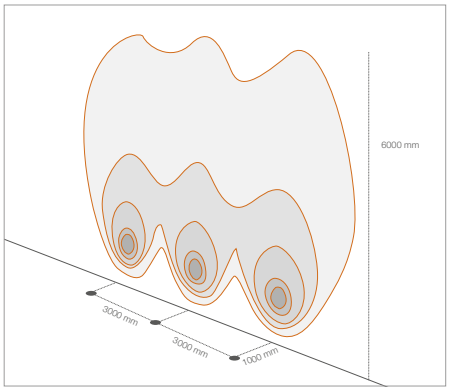

BRIGHT 9.7

R - Radial

Isolux (3000K)

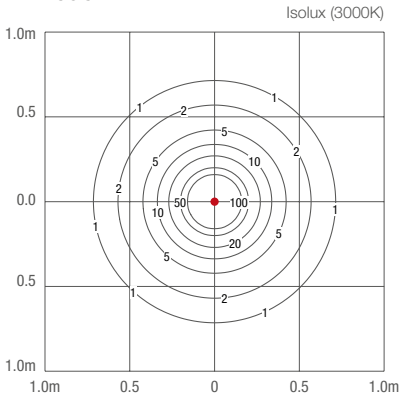

GOCCIA

OUTDOOR RECESSED

GOCCIA 2.0

max 2W max 500mA

GOCCIA 2.6

2W 24Vdc

GOCCIA 2.1

max 2W max 500mA

GOCCIA 2.7

2W 24Vdc

< GOCCIA 2.6
2700K, 2W

GOCCIA



GOCCIA 2.0

Installation flush
with ground level

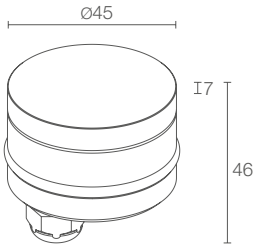

Ø 45 mm
H 35 mm

kg 500 kg 0.15 IP67 IK10
A A+ A++ IPS T max 40°C

GOCCIA 2.1

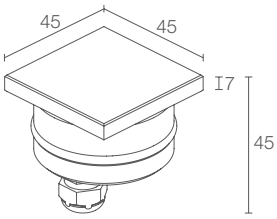

Ø 45 mm
H 35 mm

kg 500 kg 0.15 IP67 IK10
A A+ A++ IPS T max 40°C

POWER / POWER SUPPLY CODE	max 3W max 350mA **GA2031 6 D A V**	max 3W max 350mA **GA2131 6 D A V**
LED COLOUR	RGB	RGB
OPTICS	diffuse	diffuse
LUMEN OUTPUT AT SOURCE	72 lm, R: 22 lm G: 40 lm B: 10 lm (350mA)	72 lm, R: 22 lm G: 40 lm B: 10 lm (350mA)
DELIVERED LUMEN OUTPUT	36 lm, R: 13 lm G: 17 lm B: 6 lm (350mA)	36 lm, R: 13 lm G: 17 lm B: 6 lm (350mA)
NO. AND TYPE OF LEDS	1 full-colour LED	1 full-colour LED
MATERIAL	body in anodized aluminium screen in sandblasted extra-clear glass	body in anodized aluminium screen in sandblasted extra-clear glass
POWER SUPPLY UNIT	not included, see p. 180 e 668	not included, see p. 180 e 668
POWER CABLES	includes 1.5 m FEP+RUB cable (equivalent to H05RN-F) 6x0.50/0.50 Ø6.3 mm	includes 1.5 m FEP+RUB cable (equivalent to H05RN-F) 6x0.50/0.50 Ø6.3 mm
WIRING	series	series
MOUNTING	recessed (wall, ground)	recessed (wall, ground)
ACCESSORIES	see p. 180	see p. 180
NOTES	outer casing available in non-standard sizes on request	outer casing available in non-standard sizes on request

GOCCIA 2.6

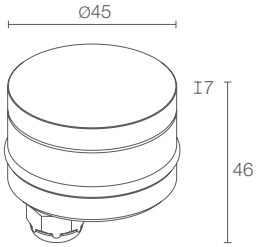

Ø 45 mm
H 35 mm

kg 500 kg 0.15 IP67 IK10
A A+ A++ IPS T max 40°C

	2W 24Vdc **GA2600** ■ **D V**
■	**F** - 2700K **5** - 3000K **9** - 4000K **1** - blue
	diffuse
	204 lm (3000K)
	74 lm (3000K)
	1 power LED
	body in anodized aluminium screen in sandblasted extra-clear glass
	not included, see p. 180
	includes 1.5 m neoprene cable H05RN-F 2x0.35/0.75 Ø6.3 mm
	parallel
	recessed (wall, ground)
	see p. 180
	outer casing available in non-standard sizes on request



GOCCIA 2.7

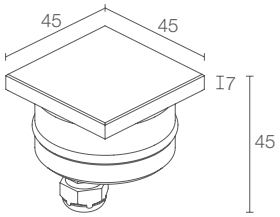

Ø 45 mm
H 35 mm

kg 500 kg 0.15 IP67 IK10
A A+ A++ IPS T max 40°C

	2W 24Vdc **GA2700** ■ **D V**
■	**F** - 2700K **5** - 3000K **9** - 4000K **1** - blue
	diffuse
	204 lm (3000K)
	74 lm (3000K)
	1 power LED
	body in anodized aluminium screen in sandblasted extra-clear glass
	not included, see p. 180
	includes 1.5 m neoprene cable H05RN-F 2x0.35/0.75 Ø6.3 mm
	parallel
	recessed (wall, ground)
	see p. 180
	outer casing available in non-standard sizes on request

GOCCIA

ACCESSORIES AND POWER SUPPLY UNITS

	GOCCIA 2.0	GOCCIA 2.1	GOCCIA 2.6	GOCCIA 2.7
ACCESSORIES FOR INSTALLATION				
 Outer casing	**WC0400**		**WC0400**	
 Outer casing		**WC0401**		**WC0401**

POWER CABLES

FEP+RUB cables
(equivalent to H05RN-F)
6x0.50/0.50 Ø6.3 mm
IPS

WF7305 - 5 m
WF7310 - 10 m
WF7315 - 15 m
WF7320 - 20 m
(Goccia 2.0 / 2.1)

Neoprene cables
H05RN-F 2x0.35/0.75 Ø6.3 mm
IPS

WF5205 - 5 m
WF5210 - 10 m
WF5215 - 15 m
WF5220 - 20 m
(Goccia 2.6 / 2.7)

order together with the lighting fixture

POWER SUPPLY UNITS Goccia 2.0 / 2.1

350mA

Max no. fixtures	PSU	IP	Page
-	RGB controller	-	679-684

POWER SUPPLY UNITS Goccia 2.6 / 2.7

Max no. fixtures	PSU	IP	Page
1...n	24Vdc	20	671
1...n	24Vdc	67	671

GOCCIA 2.0 >
RGB, 3W

Home/studio of architect Luca Salmoiraghi
Milan, Italy

GOCCIA

PHOTOMETRIC DATA

GOCCIA 2.6
2.7

D - Diffuse

H (m)	Ø (m)	Lux max (3000K)
1,00	2,09	34
2,00	4,19	9
3,00	6,28	4
4,00	8,38	2
5,00	10,47	1

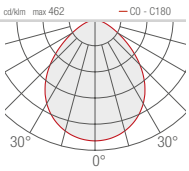

ICE LED

OUTDOOR RECESSED

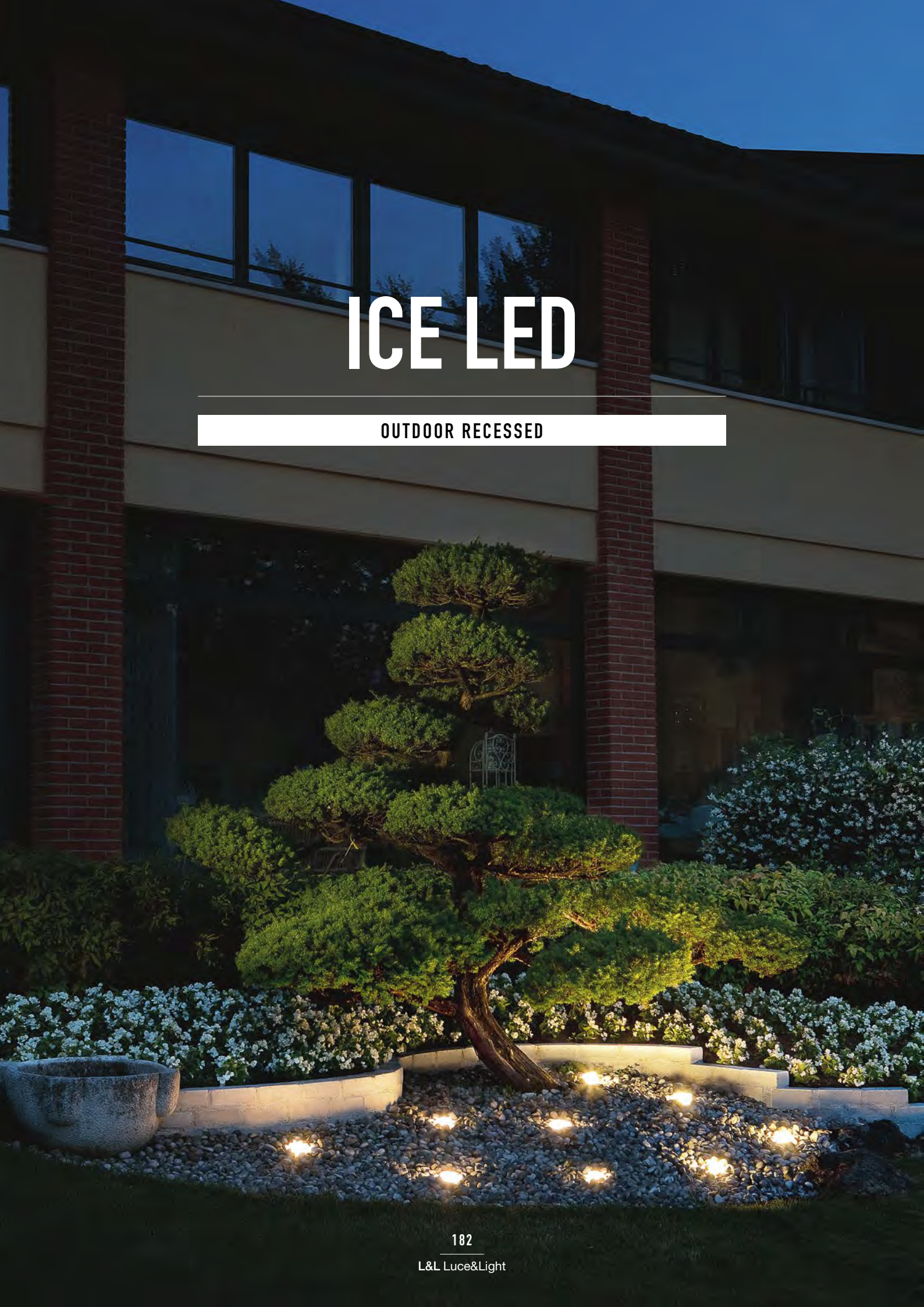

ICE LED 1.0

ICE LED 1.1

Installation flush
with ground level

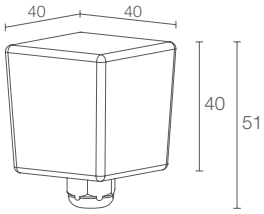

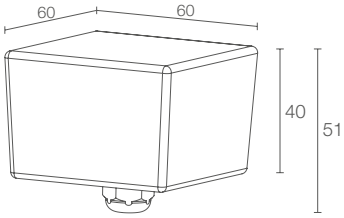

	kg 500 kg 0.22 IP67 IK07 A A+ A++ IPS T max 40°C	kg 500 kg 0.38 IP67 IK07 A A+ A++ IPS T max 40°C
POWER / POWER SUPPLY **CODE**	max 1W max 350mA **LE1011 D A V**	max 1W max 350mA **LE1111 D A V**
LED COLOUR	**F** - 2700K **5** - 3000K **9** - 4000K **0** - 5000K **1** - blue	**F** - 2700K **5** - 3000K **9** - 4000K **0** - 5000K **1** - blue
OPTICS	diffuse	diffuse
LUMEN OUTPUT AT SOURCE	110 lm (3000K, 350mA)	110 lm (3000K, 350mA)
DELIVERED LUMEN OUTPUT	37 lm (3000K, 350mA)	37 lm (3000K, 350mA)
NO. AND TYPE OF LEDS	1 power LED	1 power LED
MATERIAL	body in anodized aluminium and sandblasted glass	body in anodized aluminium and sandblasted glass
POWER SUPPLY UNIT	not included, see p. 184 and 668	not included, see p. 184 and 668
POWER CABLES	includes 1.5 m neoprene cable H05RN-F 2x0.35/0.75 Ø6.3 mm	includes 1.5 m neoprene cable H05RN-F 2x0.35/0.75 Ø6.3 mm
WIRING	series	series
MOUNTING	recessed (wall, ground) surface mounted (ground)	recessed (wall, ground) surface mounted (ground)
ACCESSORIES	see p. 184	see p. 184

< ICE LED 1.1
3000K, 1W

ICE LED

ACCESSORIES AND POWER SUPPLY UNITS

ACCESSORIES FOR INSTALLATION



WC0410
Outer casing
(Ice LED 1.0)



WC0411
Outer casing
(Ice LED 1.1)

POWER CABLES

Neoprene cables
H05RN-F 2x0.35/0.75 Ø6.3 mm
IPS

WF5005 - 5 m
WF5010 - 10 m
WF5015 - 15 m
WF5020 - 20 m

order together with the lighting fixture

POWER SUPPLY UNITS

220mA

Max no. fixtures	PSU	IP	Page
1/9	A19220TC	20	668

350mA

Max no. fixtures	PSU	IP	Page
1/3	A13350VL	20	669
1/15	ACUNI020T1	20	668 669
3/9	A19350QL	20	669
5/12	A312350QL	20	669
1/12 Dimmer	ADUNITC	20	672 673 674
2/6	A16350IP67	67	669
5/12	A312350IP67	67	669

PHOTOMETRIC DATA

ICE LED 1.0
1.1

D - Diffuse

H (m)	Ø (m)	Lux max (3000K)
1,00	1,14	31
2,00	2,28	8
3,00	3,42	3
4,00	4,56	2
5,00	5,69	1

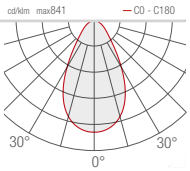

ICE LED 1.1 >
2700K, 1W

LITUS

OUTDOOR RECESSED

LITUS 1.0
Ø48 mm
max 2W max 500mA

LITUS 1.1
47x47 mm
max 2W max 500mA

LITUS 1.6
Ø48 mm
2W 24Vdc

LITUS 1.7
47x47 mm
2W 24Vdc

LITUS 2.0
Ø72 mm
6W 24Vdc
max 9W max 350mA

LITUS 2.1
72x72 mm
6W 24Vdc
max 9W max 350mA

LITUS 2.2
Ø72 mm
max 2W max 500mA
tiltable optics

LITUS 2.3
72x72 mm
max 2W max 500mA
tiltable optics

LITUS 2.8
Ø72 mm
2W 24Vdc
tiltable optics

LITUS 2.9
72x72 mm
2W 24Vdc
tiltable optics

LITUS 5.0
Ø95 mm
10W 24Vdc

LITUS 5.1
95x95 mm
10W 24Vdc

LITUS 5.2
Ø95 mm
6W 24Vdc
max 9W max 350mA
tiltable optics

LITUS 5.3
95x95 mm
6W 24Vdc
max 9W max 350mA
tiltable optics

< **LITUS 5.2**
RGB, 9W, 40°

LITUS 1

LITUS 1.0

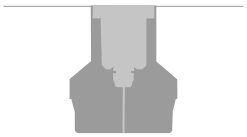

Installation flush
with ground level

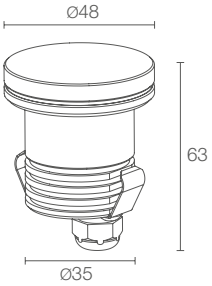

Ø 120 mm
H 110 mm

kg 0.20 IP67 IK08

A A+ A++ IPS T max 40°C

LITUS 1.1

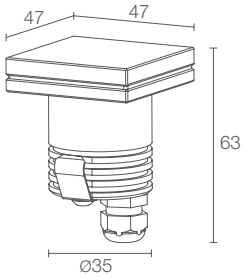

Ø 120 mm
H 110 mm

48x48 mm

kg 0.20 IP67 IK08

A A+ A++ IPS T max 40°C

POWER / POWER SUPPLY **CODE**	max 2W max 500mA **LT1012** ■ ■ **A V**	max 2W max 500mA **LT1112** ■ ■ **A V**
■ **LED COLOUR**	**F** - 2700K **5** - 3000K **9** - 4000K	■ **F** - 2700K **5** - 3000K **9** - 4000K
■ **OPTICS**	**S** - 10° **M** - 20° **L** - 46° **D** - diffuse	■ **S** - 10° **M** - 20° **L** - 46° **D** - diffuse
LUMEN OUTPUT AT SOURCE	145 lm (3000K, 500mA)	145 lm (3000K, 500mA)
DELIVERED LUMEN OUTPUT	108 lm (3000K, 500mA, 20°)	108 lm (3000K, 500mA, 20°)
NO. AND TYPE OF LEDS	1 power LED	1 power LED
MATERIAL	body in black anodized aluminium screen in serigraphed, transparent and tempered extra-clear glass (optics version) screen in white, serigraphed, tempered extra-clear glass (diffuse version)	body in black anodized aluminium screen in serigraphed, transparent and tempered extra-clear glass (optics version) screen in white, serigraphed, tempered extra-clear glass (diffuse version)
POWER SUPPLY UNIT	not included, see p. 197 and 668	not included, see p. 197 and 668
POWER CABLES	includes 1.5 m neoprene cable H05RN-F 2x0.75/0.75 Ø6.3 mm	includes 1.5 m neoprene cable H05RN-F 2x0.75/0.75 Ø6.3 mm
WIRING	series	series
MOUNTING	recessed (ground)	recessed (ceiling, wall, ground)
ACCESSORIES	see p. 196	see p. 196

LITUS 1.6

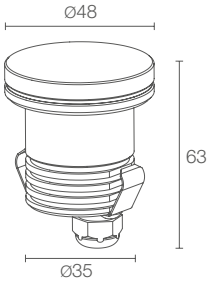

Ø 120 mm
H 110 mm

kg 0.20 IP67 IK08

A A+ A++ IPS T max 40°C

	2W 24Vdc **LT1600** ■ ■ **V**
■	**F** - 2700K **5** - 3000K **9** - 4000K
■	**S** - 10° **M** - 20° **L** - 46° **D** - diffuse
	145 lm (3000K)
	108 lm (3000K, 20°)
	1 power LED
	body in black anodized aluminium screen in serigraphed, transparent and tempered extra-clear glass (optics version) screen in white, serigraphed, tempered extra-clear glass (diffuse version)
	not included, see p. 197
	includes 1.5 m neoprene cable H05RN-F 2x0.35/0.75 Ø6.3 mm
	parallel
	recessed (ground)
	see p. 196

LITUS 1.7

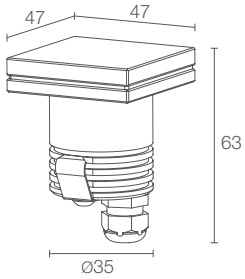

Ø 120 mm
H 110 mm

48x48 mm

kg 0.20 IP67 IK08

A A+ A++ IPS T max 40°C

	2W 24Vdc **LT1700** ■ ■ **V**
■	**F** - 2700K **5** - 3000K **9** - 4000K
■	**S** - 10° **M** - 20° **L** - 46° **D** - diffuse
	145 lm (3000K)
	108 lm (3000K, 20°)
	1 power LED
	body in black anodized aluminium screen in serigraphed, transparent and tempered extra-clear glass (optics version) screen in white, serigraphed, tempered extra-clear glass (diffuse version)
	not included, see p. 197
	includes 1.5 m neoprene cable H05RN-F 2x0.35/0.75 Ø6.3 mm
	parallel
	recessed (ceiling, wall, ground)
	see p. 196

< **LITUS 5.0**
2700K, 10W, 40°,
customized version with diffusing filter

Project by / Foster + Partners
Light planning by / David Atkinson, Lighting Design
EXPO 2015, UAE Pavilion
Milan, Italy

LITUS 2

LITUS 2.0

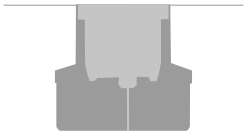

Installation flush
with ground level

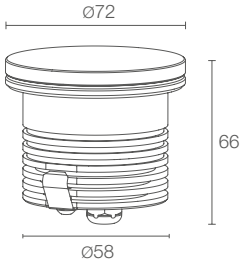

Ø 150 mm
H 160 mm

kg 0.30 IP67 IK08

A A+ A++ IPS T max 40°C

LITUS 2.1

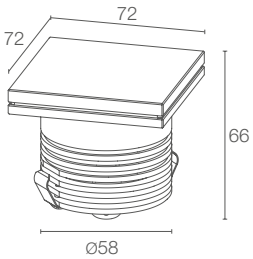

Ø 150 mm
H 160 mm

74x74 mm

kg 0.30 IP67 IK08

A A+ A++ IPS T max 40°C

	LITUS 2.0	LITUS 2.1
POWER / POWER SUPPLY CODE	6W 24Vdc white light **LT2000 A V** max 9W max 350mA RGB light **LT20916 V**	6W 24Vdc white light **LT2100 A V** max 9W max 350mA RGB light **LT21916 V**
LED COLOUR	**F** - 2700K **5** - 3000K **9** - 4000K	**F** - 2700K **5** - 3000K **9** - 4000K
OPTICS	**S** - 7° **M** - 25° **L** - 40° **D** - diffuse	**S** - 7° **M** - 25° **L** - 40° **D** - diffuse
LUMEN OUTPUT AT SOURCE	436 lm (3000K) RGB: 206 lm, R: 76 lm G: 98 lm B: 32 lm (350mA)	436 lm (3000K) RGB: 206 lm, R: 76 lm G: 98 lm B: 32 lm (350mA)
DELIVERED LUMEN OUTPUT	302 lm (3000K, 25°) RGB: 147 lm, R: 54 lm G: 70 lm B: 23 lm (350mA, 25°)	302 lm (3000K, 25°) RGB: 147 lm, R: 54 lm G: 70 lm B: 23 lm (350mA, 25°)
NO. AND TYPE OF LEDS	3 power LEDs RGB: 3 full-colour LEDs	3 power LEDs RGB: 3 full-colour LEDs
MATERIAL	body in black anodized aluminium screen in serigraphed, tempered extra-clear glass (optics version) screen in white, serigraphed, tempered extra-clear glass (diffuse version)	body in black anodized aluminium screen in serigraphed, transparent and tempered extra-clear glass (optics version) screen in white, serigraphed, tempered extra-clear glass (diffuse version)
POWER SUPPLY UNIT	not included, see p. 197	not included, see p. 197
POWER CABLES	includes 1.5 m neoprene cable H05RN-F 2x0.75/0.75 Ø6.3 mm RGB: includes 1.5 m FEP+RUB cable (equivalent to H05RN-F) 6x0.50/0.50 Ø6.3 mm	includes 1.5 m neoprene cable H05RN-F 2x0.75/0.75 Ø6.3 mm RGB: includes 1.5 m FEP+RUB cable (equivalent to H05RN-F) 6x0.50/0.50 Ø6.3 mm
WIRING	parallel RGB: series	parallel RGB: series
MOUNTING	recessed (ground)	recessed (ceiling, wall, ground)
ACCESSORIES	see p. 196	see p. 196

LITUS 2

LITUS 2.2

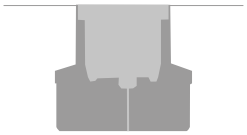

Installation flush
with ground level

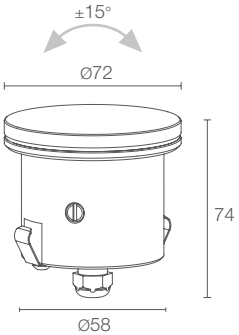

Ø 150 mm
H 160 mm

kg 0.30 IP67 IK08

A A+ A++ IPS T max 40°C

LITUS 2.3

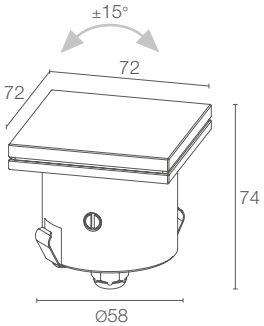

Ø 150 mm
H 160 mm

74x74 mm

kg 0.30 IP67 IK08

A A+ A++ IPS T max 40°C

POWER / POWER SUPPLY **CODE**	max 2W max 500mA **LT2212** ■ ■ **A V**	max 2W max 500mA **LT2312** ■ ■ **A V**
■ **LED COLOUR**	**F** - 2700K **5** - 3000K **9** - 4000K	■ **F** - 2700K **5** - 3000K **9** - 4000K
■ **OPTICS**	**S** - 10° tiltable ±15° **M** - 20° tiltable ±15° **L** - 46° tiltable ±15°	■ **S** - 10° tiltable ±15° **M** - 20° tiltable ±15° **L** - 46° tiltable ±15°
LUMEN OUTPUT AT SOURCE	145 lm (3000K, 500mA)	145 lm (3000K, 500mA)
DELIVERED LUMEN OUTPUT	108 lm (3000K, 500mA, 20°)	108 lm (3000K, 500mA, 20°)
NO. AND TYPE OF LEDS	1 power LED	1 power LED
MATERIAL	body in black anodized aluminium screen in serigraphed, tempered, transparent extra-clear glass	body in black anodized aluminium screen in serigraphed, tempered, transparent extra-clear glass
POWER SUPPLY UNIT	not included, see p. 197 and 668	not included, see p. 197 and 668
POWER CABLES	includes 1.5 m neoprene cable H05RN-F 2x0.75/0.75 Ø6.3 mm	includes 1.5 m neoprene cable H05RN-F 2x0.75/0.75 Ø6.3 mm
WIRING	series	series
MOUNTING	recessed (ground)	recessed (ceiling, wall, ground)
ACCESSORIES	see p. 196	see p. 196
NOTES	version with honeycomb louvre available on request	version with honeycomb louvre available on request

LITUS 2.8

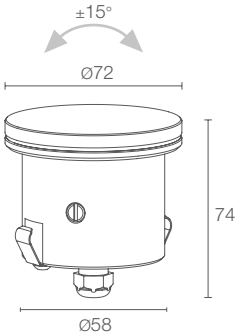

Ø 150 mm
H 160 mm

kg 0.30 IP67 IK08

A A+ A++ IPS T max 40°C

	2W 24Vdc **LT2800** ■ ■ **V**
■	**F** - 2700K **5** - 3000K **9** - 4000K
■	**S** - 10° tiltable ±15° **M** - 20° tiltable ±15° **L** - 46° tiltable ±15°
	145 lm (3000K)
	108 lm (3000K, 20°)
	1 power LED
	body in black anodized aluminium screen in serigraphed, tempered, transparent extra-clear glass
	not included, see p. 197
	includes 1.5 m neoprene cable H05RN-F 2x0.75/0.75 Ø6.3 mm
	parallel
	recessed (ground)
	see p. 196
	version with honeycomb louvre available on request

LITUS 2.9

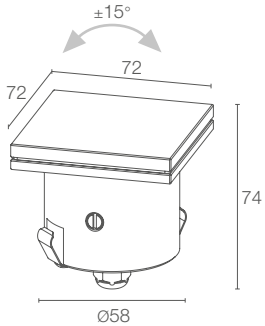

Ø 150 mm
H 160 mm

74x74 mm

kg 0.30 IP67 IK08

A A+ A++ IPS T max 40°C

	2W 24Vdc **LT2900** ■ ■ **V**
■	**F** - 2700K **5** - 3000K **9** - 4000K
■	**S** - 10° tiltable ±15° **M** - 20° tiltable ±15° **L** - 46° tiltable ±15°
	145 lm (3000K)
	108 lm (3000K, 20°)
	1 power LED
	body in black anodized aluminium screen in serigraphed, tempered, transparent extra-clear glass
	not included, see p. 197
	includes 1.5 m neoprene cable H05RN-F 2x0.75/0.75 Ø6.3 mm
	parallel
	recessed (ceiling, wall, ground)
	see p. 196
	version with honeycomb louvre available on request

LITUS 5

LITUS 5.0

LITUS 5.1

Installation flush
with ground level

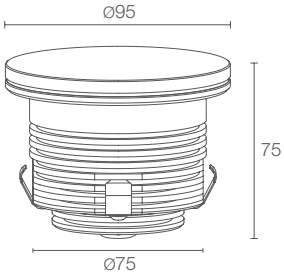

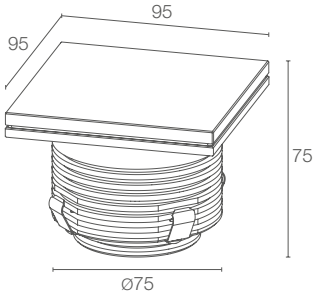

Ø 180 mm
H 180 mm

kg 0.70 IP67 IK08

A A+ A++ IPS T max 40°C

Ø 180 mm
H 180 mm

98x98 mm

kg 0.70 IP67 IK08

A A+ A++ IPS T max 40°C

POWER / POWER SUPPLY	10W 24Vdc	10W 24Vdc
CODE	**LT5000** ■ ■ **A V**	**LT5100** ■ ■ **A V**
■ **LED COLOUR**	**F** - 2700K **5** - 3000K **9** - 4000K	■ **F** - 2700K **5** - 3000K **9** - 4000K
■ **OPTICS**	**S** - 10° **M** - 25° **L** - 40° **D** - diffuse	■ **S** - 10° **M** - 25° **L** - 40° **D** - diffuse
LUMEN OUTPUT AT SOURCE	727 lm (3000K)	727 lm (3000K)
DELIVERED LUMEN OUTPUT	557 lm (3000K, 25°)	557 lm (3000K, 25°)
NO. AND TYPE OF LEDS	5 power LEDs	5 power LEDs
MATERIAL	body in black anodized aluminium screen in serigraphed, tempered, transparent extra-clear glass (optics version) screen in white, serigraphed, tempered extra-clear glass (diffuse version)	body in black anodized aluminium screen in serigraphed, tempered, transparent extra-clear glass (optics version) screen in white, serigraphed, tempered extra-clear glass (diffuse version)
POWER SUPPLY UNIT	not included, see p. 197	not included, see p. 197
POWER CABLES	includes 1.5 m neoprene cable H05RN-F 2x0.75/0.75 Ø6.3 mm	includes 1.5 m neoprene cable H05RN-F 2x0.75/0.75 Ø6.3 mm
WIRING	parallel	parallel
MOUNTING	recessed (ground)	recessed (ceiling, wall, ground)
ACCESSORIES	see p. 196	see p. 196
NOTES		

LITUS 5.2

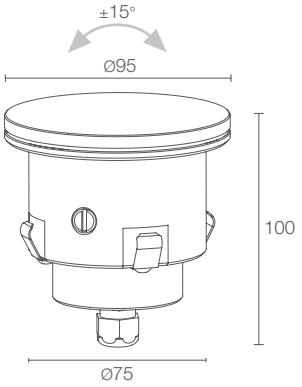

Ø 150 mm
H 160 mm

kg 0.70 IP67 IK08

A A+ A++ IPS T max 40°C

	6W 24Vdc white light **LT5200** ■ ■ **A V** max 9W max 350mA RGB light **LT52916** ■ **V**
■	**F** - 2700K **5** - 3000K **9** - 4000K
■	**S** - 7° tiltable ±15° **M** - 25° tiltable ±15° **L** - 40° tiltable ±15°
	436 lm (3000K) RGB: 206 lm, R: 76 lm G: 98 lm B: 32 lm (350mA)
	302 lm (3000K, 25°) RGB: 147 lm, R: 54 lm G: 70 lm B: 23 lm (350mA, 25°)
	3 power LEDs RGB: 3 full-colour LEDs
	body in black anodized aluminium screen in serigraphed, tempered, transparent extra-clear glass
	not included, see p. 197
	includes 1.5 m neoprene cable H05RN-F 2x0.75/0.75 Ø6.3 mm RGB: includes 1.5 m FEP+RUB cable (equivalent to H05RN-F) 6x0.50/0.50 Ø6.3 mm
	parallel RGB: series
	recessed (ground)
	see p. 196
	version with honeycomb louvre available on request

LITUS 5.3

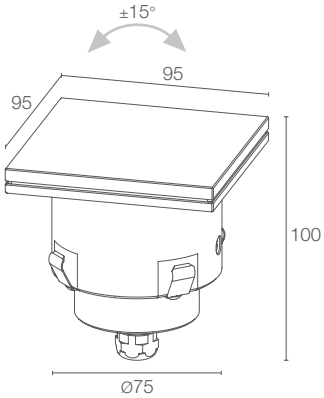

Ø 150 mm
H 160 mm

98x98 mm

kg 0.70 IP67 IK08

A A+ A++ IPS T max 40°C

	6W 24Vdc white light **LT5300** ■ ■ **A V** max 9W max 350mA RGB light **LT53916** ■ **V**
■	**F** - 2700K **5** - 3000K **9** - 4000K
■	**S** - 7° tiltable ±15° **M** - 25° tiltable ±15° **L** - 40° tiltable ±15°
	436 lm (3000K) RGB: 206 lm, R: 76 lm G: 98 lm B: 32 lm (350mA)
	302 lm (3000K, 25°) RGB: 147 lm, R: 54 lm G: 70 lm B: 23 lm (350mA, 25°)
	3 power LEDs RGB: 3 full-colour LEDs
	body in black anodized aluminium screen in serigraphed, tempered, transparent extra-clear glass
	not included, see p. 197
	includes 1.5 m neoprene cable H05RN-F 2x0.75/0.75 Ø6.3 mm RGB: includes 1.5 m FEP+RUB cable (equivalent to H05RN-F) 6x0.50/0.50 Ø6.3 mm
	parallel RGB: series
	recessed (ceiling, wall, ground)
	see p. 196
	version with honeycomb louvre available on request

LITUS

ACCESSORIES AND POWER SUPPLY UNITS

ANTI-GLARE ACCESSORIES

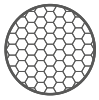

WH0100 (Litus 1.0 / 1.6)

WH0200 (Litus 2.0 / 2.1)

WH0501 (Litus 5.0 / 5.1)

Honeycomb louvre

order together with the lighting fixture

- the honeycomb louvre can be provided on all fixed optics except for the diffuse optics
- on the versions with white LED colour

ACCESSORIES FOR INSTALLATION

WC4010
Outer casing
(Litus 1.0 / 1.6)

WC4011
Outer casing
(Litus 1.1 / 1.7)

WC4020
Outer casing
(Litus 2.0 / 2.2 / 2.8)



WC4021
Outer casing
(Litus 2.1 / 2.3 / 2.9)

WC4050
Outer casing
(Litus 5.0 / 5.2)

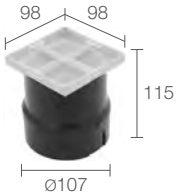

WC4051
Outer casing
(Litus 5.1 / 5.3)

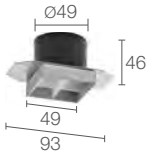

WC4511
Outer casing for plasterboard
(Litus 1.1 / 1.7)

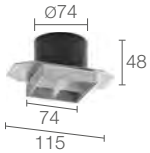

WC4521
Outer casing for plasterboard
(Litus 2.1 / 2.3 / 2.9)



WC4551
Outer casing for plasterboard
(Litus 5.1 / 5.3)

WL0100
Suction cup
(Litus 1.0 / 1.1 / 1.6 / 1.7 / 2.0 / 2.1 / 2.2 / 2.3 / 2.8 / 2.9)

WL0500
Suction cup
(Litus 5.0 / 5.1 / 5.2 / 5.3)

POWER CABLES

Neoprene cables
H05RN-F 2x0.75/0.75 Ø6.3 mm
IPS

WF6005 - 5 m
WF6010 - 10 m
WF6015 - 15 m
WF6020 - 20 m

(Litus 1.0 / 1.1 / 2.2 / 2.3)

WF8605 - 5 m
WF8610 - 10 m
WF8615 - 15 m
WF8620 - 20 m

(Litus 1.6 / 1.7 / 2.0 / 2.1 /
2.8 / 2.9 / 5.0 / 5.1 / 5.2 / 5.3)
white LED colour

order together with the lighting fixture

FEP+RUB cables
(equivalent to H05RN-F)
6x0.50/0.50 Ø6.3 mm
IPS

WF7305 - 5 m
WF7310 - 10 m
WF7315 - 15 m
WF7320 - 20 m

(Litus 2.0 / 2.1 / 5.2 / 5.3)
RGB

POWER SUPPLY UNITS Litus 1.0 / 1.1

350mA

Max no. fixtures	PSU	IP	Page
1/3	A13350VL	20	669
1/15	ACUNI020T1	20	668 669
3/9	A19350QL	20	669
5/12	A312350QL	20	669
1/12 Dimmer	ADUNITC	20	672 673 674
2/6	A16350IP67	67	669
5/12	A312350IP67	67	669

500mA

Max no. fixtures	PSU	IP	Page
1/3	A13500TC	20	669
1/10	ACUNI020T1	20	668 669
2/5	A15500QL	20	669
5/10	A310500QL	20	669
1/12 Dimmer	ADUNITC	20	672 673 674
1/4	A14500IP67	67	669
5/10	A310500IP67	67	669

POWER SUPPLY UNITS Litus 1.6 / 1.7 / 2.8 / 2.9 / 5.0 / 5.1

Max no. fixtures	PSU	IP	Page
1...n	24Vdc	20	671
1...n	24Vdc	67	671

POWER SUPPLY UNITS Litus 2.0 / 2.1 / 5.2 / 5.3

Max no. fixtures	PSU	IP	Page
1...n	24Vdc	20	671
1...n	24Vdc	67	671
-	RGB controller	-	679-684

POWER SUPPLY UNITS Litus 2.2 / 2.3

350mA

Max no. fixtures	PSU	IP	Page
1/3	A13350VL	20	669
1/15	ACUNI020T1	20	668 669
3/9	A19350QL	20	669
5/12	A312350QL	20	669
1/12 Dimmer	ADUNITC	20	672 673 674
2/6	A16350IP67	67	669
5/12	A312350IP67	67	669

500mA

Max no. fixtures	PSU	IP	Page
1/3	A13500TC	20	669
1/15	ACUNI020T1	20	668 669
2/5	A15500QL	20	669
5/10	A310500QL	20	669
1/12 Dimmer	ADUNITC	20	672 673 674
1/4	A14500IP67	67	669
5/10	A310500IP67	67	669

LITUS

PHOTOMETRIC DATA

LITUS 1.0 / 1.1 / 1.6 / 1.7

S - 10°

H (m)	Ø (m)	Lux max (3000K)
1,00	0,19	2222
2,00	0,37	556
3,00	0,56	247
4,00	0,74	139
5,00	0,93	89

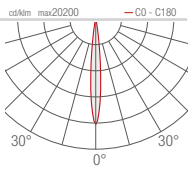

M - 20°

H (m)	Ø (m)	Lux max (3000K)
1,00	0,35	624
2,00	0,70	156
3,00	1,05	69
4,00	1,40	39
5,00	1,75	25

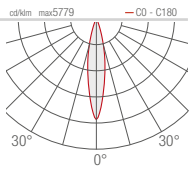

LITUS 2.0 / 2.1

S - 7°

H (m)	Ø (m)	Lux max (3000K)
1,00	0,12	6884
2,00	0,24	1721
3,00	0,36	765
4,00	0,48	430
5,00	0,60	275

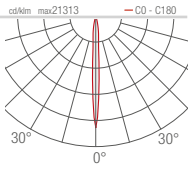

M - 25°

H (m)	Ø (m)	Lux max (3000K)
1,00	0,44	1275
2,00	0,88	319
3,00	1,32	142
4,00	1,77	80
5,00	2,21	51

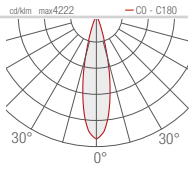

LITUS 2.2 / 2.3 / 2.8 / 2.9

S - 10°

H (m)	Ø (m)	Lux max (3000K)
1,00	0,19	2222
2,00	0,37	556
3,00	0,56	247
4,00	0,74	139
5,00	0,93	89

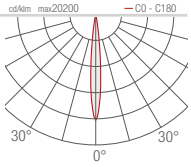

M - 20°

H (m)	Ø (m)	Lux max (3000K)
1,00	0,35	624
2,00	0,70	156
3,00	1,05	69
4,00	1,40	39
5,00	1,75	25

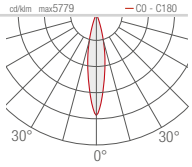

LITUS 5.0 / 5.1

S - 10°

H (m)	Ø (m)	Lux max (3000K)
1,00	0,17	15593
2,00	0,33	3898
3,00	0,50	1733
4,00	0,66	975
5,00	0,83	624

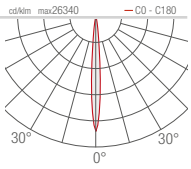

M - 25°

H (m)	Ø (m)	Lux max (3000K)
1,00	0,44	2824
2,00	0,88	796
3,00	1,32	314
4,00	1,77	176
5,00	2,21	113

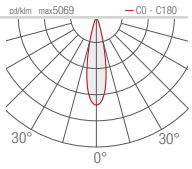

LITUS 5.2 / 5.3

S - 7°

H (m)	Ø (m)	Lux max (3000K)
1,00	0,12	6884
2,00	0,24	1721
3,00	0,36	765
4,00	0,48	430
5,00	0,60	275

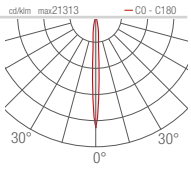

M - 25°

H (m)	Ø (m)	Lux max (3000K)
1,00	0,44	1275
2,00	0,88	319
3,00	1,32	142
4,00	1,77	80
5,00	2,21	51

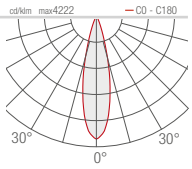

L - 46°

H (m)	Ø (m)	Lux max (3000K)
1,00	0,87	181
2,00	1,74	45
3,00	2,60	20
4,00	3,47	11
5,00	4,34	7

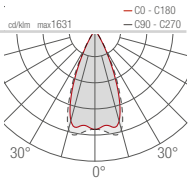

D - Diffuse

H (m)	Ø (m)	Lux max (3000K)
1,00	4,14	3
2,00	8,27	1
3,00	-	-
4,00	-	-
5,00	-	-

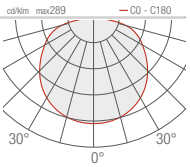

L - 40°

H (m)	Ø (m)	Lux max (3000K)
1,00	0,69	430
2,00	1,38	107
3,00	2,07	48
4,00	2,75	27
5,00	3,44	17

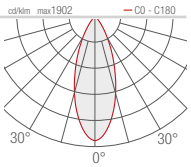

D - Diffuse

H (m)	Ø (m)	Lux max (3000K)
1,00	3,32	18
2,00	6,65	4
3,00	9,97	2
4,00	13,29	1
5,00	16,62	1

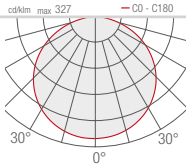

L - 46°

H (m)	Ø (m)	Lux max (3000K)
1,00	0,87	181
2,00	1,74	45
3,00	2,60	20
4,00	3,47	11
5,00	4,34	7

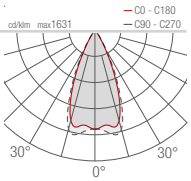

L - 40°

H (m)	Ø (m)	Lux max (3000K)
1,00	0,75	1041
2,00	1,50	260
3,00	2,25	116
4,00	3,00	65
5,00	3,75	42

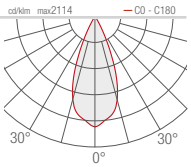

D - Diffuse

H (m)	Ø (m)	Lux max (3000K)
1,00	3,32	32
2,00	6,65	8
3,00	9,97	4
4,00	13,29	2
5,00	16,62	1

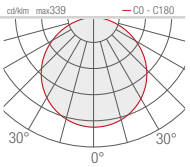

L - 40°

H (m)	Ø (m)	Lux max (3000K)
1,00	0,69	430
2,00	1,38	107
3,00	2,07	48
4,00	2,75	27
5,00	3,44	17

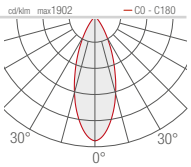

RONDÒ

OUTDOOR RECESSED

RONDÒ 1.1

Ø100 mm
2W 24Vdc

RONDÒ 1.2

Ø100 mm
4W 24Vdc

RONDÒ 2.1

Ø100 mm
2W 24Vdc

RONDÒ 3.4

Ø160 mm
8W 24Vdc
8W 230Vac

RONDÒ 3.1

Ø160 mm
3W 24Vdc
3W 230Vac

RONDÒ 3.2

Ø160 mm
5W 24Vdc
5W 230Vac

< **RONDÒ 3.4**
3000K, 8W, radial, micro-blasted stainless steel

Light planning by / Cristian Turra
Private residence, Iseo, Brescia, Italy

RONDÒ

UNIQUE SELLING POINTS

BUILT-IN PROTECTION SYSTEMS:

PID PROTECTIVE IMPEDANCE DEVICE (RONDÒ 3)

IPS INTELLIGENT PROTECTION SYSTEM

CONTROLLED UPWARD BEAM AVOIDS LIGHT POLLUTION

ANTI-VANDAL SCREW IN THE SAME FINISH AS THE FIXTURE

ON REQUEST: RAL FINISH



DRIVE-OVER UP TO 5000 KG

5-STEP MATERIAL PROTECTION, AND OXIDATION AND CORROSION RESISTANCE

Preparation for painting with ALODINE NT-E® coating
Epoxy paint
Polyester paint
Paints compliant with Qualicoat architectural coating standard
Tested in saline mist (over 1000 hours)

BODY AND SCREWS IN AISI 316L STAINLESS STEEL

SCREEN IN ANTI-UV POLYCARBONATE

10° OPTICS

RADIAL OPTICS

DOUBLE-BEAM RADIAL OPTICS

RONDÒ 1 - 2

v
RONDÒ 2.1
3000K, 2W, radial, micro-blasted stainless steel

Project by / arch. Fernanda Cantone
Light planning by / Light Style
Photo by / Simone Aprile
Castello Tafuri Charming Suites
Portopalo di Capo Passero, Syracuse, Italy



RONDÒ 1.1

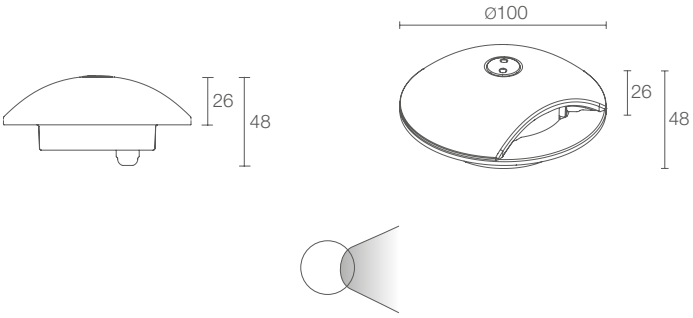

kg 5000 kg 0.60 IP67 IK08
A A+ A++ IPS T max 45°C

POWER / POWER SUPPLY	2W 24Vdc
CODE	**RD1100 H** Anthracite **RD1100 I** Micro-blasted stainless steel **RD1100 T** Cor-ten
LED COLOUR	**F** - 2700K **5** - 3000K **9** - 4000K
OPTICS	**S** - 10° **A** - radial
LUMEN OUTPUT AT SOURCE	185 lm (3000K)
DELIVERED LUMEN OUTPUT	65 lm (3000K, radial optics)
NO. AND TYPE OF LEDS	1 power LED
MATERIAL	body in AISI 316L stainless steel screen in Rilsan® Clear
POWER SUPPLY UNIT	not included, see p. 208
POWER CABLES	includes 1.5 m neoprene cable H05RN-F 2x0.35/0.75 Ø6.3 mm
MOUNTING	recessed (ground)
ACCESSORIES	see p. 208

RONDÒ 1.2

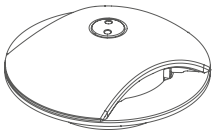

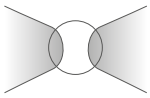

kg 5000 kg 0.60 IP67 IK08

A A+ A++ IPS T max 45°C

	4W 24Vdc **RD1200** ■ ■ **H** Anthracite **RD1200** ■ ■ **I** Micro-blasted stainless steel **RD1200** ■ ■ **T** Cor-ten
■	**F** - 2700K **5** - 3000K **9** - 4000K
■	**S** - 10° **A** - radial
	185 lm (3000K) per beam
	65 lm (3000K, radial optics) per beam
	2 power LEDs
	body in AISI 316L stainless steel screen in Rilsan® Clear
	not included, see p. 208
	includes 1.5 m neoprene cable H05RN-F 2x0.35/0.75 Ø6.3 mm
	recessed (ground)
	see p. 208

RONDÒ 2.1

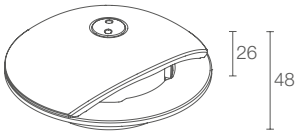

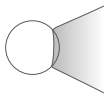

kg 5000 kg 0.60 IP67 IK08

A A+ A++ IPS T max 45°C

	2W 24Vdc **RD2100** ■ ■ **H** Anthracite **RD2100** ■ ■ **I** Micro-blasted stainless steel **RD2100** ■ ■ **T** Cor-ten
■	**F** - 2700K **5** - 3000K **9** - 4000K
■	**S** - 10° **A** - radial
	185 lm (3000K)
	85 lm (3000K, radial optics)
	1 power LED
	body in AISI 316L stainless steel screen in Rilsan® Clear
	not included, see p. 208
	includes 1.5 m neoprene cable H05RN-F 2x0.35/0.75 Ø6.3 mm
	recessed (ground)
	see p. 208

RONDÒ 3

RONDÒ 3.4
3000K, 8W, radial, micro-blasted stainless steel

RONDÒ 3.1

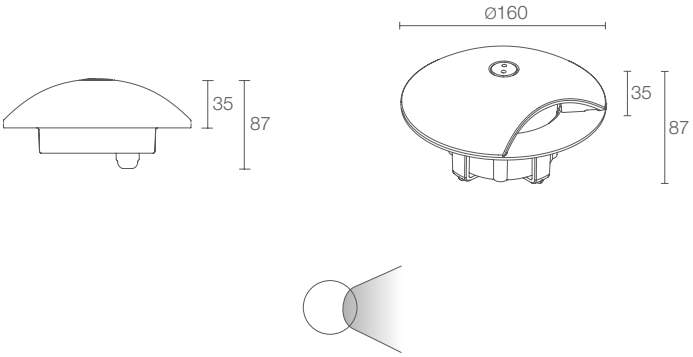

kg 5000 kg 1.80 IP67 IK08
A A+ A++ IPS PID T max 45°C

POWER / POWER SUPPLY **CODE**	3W 24Vdc **RD3100 H** Anthracite **RD3100 I** Micro-blasted stainless steel **RD3100 T** Cor-ten 3W 230Vac **RD3110 H** Anthracite **RD3110 I** Micro-blasted stainless steel **RD3110 T** Cor-ten
LED COLOUR	**F** - 2700K **5** - 3000K **9** - 4000K
OPTICS	**S** - 10° **A** - radial
LUMEN OUTPUT AT SOURCE	185 lm (3000K)
DELIVERED LUMEN OUTPUT	90 lm (3000K, radial optics)
NO. AND TYPE OF LEDS	1 power LED
MATERIAL	body in AISI 316L stainless steel screen in Rilsan® Clear
POWER SUPPLY UNIT	230Vac: built in 24Vdc: not included, see p. 208
POWER CABLES	230Vac: includes 1.5 m neoprene cable H05RN-F 3x1.0 Ø7 mm 24Vdc: includes 1.5 m neoprene cable H05RN-F 2x0.35/0.75 Ø6.3 mm
MOUNTING	recessed (ground)
ACCESSORIES	see p. 208

RONDÒ 3.2

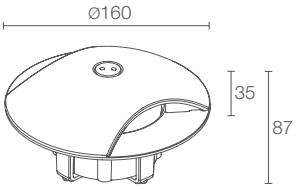

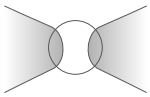

kg 5000 kg 1.80 IP67 IK08
24Vdc
A A+ A++ IPS PID T max 45°C

	5W 24Vdc **RD3200** **H** Anthracite **RD3200** **I** Micro-blasted stainless steel **RD3200** **T** Cor-ten 5W 230Vac **RD3210** **H** Anthracite **RD3210** **I** Micro-blasted stainless steel **RD3210** **T** Cor-ten
	F - 2700K **5** - 3000K **9** - 4000K
	S - 10° **A** - radial
	185 lm (3000K) per beam
	90 lm (3000K, radial optics) per beam
	2 power LEDs
	body in AISI 316L stainless steel screen in Rilsan® Clear
	230Vac: built in 24Vdc: not included, see p. 208
	230Vac: includes 1.5 m neoprene cable H05RN-F 3x1.0 Ø7 mm 24Vdc: includes 1.5 m neoprene cable H05RN-F 2x0.35/0.75 Ø6.3 mm
	recessed (ground)
	see p. 208

RONDÒ 3.4

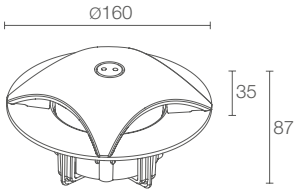

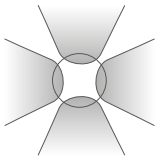

kg 5000 kg 1.80 IP67 IK08
24Vdc
A A+ A++ IPS PID T max 45°C

	8W 24Vdc **RD3400** **H** Anthracite **RD3400** **I** Micro-blasted stainless steel **RD3400** **T** Cor-ten 8W 230Vac **RD3410** **H** Anthracite **RD3410** **I** Micro-blasted stainless steel **RD3410** **T** Cor-ten
	F - 2700K **5** - 3000K **9** - 4000K
	S - 10° **A** - radial
	185 lm (3000K) per beam
	90 lm (3000K, radial optics) per beam
	4 power LEDs
	body in AISI 316L stainless steel screen in Rilsan® Clear
	230Vac: built in 24Vdc: not included, see p. 208
	230Vac: includes 1.5 m neoprene cable H05RN-F 3x1.0 Ø7 mm 24Vdc: includes 1.5 m neoprene cable H05RN-F 2x0.35/0.75 Ø6.3 mm
	recessed (ground)
	see p. 208

RONDÒ

ACCESSORIES AND POWER SUPPLY UNITS

ACCESSORIES FOR INSTALLATION

WC0100
Outer casing
(Rondò 1.1 / 1.2 / 2.1)

WC0103
Outer casing
(Rondò 1.1 / 1.2 / 2.1)

WC0601
Outer casing
(Rondò 3.1 / 3.2 / 3.4)

WC0701
Outer casing
(Rondò 3.1 / 3.2 / 3.4)

WC0150
Outer casing
(Rondò 1.1 / 1.2 / 2.1)

for spare parts see p. 704

POWER CABLES

Neoprene cables
H05RN-F 2x0.35/0.75 Ø6.3 mm
IPS

WF8405 - 5 m
WF8410 - 10 m
WF8415 - 15 m
WF8420 - 20 m

(Rondò 1.1 / 1.2 / 2.1
Rondò 3.1 / 3.2 24Vdc version)

order together with the lighting fixture

POWER SUPPLY UNITS

Max no. fixtures	PSU	IP	Page
1...n	24Vdc	20	671
1...n	24Vdc	67	671



RONDÒ

PHOTOMETRIC DATA

RONDÒ 1.1

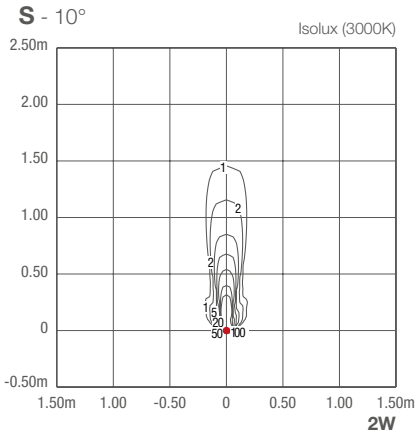

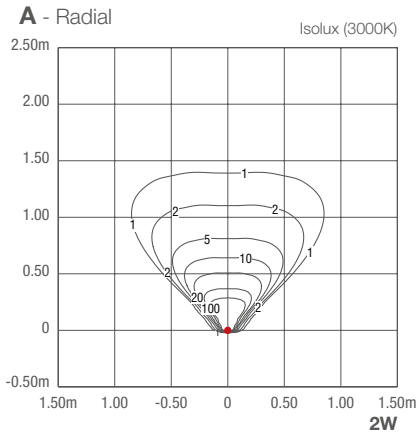

RONDÒ 2.1

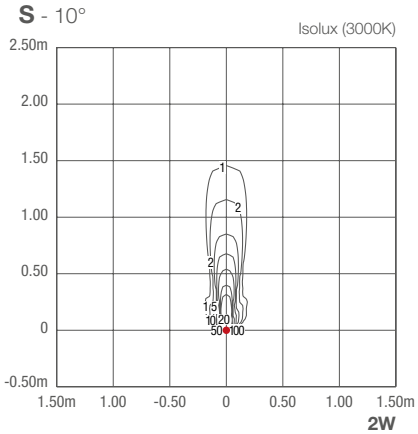

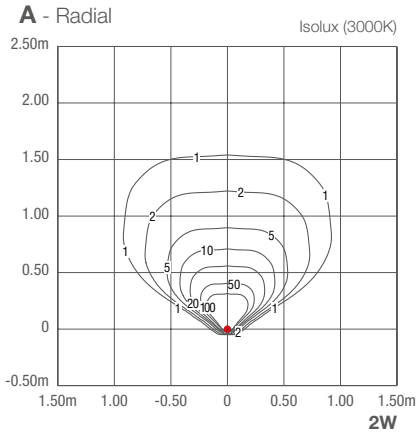

RONDÒ 3.1

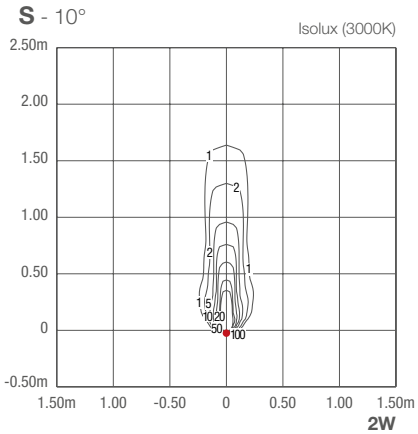

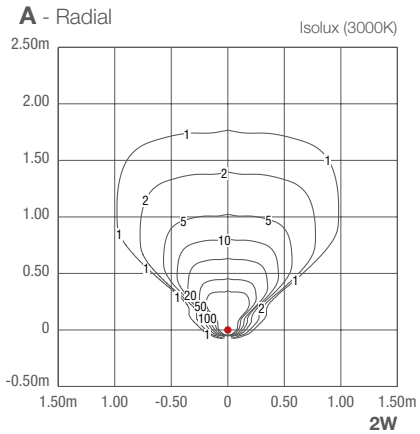

< **RONDÒ 2.1**
3000K, 2W, radial, micro-blasted stainless steel

Project by / arch. Fernanda Cantone
Light planning by / Light Style
Photo by / Simone Aprile
Castello Tafuri Charming Suites
Portopalo di Capo Passero, Syracuse, Italy

SMOOTHY

OUTDOOR RECESSED

SMOOTHY 1.0

Ø54 mm
max 2W max 500mA

SMOOTHY 2.0

Ø84 mm
2W 24Vdc
max 9W max 350mA

SMOOTHY 2.2

Ø84 mm
max 2W max 500mA
tiltable optics

SMOOTHY 5.0

Ø109 mm
10W 24Vdc

SMOOTHY 5.2

Ø109 mm
6W 24Vdc
max 9W max 350mA
tiltable optics

SMOOTHY 1.6

Ø54 mm
2W 24Vdc

SMOOTHY 2.8

Ø84 mm
2W 24Vdc
tiltable optics

< **SMOOTHY 2.0**
3000K, 6W, 25°
RONDÒ 1.1
3000K, 2W, radial, micro-blasted stainless steel

Courtesy of / Municipality of Cittadella, Padua, Italy

SMOOTHY 1

SMOOTHY 1.0

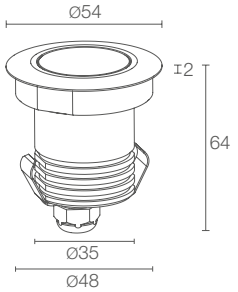

Ø 180 mm
H 110 mm

Ø 48 mm

kg 0.27 IP67 IK07

A A+ A++ IPS T max 50°C

POWER / POWER SUPPLY **CODE**	max 2W max 500mA **SY1012** ■ ■ **I**
■ **LED COLOUR**	**F** - 2700K **5** - 3000K **9** - 4000K **0** - 5000K
■ **OPTICS**	**S** - 10° **M** - 20° **L** - 46° **D** - diffuse
LUMEN OUTPUT AT SOURCE	145 lm (3000K, 500mA)
DELIVERED LUMEN OUTPUT	108 lm (3000K, 500mA, 20°)
NO. AND TYPE OF LEDS	1 power LED
MATERIAL	body in anodized aluminium trim in AISI 316L stainless steel screen in tempered, transparent extra-clear glass (optics version) screen in sandblasted, tempered extra-clear glass (diffuse version)
POWER SUPPLY UNIT	not included, see p. 219 and 668
POWER CABLES	includes 1.5 m neoprene cable H05RN-F 2x0.75/0.75 Ø6.3 mm
WIRING	series
MOUNTING	recessed (ceiling, wall, ground)
ACCESSORIES	see p. 218

SMOOTHY 1.6

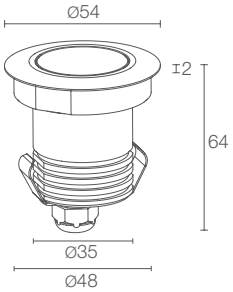

Ø 180 mm
H 110 mm

Ø 48 mm

kg 0.27 IP67 IK07

A A+ A++ IPS T max 50°C

	2W 24Vdc **SY1600** ■ ■ **I**
■	**F** - 2700K **5** - 3000K **9** - 4000K **0** - 5000K
■	**S** - 10° **M** - 20° **L** - 46° **D** - diffuse
	145 lm (3000K)
	108 lm (3000K, 20°)
	1 power LED
	body in anodized aluminium trim in AISI 316L stainless steel screen in tempered, transparent extra-clear glass (optics version) screen in sandblasted, tempered extra-clear glass (diffuse version)
	not included, see p. 219
	includes 1.5 m neoprene cable H05RN-F 2x0.75/0.75 Ø6.3 mm
	parallel
	recessed (ceiling, wall, ground)
	see p. 218

< SMOOTHY 2.2
2700K, 2W, 46°

SMOOTHY 2

SMOOTHY 2.0

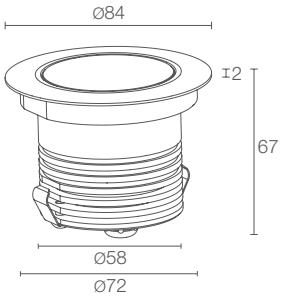

Ø 200 mm
H 140 mm

Ø 75 mm

kg 0.40 IP67 IK08

A A+ A++ IPS T max 50°C

v
SMOOTHY 2.0
3000K, 6W, 40°

POWER / POWER SUPPLY CODE	6W 24Vdc white light **SY2000** ■ ■ **I** max 9W max 350mA RGB light **SY20916** ■ **I**
■ **LED COLOUR**	**F** - 2700K **5** - 3000K **9** - 4000K **0** - 5000K
■ **OPTICS**	**S** - 7° **M** - 25° **L** - 40° **D** - diffuse
LUMEN OUTPUT AT SOURCE	436 lm (3000K) RGB: 206 lm, R: 76 lm G: 98 lm B: 32 lm (350mA)
DELIVERED LUMEN OUTPUT	302 lm (3000K, 25°) RGB: 147 lm, R: 54 lm G: 70 lm B: 23 lm (350mA, 25°)
NO. AND TYPE OF LEDS	3 power LEDs RGB: 3 full-colour LEDs
MATERIAL	body in anodized aluminium trim in AISI 316L stainless steel screen in tempered, transparent extra-clear glass (optics version) screen in sandblasted, tempered extra-clear glass (diffuse version)
POWER SUPPLY UNIT	not included, see p. 219
POWER CABLES	includes 1.5 m neoprene cable H05RN-F 2x0.75/0.75 Ø6.3 mm RGB: includes 1.5 m FEP+RUB (equivalent to H05RN-F) 6x0.50/0.50 Ø6.3 mm
WIRING	parallel RGB: series
MOUNTING	recessed (ceiling, wall, ground)
ACCESSORIES	see p. 218
NOTES	

SMOOTHY 2.2

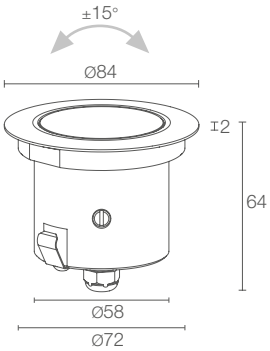

Ø 180 mm
H 120 mm

Ø 75 mm

kg 0.30 IP67 IK08

A A+ A++ IPS T max 50°C

max 2W max 500mA
SY2212 **I**

F - 2700K
5 - 3000K
9 - 4000K
0 - 5000K

S - 10° tiltable ±15°
M - 20° tiltable ±15°
L - 46° tiltable ±15°

145 lm (3000K, 500mA)

108 lm (3000K, 500mA, 20°)

1 power LED

body in anodized aluminium
trim in AISI 316L stainless steel
screen in tempered, transparent extra-clear glass

not included, see p. 219 and 668

includes 1.5 m neoprene cable
H05RN-F 2x0.75/0.75 Ø6.3 mm

series

recessed (ceiling, wall, ground)

see p. 218

version with honeycomb louvre available on request

SMOOTHY 2.8

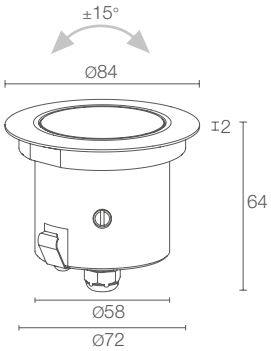

Ø 180 mm
H 120 mm

Ø 75 mm

kg 0.30 IP67 IK08

A A+ A++ IPS T max 50°C

2W 24Vdc
SY2800 **I**

F - 2700K
5 - 3000K
9 - 4000K
0 - 5000K

S - 10° tiltable ±15°
M - 20° tiltable ±15°
L - 46° tiltable ±15°

145 lm (3000K)

108 lm (3000K, 20°)

1 power LED

body in anodized aluminium
trim in AISI 316L stainless steel
screen in tempered, transparent extra-clear glass

not included, see p. 219

includes 1.5 m neoprene cable
H05RN-F 2x0.35/0.75 Ø6.3 mm

parallel

recessed (ceiling, wall, ground)

see p. 218

version with honeycomb louvre available on request

SMOOTHY 5

< **SMOOTHY 5.2**
3000K, 6W, 25°, customized version
with green RAL finish

L&L stand, Myplant & Garden 2017
Milan, Italy

SMOOTHY 5.0

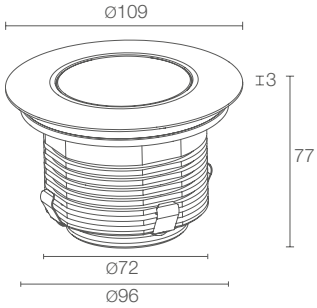

Ø 220 mm
H 150 mm
Ø 100 mm
kg 0.80 IP67 IK08
A A+ A++ IPS T max 50°C

SMOOTHY 5.2

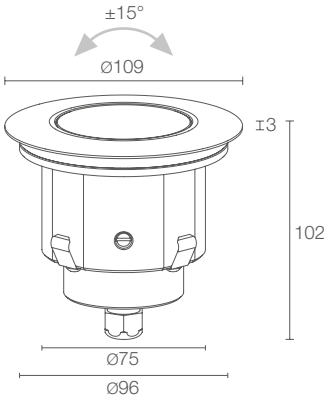

Ø 220 mm
H 160 mm
Ø 100 mm
kg 0.65 IP67 IK08
A A+ A++ IPS T max 50°C

	SMOOTHY 5.0	SMOOTHY 5.2
POWER / POWER SUPPLY	10W 24Vdc	6W 24Vdc white light
CODE	**SY5000** ■ ■ **I**	**SY5200** ■ ■ **I** max 9W max 350mA RGB light **SY52916** ■ **I**
■ **LED COLOUR**	**F** - 2700K **5** - 3000K **9** - 4000K **0** - 5000K	■ **F** - 2700K **5** - 3000K **9** - 4000K **0** - 5000K
■ **OPTICS**	**S** - 10° **M** - 25° **L** - 40° **D** - diffuse	■ **S** - 7° tiltable ±15° **M** - 25° tiltable ±15° **L** - 40° tiltable ±15°
LUMEN OUTPUT AT SOURCE	727 lm (3000K)	436 lm (3000K) RGB: 206 lm, R: 76 lm G: 98 lm B: 32 lm (350mA)
DELIVERED LUMEN OUTPUT	557 lm (3000K, 25°)	302 lm (3000K, 25°) RGB: 147 lm, R: 54 lm G: 70 lm B: 23 lm (350mA, 25°)
NO. AND TYPE OF LEDS	5 power LEDs	3 power LEDs RGB: 3 full-colour LEDs
MATERIAL	body in anodized aluminium trim in AISI 316L stainless steel screen in tempered, transparent extra-clear glass (optics version) screen in sandblasted, tempered extra-clear glass (diffuse version)	body in anodized aluminium trim in AISI 316L stainless steel screen in tempered, transparent extra-clear glass
POWER SUPPLY UNIT	not included, see p. 219	not included, see p. 219
POWER CABLES	includes 1.5 m neoprene cable H05RN-F 2x0.75/0.75 Ø6.3 mm	includes 1.5 m neoprene cable H05RN-F 2x0.75/0.75 Ø6.3 mm RGB: includes 1.5 m FEP+RUB cable (equivalent to H05RN-F) 6x0.50/0.50 Ø6.3 mm
WIRING	parallel	parallel RGB: series
MOUNTING	recessed (ceiling, wall, ground)	recessed (ceiling, wall, ground)
ACCESSORIES	see p. 218	see p. 218
NOTES		version with honeycomb louvre available on request

SMOOTHY

ACCESSORIES AND POWER SUPPLY UNITS

ANTI-GLARE ACCESSORIES

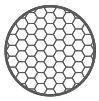

WH0100 (Smoothy 1.0 / 1.6)

WH0200 (Smoothy 2.0)

WH0502 (Smoothy 5.0)

Honeycomb louvre

order together with the lighting fixture

- the honeycomb louvre can be provided on all fixed optics except for the diffuse optics
- on the versions with white LED colour

ACCESSORIES FOR INSTALLATION

WC4010
Outer casing
(Smoothy 1.0 / 1.6)

WC4020
Outer casing
(Smoothy 2.0 / 2.2 / 2.8)

WC4050
Outer casing
(Smoothy 5.0 / 5.2)

WG0501
Fixing springs for installation
(Smoothy 1.0 / 1.6)

WG0502
Fixing springs for installation
(Smoothy 2.0 / 2.2 / 2.8)

WG0505
Fixing springs for installation
(Smoothy 5.0 / 5.2)

WL0100
Suction cup
(Smoothy 1.0 / 1.6 / 2.0 / 2.2 / 2.8)

WL0500
Suction cup
(Smoothy 5.0 / 5.2)

POWER CABLES

Neoprene cables
H05RN-F 2x0.75/0.75 Ø6.3 mm
IPS

WF6005 - 5 m
WF6010 - 10 m
WF6015 - 15 m
WF6020 - 20 m

(Smoothy 1.0 / 2.2)

WF8605 - 5 m
WF8610 - 10 m
WF8615 - 15 m
WF8620 - 20 m

(Smoothy 1.6 / 2.0 / 5.0 / 5.2)
white LED colour

Neoprene cables
H05RN-F 2x0.35/0.75 Ø6.3 mm
IPS

WF8405 - 5 m
WF8410 - 10 m
WF8415 - 15 m
WF8420 - 20 m

(Smoothy 2.8)

FEP+RUB cables
(equivalent to H05RN-F)
6x0.50/0.50 Ø6.3 mm
IPS

WF7305 - 5 m
WF7310 - 10 m
WF7315 - 15 m
WF7320 - 20 m

(Smoothy 2.0 / 5.2)
RGB

POWER SUPPLY UNITS Smoothy 1.0 / 2.2

350mA

Max no. fixtures	PSU	IP	Page
1/3	A13350VL	20	669
1/15	ACUNI020T1	20	668 669
3/9	A19350QL	20	669
5/12	A312350QL	20	669
1/12 Dimmer	ADUNITC	20	672 673 674
2/6	A16350IP67	67	669
5/12	A312350IP67	67	669

500mA

Max no. fixtures	PSU	IP	Page
1/3	A13500TC	20	669
1/10	ACUNI020T1	20	668 669
2/5	A15500QL	20	669
5/10	A310500QL	20	669
1/12 Dimmer	ADUNITC	20	672 673 674
1/4	A14500IP67	67	669
5/10	A310500IP67	67	669

POWER SUPPLY UNITS Smoothy 1.6 / 2.8 / 5.0

24Vdc

Max no. fixtures	PSU	IP	Page
1...n	24Vdc	20	671
1...n	24Vdc	67	671

POWER SUPPLY UNITS Smoothy 2.0 / 5.2

Max no. fixtures	PSU	IP	Page
1...n	24Vdc	20	671
1...n	24Vdc	67	671
-	RGB controller	-	679-684

SMOOTHY

PHOTOMETRIC DATA

SMOOTHY 1.0 1.6

S - 10°

H (m)	Ø (m)	Lux max (3000K)
1,00	0,19	2222
2,00	0,37	556
3,00	0,56	247
4,00	0,74	139
5,00	0,93	89

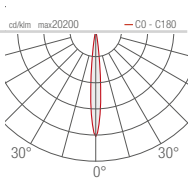

M - 20°

H (m)	Ø (m)	Lux max (3000K)
1,00	0,35	624
2,00	0,70	156
3,00	1,05	69
4,00	1,40	39
5,00	1,75	25

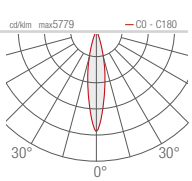

SMOOTHY 2.0

S - 7°

H (m)	Ø (m)	Lux max (3000K)
1,00	0,12	6884
2,00	0,24	1721
3,00	0,36	765
4,00	0,48	430
5,00	0,60	275

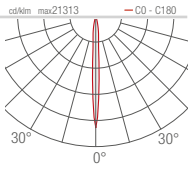

M - 25°

H (m)	Ø (m)	Lux max (3000K)
1,00	0,44	1275
2,00	0,88	319
3,00	1,32	142
4,00	1,77	80
5,00	2,21	51

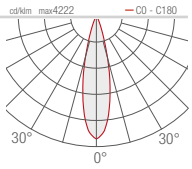

SMOOTHY 2.2 2.8

S - 10°

H (m)	Ø (m)	Lux max (3000K)
1,00	0,19	2222
2,00	0,37	556
3,00	0,56	247
4,00	0,74	139
5,00	0,93	89

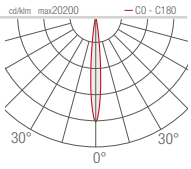

M - 20°

H (m)	Ø (m)	Lux max (3000K)
1,00	0,35	624
2,00	0,70	156
3,00	1,05	69
4,00	1,40	39
5,00	1,75	25

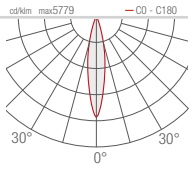

SMOOTHY 5.0

S - 10°

H (m)	Ø (m)	Lux max (3000K)
1,00	0,17	15593
2,00	0,33	3898
3,00	0,50	1733
4,00	0,66	975
5,00	0,83	624

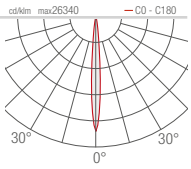

M - 25°

H (m)	Ø (m)	Lux max (3000K)
1,00	0,44	2824
2,00	0,88	796
3,00	1,32	314
4,00	1,77	176
5,00	2,21	113

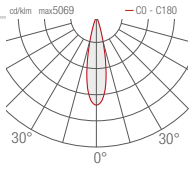

SMOOTHY 5.2

S - 7°

H (m)	Ø (m)	Lux max (3000K)
1,00	0,12	6884
2,00	0,24	1721
3,00	0,36	765
4,00	0,48	430
5,00	0,60	275

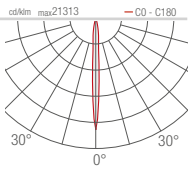

M - 25°

H (m)	Ø (m)	Lux max (3000K)
1,00	0,44	1275
2,00	0,88	319
3,00	1,32	142
4,00	1,77	80
5,00	2,21	51

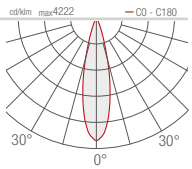

L - 46°

H (m)	Ø (m)	Lux max (3000K)
1,00	0,87	181
2,00	1,74	45
3,00	2,60	20
4,00	3,47	11
5,00	4,34	7

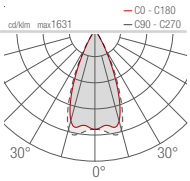

D - Diffuse

H (m)	Ø (m)	Lux max (3000K)
1,00	1,49	28
2,00	2,97	7
3,00	4,46	3
4,00	5,94	2
5,00	7,73	1

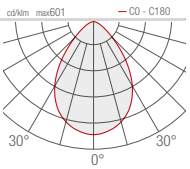

L - 40°

H (m)	Ø (m)	Lux max (3000K)
1,00	0,69	430
2,00	1,38	107
3,00	2,07	48
4,00	2,75	27
5,00	3,44	17

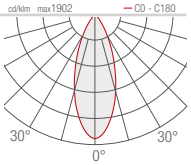

D - Diffuse

H (m)	Ø (m)	Lux max (3000K)
1,00	1,48	91
2,00	2,96	23
3,00	4,44	10
4,00	5,92	6
5,00	7,40	4

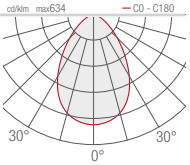

L - 46°

H (m)	Ø (m)	Lux max (3000K)
1,00	0,87	181
2,00	1,74	45
3,00	2,60	20
4,00	3,47	11
5,00	4,34	7

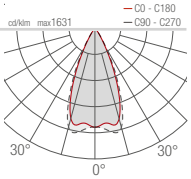

L - 40°

H (m)	Ø (m)	Lux max (3000K)
1,00	0,75	1041
2,00	1,50	260
3,00	2,25	116
4,00	3,00	65
5,00	3,75	42

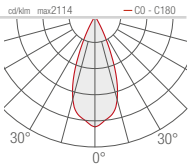

D - Diffuse

H (m)	Ø (m)	Lux max (3000K)
1,00	1,62	142
2,00	3,24	36
3,00	4,86	16
4,00	6,48	9
5,00	8,10	6

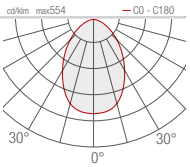

L - 40°

H (m)	Ø (m)	Lux max (3000K)
1,00	0,69	430
2,00	1,38	107
3,00	2,07	48
4,00	2,75	27
5,00	3,44	17

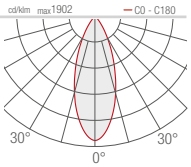

effed
arredame

STRA

OUTDOOR RECESSED

STRA 1.0

fixed optics and
66°x11° optics
adjustable
with magnet

STRA 2.0

manually
adjustable optics
±10° on the z axis
±30° on the x axis

STRA 3.0

2 manually adjustable
optical groups
±15° on the z axis
±30° on the x axis

STRA 4.0

motorized adjustable
optics
±10° in every direction

< STRA 1.0
3000K, 37W, 11°

STRA

UNIQUE SELLING POINTS

ELECTROPOLISHED, PASSIVATED
AISI 316L STAINLESS STEEL
THE BEST CORROSION TREATMENT

BUILT-IN
PROTECTION
SYSTEMS:

IPS
INTELLIGENT PROTECTION SYSTEM

PID
PROTECTIVE IMPEDANCE DEVICE

SPD
SURGE PROTECTION DEVICE

6-STEP MATERIAL PROTECTION,
AND OXIDATION AND CORROSION RESISTANCE

EN AB 47100 low-copper-content aluminium alloy
Preparation for painting with ALODINE NT-E® coating
Epoxy paint
Polyester paint
Paints compliant with Qualicoat architectural coating standard
Test in saline mist (over 1000 hours)

STRA 1.0: 66°X11° OPTICS ADJUSTABLE THROUGH 360° USING MAGNET INCLUDED (PATENT PENDING)

ANTI-GLARE
RECESSED OPTICS

HIGH-TRANSMITTANCE, TEMPERED,
TRANSPARENT EXTRA-CLEAR GLASS TO ENSURE
CHROMATIC UNIFORMITY OF LIGHT
THE 15MM GLASS THICKNESS ENSURES
MAXIMUM RESISTANCE TO KNOCKS

IK10

CRI 80 AND CRI 90
VERSIONS

DRIVE-OVER
UP TO 5000 KG

IP67
IP68
WITH PURPOSE-BUILT OUTER CASING

IP67
IP68

IP68 STAINLESS STEEL OUTER CASING
FOR INSTALLATION WITHOUT DRAINAGE

INFRARED REMOTE CONTROL
TO REMOTELY ADJUST THE LIGHT
BEAM BY ±10° (STRA 4.0)

WALL WASHER OPTICS
(STRA 1.0)

TWO INDEPENDENT OPTICAL GROUPS
(STRA 3.0)

STRA

STRA 1.0

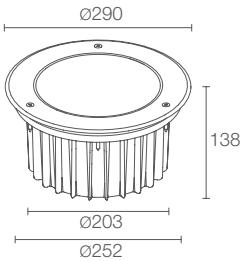

patent pending 66°x11°

Ø 660 mm
H 265 mm

Ø 210 mm

kg 5,00 kg 5000 IP67 IP68 IK10
with purpose-built outer casing

A A+ A++ IPS PID SPD T max 50°C

STRA 2.0

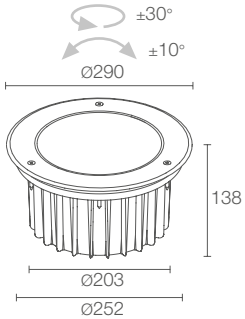

Ø 660 mm
H 265 mm

Ø 210 mm

kg 5,00 kg 5000 IP67 IP68 IK10
with purpose-built outer casing

A A+ A++ IPS PID SPD T max 50°C

	STRA 1.0	STRA 2.0
POWER / POWER SUPPLY CODE	37W 230Vac **CS1010** ■ ■ ■ **I** Micro-blasted stainless steel 37W 230Vac 1-10V **CS1010** ■ ■ ■ **IR** Micro-blasted stainless steel	25W 230Vac **CS2010** ■ ■ ■ **I** Micro-blasted stainless steel
■ **CRI**	**0** - 80 CRI **1** - 90 CRI	■ **0** - 80 CRI **1** - 90 CRI
■ **LED COLOUR**	**F** - 2700K **5** - 3000K **9** - 4000K	■ **F** - 2700K **5** - 3000K **9** - 4000K
■ **OPTICS**	**V** - 11° **S** - 14° **M** - 30° **L** - 37° **W** - 10°x45° **X** - 66°x11° tiltable **H** - wall washer	■ **V** - 11° tiltable **S** - 14° tiltable **M** - 30° tiltable **L** - 37° tiltable **W** - 10°x45° tiltable
LUMEN OUTPUT AT SOURCE	3402 lm (3000K, CRI 80) 3152 lm (3000K, CRI 90)	2187 lm (3000K, CRI 80) 2025 lm (3000K, CRI 90)
DELIVERED LUMEN OUTPUT	2024 lm (3000K, 30°, CRI 80) 2205 lm (3000K, 66°x11° tiltable, CRI 80) 1420 lm (3000K, wall washer, CRI 80) 1619 lm (3000K, 30°, CRI 90) 1764 lm (3000K, 66°x11° tiltable, CRI 90) 1136 lm (3000K, wall washer, CRI 90)	1350 lm (3000K, 30°, CRI 80) 1080 lm (3000K, 30°, CRI 90)
NO. AND TYPE OF LEDS	4 high-intensity power LEDs	4 high-intensity power LEDs
MATERIAL	body in die-cast aluminium trim in AISI 316L stainless steel screen in tempered, transparent extra-clear glass	body in die-cast aluminium trim in AISI 316L stainless steel screen in tempered, transparent extra-clear glass
POWER SUPPLY UNIT	built in	built in
POWER CABLES	includes 1.5 m neoprene cable H07RN-F 3x1.0 Ø9.3 mm	includes 1.5 m neoprene cable H07RN-F 3x1.0 Ø9.3 mm
MOUNTING	recessed (ground)	recessed (ground)
ACCESSORIES	see p. 228	see p. 228
NOTES	66°x11° optics adjustable through 360° using magnet included not suitable for use in swimming pools or fountains Stra P 1.0 projector version p. 445 DALI version available on request	manual adjustment of optics: ±10° on z-axis, ±30° on x-axis not suitable for use in swimming pools or fountains

STRA 3.0

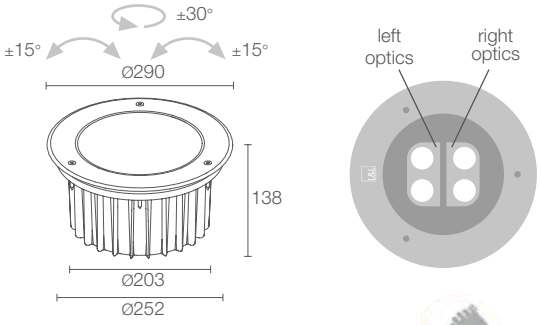

Ø 660 mm
H 265 mm
Ø 210 mm

kg 5,00 kg 5000 IP67 IP68 IK10
with purpose-built outer casing
A A+ A++ IPS PID SPD T max 50°C

25W 230Vac
CS3010 I Micro-blasted stainless steel

	0 - 80 CRI **1** - 90 CRI
	F - 2700K **5** - 3000K **9** - 4000K
	left optics: **V** - 11° tiltable **S** - 14° tiltable **M** - 30° tiltable **L** - 37° tiltable **W** - 10°x45° tiltable right optics: **V** - 11° tiltable **S** - 14° tiltable **M** - 30° tiltable **L** - 37° tiltable **W** - 10°x45° tiltable
	2411 lm (3000K, CRI 80) 2233 lm (3000K, CRI 90)
	1395 lm (3000K, 30°, CRI 80) 1116 lm (3000K, 30°, CRI 90)
	4 high-intensity power LEDs
	body in die-cast aluminium trim in AISI 316L stainless steel screen in tempered, transparent extra-clear glass
	built in
	includes 1.5 m neoprene cable H07RN-F 3x1.0 Ø9.3 mm
	recessed (ground)
	see p. 228
	2 optical groups, adjustable manually and singly: ±15° on the z axis, ±30° on the x axis not suitable for use in swimming pools or fountains

STRA 4.0

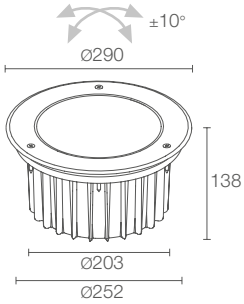

patent pending

required infrared remote control, not included

Ø 660 mm
H 265 mm
Ø 210 mm

kg 5,00 kg 5000 IP67 IP68 IK10
with purpose-built outer casing
A A+ A++ IPS PID SPD T max 50°C

25W 230Vac
CS4010 I Micro-blasted stainless steel

	0 - 80 CRI **1** - 90 CRI
	F - 2700K **5** - 3000K **9** - 4000K
	S - 14° tiltable **M** - 30° tiltable **L** - 37° tiltable **W** - 10°x45° tiltable
	2411 lm (3000K, CRI 80) 2233 lm (3000K, CRI 90)
	1395 lm (3000K, 30°, CRI 80) 1116 lm (3000K, 30°, CRI 90)
	4 high-intensity power LEDs
	body in die-cast aluminium trim in AISI 316L stainless steel screen in tempered, transparent extra-clear glass
	built in
	includes 1.5 m neoprene cable H07RN-F 3x1.0 Ø9.3 mm
	recessed (ground)
	see p. 228
	motorized adjustable optics: ±10° in every direction not suitable for use in swimming pools or fountains

STRA

ACCESSORIES

ANTI-GLARE ACCESSORIES

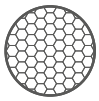

WH0610

Honeycomb louvre

order together with the lighting fixture

the honeycomb louvre can be provided on all fixed optics except for 66°x11° and wall washer optics

ACCESSORIES FOR INSTALLATION

WC5610

Outer casing in stainless steel

(Stra IP67)

WC5611

Outer casing in stainless steel

(Stra IP68)

WE0202

Tamper-resistant screw kit

WE0203

Screwdriver for tamper-resistant screws

TLC07

Infrared remote control

(Stra 4.0)

for spare parts see p. 704

STRA

PHOTOMETRIC DATA

STRA 1.0
2.0
3.0
4.0

V - 11° CRI 80 (Stra 1.0 - 2.0 - 3.0)

Lux max (3000K)

H (m)	Ø (m)	25W	37W
2,00	0,41	7260	10890
4,00	0,81	1815	2723
6,00	1,22	807	1210
8,00	1,63	454	681
10,00	2,03	290	436

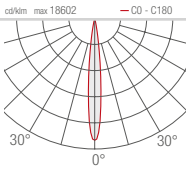

S - 14° CRI 80

Lux max (3000K)

H (m)	Ø (m)	25W	37W
2,00	0,49	3994	5993
4,00	0,99	999	1498
6,00	1,46	444	666
8,00	1,94	250	375
10,00	2,43	160	240

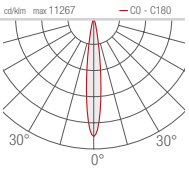

M - 30° CRI 80

Lux max (3000K)

H (m)	Ø (m)	25W	37W
2,00	1,06	1202	1803
4,00	2,11	301	451
6,00	3,24	134	200
8,00	4,31	75	113
10,00	5,39	48	72

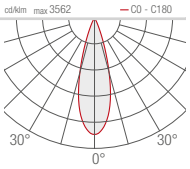

L - 37° CRI 80

Lux max (3000K)

H (m)	Ø (m)	25W	37W
2,00	1,34	769	1155
4,00	2,69	192	289
6,00	4,03	85	128
8,00	5,37	48	72
10,00	6,72	31	46

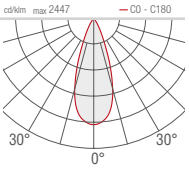

W - 10°x45° CRI 80

Lux max (3000K)

H (m)	Ø (m)	Ø (m)	25W	37W
2,00	1,63	0,47	1260	1890
4,00	3,26	0,95	315	473
6,00	4,89	1,42	140	210
8,00	6,51	1,90	79	118
10,00	8,14	2,37	50	76

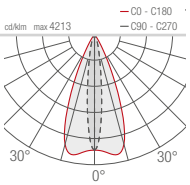

X - 66°x11° CRI 80 (Stra 1.0)

Lux max (3000K)

H (m)	Ø (m)	Ø (m)	
2,00	2,59	0,40	2454
4,00	5,19	0,80	613
6,00	7,78	1,20	273
8,00	10,38	1,60	153
10,00	12,97	2,00	98

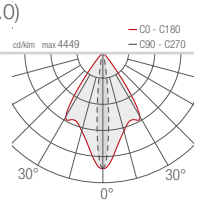

H - Wall washer CRI 80 (Stra 1.0)

Lux max (3000K)

H (m)	Ø (m)	Ø (m)	
2,00	0,86	2,11	639
4,00	1,73	4,23	160
6,00	2,59	6,34	71
8,00	3,45	8,46	40
10,00	4,32	10,57	26

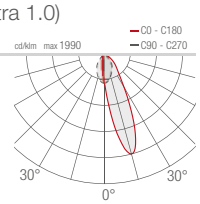

< **STRA 1.0**
3000K, 37W, 66°x11°

BRIGHT 316L

OUTDOOR RECESSED AND UNDERWATER

BRIGHT 1.0 316L

Ø35 mm
max 2W max 500mA

BRIGHT 2.0 316L

Ø133 mm
max 6W max 500mA

BRIGHT 5.0 316L

Ø201 mm
12W/18W 24Vdc
max 18W max 500mA

BRIGHT 1.6 316L

Ø35 mm
2W 24Vdc

BRIGHT 2.6 316L

Ø133 mm
6W 24Vdc

BRIGHT 1.8 316L

Ø35 mm
1.2W 12Vdc

< **BRIGHT 5.0 316L**
3000K, 12W, 20°

Project by / arch. Francesco Mancini
Photo © Cosmo Laera
Corte Martinelli, Andria, Italy

BRIGHT 1 316L

BRIGHT 1.0 316L

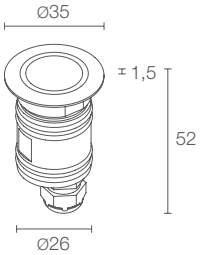

Ø 30 mm

kg 0.48 IP68 IK10

A A+ A++ IPS T max 50°C

POWER / POWER SUPPLY **CODE**	max 2W max 500mA **CW1012 A I**
LED COLOUR	**F** - 2700K **5** - 3000K **9** - 4000K **0** - 5000K **1** - blue
OPTICS	**S** - 10° **M** - 20° **L** - 40° **D** - diffuse
LUMEN OUTPUT AT SOURCE	145 lm (3000K, 500mA)
DELIVERED LUMEN OUTPUT	88 lm (3000K, 500mA, 20°)
NO. AND TYPE OF LEDS	1 power LED
MATERIAL	body and trim in AISI 316L stainless steel screen in tempered, transparent glass (optics version) screen in tempered, frosted glass (diffuse version)
POWER SUPPLY UNIT	not included, see p. 239 e 668
POWER CABLES	includes 5 m neoprene cable H05RN-F 2x0.35/0.75 Ø6.3 mm
WIRING	series
MOUNTING	recessed (wall, ground) max depth 10 m
ACCESSORIES	see p. 238
NOTES	version with elliptical optics available on request

BRIGHT 1.6 316L

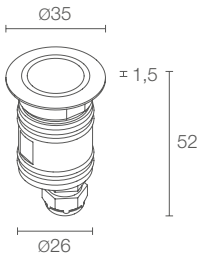

Ø 30 mm

kg 0.48 IP68 IK10

A A+ A++ IPS T max 50°C

	2W 24Vdc **CW1600** ■ ■ **I**
■	**F** - 2700K **5** - 3000K **9** - 4000K **0** - 5000K **1** - blue
■	**S** - 10° **M** - 20° **L** - 40° **D** - diffuse
	145 lm (3000K)
	88 lm (3000K, 20°)
	1 power LED
	body and trim in AISI 316L stainless steel screen in tempered, transparent glass (optics version) screen in tempered, frosted glass (diffuse version)
	not included, see p. 239
	includes 5 m neoprene cable H05RN-F 2x0.35/0.75 Ø6.3 mm
	parallel
	recessed (wall, ground) max depth 10 m
	see p. 238
	version with elliptical optics available on request

BRIGHT 1.8 316L

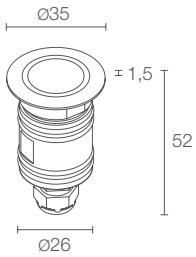

Ø 30 mm

kg 0.48 IP68 IK10

A A+ A++ IPS T max 50°C

	1.2W 12Vdc **CW1800 6** ■ **I**
	RGB
■	**DT** - diffuse transparent **DS** - diffuse sandblasted
	23 lm, R: 5 lm G: 10 lm B: 8 lm
	16 lm, R: 3 lm G: 7 lm B: 6 lm (diffuse transparent optics)
	1 mid power LED full colour
	body and trim in AISI 316L stainless steel screen in tempered, transparent glass (diffuse transparent optics version) screen in tempered glass (diffuse sandblasted optics version)
	not included, see p. 239
	includes 5 m neoprene cable 05RN-F 4x0.50/0.50 Ø6.3 mm
	parallel
	recessed (wall, ground) max depth 10 m
	see p. 238

Project by / Dunsky Gindy
Light planning by / Ailon Gavish Studio Twilight
Photo by / Omri Amsalem
Villa, Caesarea, Israel

BRIGHT 2 316L

BRIGHT 2.0 316L

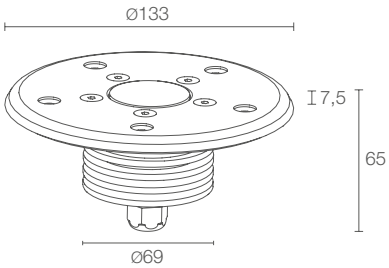

kg 1.60 IP68 IK10
A A+ A++ IPS T max 50°C

POWER / POWER SUPPLY **CODE**	max 6W max 500mA **CW2032** ■ ■ **A I**
■ **LED COLOUR**	**F** - 2700K **5** - 3000K **9** - 4000K **0** - 5000K **1** - blue **6** - RGB
■ **OPTICS**	**S** - 10° **M** - 24° **L** - 38°
LUMEN OUTPUT AT SOURCE	436 lm (3000K, 500mA) RGB: 277 lm, R: 102 lm G: 132 lm B: 43 lm (500mA)
DELIVERED LUMEN OUTPUT	314 lm (3000K, 500mA, 24°) RGB: 198 lm, R: 73 lm G: 94 lm B: 31 lm (500mA, 24°)
NO. AND TYPE OF LEDS	3 power LEDs
MATERIAL	body and trim in AISI 316L stainless steel screen in tempered, transparent extra-clear glass
POWER SUPPLY UNIT	not included, see p. 239 e 668
POWER CABLES	includes 5 m neoprene cable H05RN-F 2x0.75/0.75 Ø6.3 mm RGB: includes 5 m cable in FEP+RUB (equivalent to H05RN-F) 6x0.50/0.50 Ø6.3 mm
WIRING	series
MOUNTING	recessed (wall, ground) max depth 10 m
ACCESSORIES	see p. 238
NOTES	version with elliptical optics available on request

BRIGHT 2.6 316L

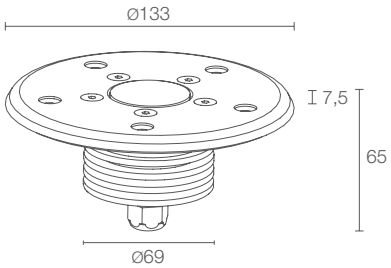

kg 1.60 IP68 IK10
A A+ A++ IPS T max 50°C

	6W 24Vdc **CW2600** ■ ■ **I**
■	**F** - 2700K **5** - 3000K **9** - 4000K **0** - 5000K **1** - blue
■	**S** - 10° **M** - 24° **L** - 38°
	436 lm (3000K)
	314 lm (3000K, 24°)
	3 power LEDs
	body and trim in AISI 316L stainless steel screen in tempered, transparent extra-clear glass
	not included, see p. 239
	includes 5 m neoprene cable H05RN-F 2x0.75/0.75 Ø6.3 mm
	parallel
	recessed (wall, ground) max depth 10 m
	see p. 238
	version with elliptical optics available on request

Project by / arch. Francesco Mancini
Corte Martinelli, Andria, Italy

BRIGHT 5.0 316L

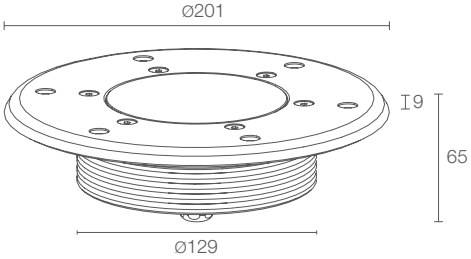

kg 3.50 IP68 IK09

A A+ A++ IPS T max 50°C

POWER / POWER SUPPLY CODE	12W 24Vdc blue/white light **CW5062 A I** 18W 24Vdc blue/white light **CW5092 A I** max 18W max 500mA RGB light **CW5092 6 A I**
LED COLOUR	**F** - 2700K **5** - 3000K **9** - 4000K **0** - 5000K **1** - blue
OPTICS	**S** - 10° **M** - 20° **L** - 40°
LUMEN OUTPUT AT SOURCE	872 lm (3000K, 12W) 1308 lm (3000K, 18W) RGB: 785 lm, R: 288 lm G: 373 lm B: 124 lm (500mA)
DELIVERED LUMEN OUTPUT	590 lm (3000K, 20°, 12W) 885 lm (3000K, 20°, 18W) RGB: 561 lm, R: 206 lm G: 266 lm B: 89 lm (500mA, 20°)
NO. AND TYPE OF LEDS	6, 9 power LEDs RGB: 9 power LEDs
MATERIAL	body and trim in AISI 316L stainless steel screen in tempered, transparent extra-clear glass
POWER SUPPLY UNIT	not included, see p. 239
POWER CABLES	includes 5 m neoprene cable H05RN-F 2x0.75/0.75 Ø6.3 mm RGB: includes 5 m cable in FEP+RUB (equivalent to H05RN-F) 6x0.50/0.50 Ø6.3 mm
WIRING	parallel RGB: series
MOUNTING	recessed (wall, ground) max depth 10 m
ACCESSORIES	see p. 238
NOTES	version with elliptical optics available on request

BRIGHT 5 316L

BRIGHT 316L

ACCESSORIES AND POWER SUPPLY UNITS

	BRIGHT 1.0 316L	BRIGHT 1.6 316L	BRIGHT 1.8 316L	BRIGHT 2.0 316L	BRIGHT 2.6 316L	BRIGHT 5.0 316L
ACCESSORIES FOR INSTALLATION						
Outer casing	**WC5003**	**WC5003**	**WC5003**			
Outer casing				**WC5002**	**WC5002**	
Outer casing						**WC5005**
Accessory for PVC sheathing				**WC5102**	**WC5102**	**WC5105**

installation with
accessory for PVC sheathing
(Bright 2.0 316L / 2.6 316L)

installation with
accessory for PVC sheathing
(Bright 5.0 316L)

POWER CABLES

Neoprene cables
H05RN-F 2x0.35/0.75 Ø6.3 mm
IPS

WF5010 - 10 m
WF5015 - 15 m
WF5020 - 20 m
(Bright 1.0 316L)

WF8410 - 10 m
WF8415 - 15 m
WF8420 - 20 m
(Bright 1.6 316L)

Neoprene cables
05RN-F 4x0.50/0.50 Ø5.8 mm
IPS
WF7410 - 10 m
WF7415 - 15 m
WF7420 - 20 m
(Bright 1.8 316L)

order together with the lighting fixture

Neoprene cables
H05RN-F 2x0.75/0.75 Ø6.3 mm
IPS

WF8610 - 10 m
WF8615 - 15 m
WF8620 - 20 m
(Bright 2.6 316L)

Neoprene cables
H05RN-F 2x0.75/0.75 Ø6.3 mm
IPS

WF6010 - 10 m
WF6015 - 15 m
WF6020 - 20 m
(Bright 2.0 316L)
white LED colour

WF6110 - 10 m
WF6115 - 15 m
WF6120 - 20 m
(Bright 5.0 316L)
white LED colour

FEP+RUB cables
(equivalent to H05RN-F)
6x0.50/0.50 Ø6.3 mm
IPS
WF7310 - 10 m
WF7315 - 15 m
WF7320 - 20 m
(Bright 2.0 316L / 5.0 316L)
RGB

POWER SUPPLY UNITS Bright 1.0 316L

350mA

Max no. fixtures	PSU	IP	Page
1/3	A13350VL	20	669

500mA

Max no. fixtures	PSU	IP	Page
1/3	A13500TC	20	669
1/4	A14500IP67	20	669
2/5	A15500QL	20	669

POWER SUPPLY UNITS Bright 1.8 316L

12Vdc

Max no. fixtures	PSU	IP	Page
1...n	12Vdc	20	671
1...n	12Vdc	67	671
-	RGB controller	-	679-684

POWER SUPPLY UNITS Bright 2.0 316L

350mA

Max no. fixtures	PSU	IP	Page
1	A13350VL	20	669
-	RGB controller	-	679-684

500mA

Max no. fixtures	PSU	IP	Page
1	A13500TC	20	669
1	A14500IP67	67	669
-	RGB controller	-	679-684

POWER SUPPLY UNITS Bright 1.6 316L / 2.6 316L / 5.0 316L

24Vdc

Max no. fixtures	PSU	IP	Page
1...n	24Vdc	20	671
1...n	24Vdc	67	671
-	RGB controller	-	679-684

BRIGHT 316L

PHOTOMETRIC DATA

BRIGHT 1.0 316L
1.6 316L

S - 10°

H (m)	Ø (m)	Lux max (3000K)
1,00	0,17	2180
2,00	0,33	545
3,00	0,50	242
4,00	0,66	136
5,00	0,83	87

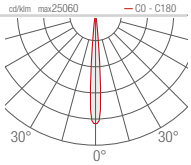

M - 20°

H (m)	Ø (m)	Lux max (3000K)
1,00	0,34	483
2,00	0,69	121
3,00	1,03	54
4,00	1,38	30
5,00	1,72	19

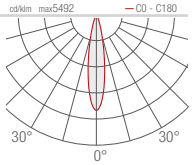

BRIGHT 1.8 316L

DT - Diffuse transparent

H (m)	Ø (m)	Lux max (white*)
0,50	0,54	54
1,00	1,07	14
1,50	1,61	6
2,00	2,14	3
2,50	2,61	2
3,00	3,22	1

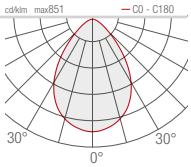

DS - Diffuse sandblasted

H (m)	Ø (m)	Lux max (white*)
0,50	0,77	34
1,00	1,53	8
1,50	2,30	4
2,00	3,07	2
2,50	3,84	1
3,00	4,60	-

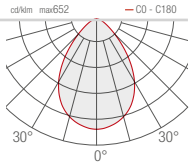

* White created by mixing the colours

BRIGHT 2.0 316L
2.6 316L

S - 10°

H (m)	Ø (m)	Lux max (3000K)
1,00	0,17	5329
2,00	0,33	1332
3,00	0,50	592
4,00	0,66	333
5,00	0,83	213

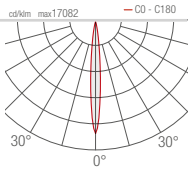

M - 24°

H (m)	Ø (m)	Lux max (3000K)
1,00	0,42	1434
2,00	0,83	359
3,00	1,25	159
4,00	1,67	90
5,00	2,09	57

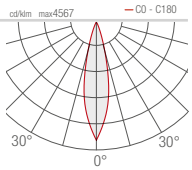

BRIGHT 5.0 316L

S - 10°

H (m)	Ø (m)	Lux max (3000K) 12W	18W
1,00	0,21	8318	12456
2,00	0,42	2080	3114
3,00	0,63	924	1384
4,00	0,84	520	779
5,00	1,06	333	498

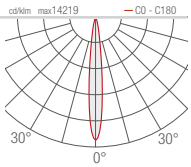

M - 20°

H (m)	Ø (m)	Lux max (3000K) 12W	18W
1,00	0,40	2994	4491
2,00	0,80	748	1123
3,00	1,20	333	499
4,00	1,60	187	281
5,00	2,00	120	180

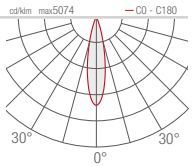

L - 40°

H (m)	Ø (m)	Lux max (3000K)
1,00	0,71	181
2,00	1,42	45
3,00	2,13	20
4,00	2,84	11
5,00	3,55	7

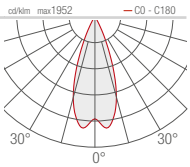

D - Diffuse

H (m)	Ø (m)	Lux max (3000K)
1,00	1,08	32
2,00	2,15	8
3,00	3,23	4
4,00	4,30	2
5,00	5,38	1

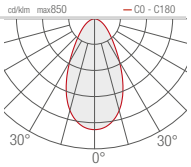

L - 38°

H (m)	Ø (m)	Lux max (3000K)
1,00	0,67	588
2,00	1,35	147
3,00	2,02	65
4,00	2,69	37
5,00	3,37	24

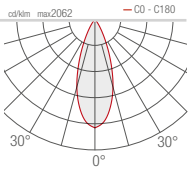

L - 40°

H (m)	Ø (m)	Lux max (3000K) 12W	18W
1,00	0,79	962	1444
2,00	1,59	241	361
3,00	2,38	107	160
4,00	3,18	60	90
5,00	3,97	38	58

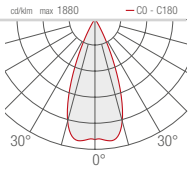

MOBY

UNDERWATER RECESSED

MOBY 1.0

Ø182 mm
9W 24Vdc
trim in AISI 316L
stainless steel

MOBY 1.1

Ø182 mm
9W 24Vdc
trim in glass

MOBY 2.0

Ø232 mm
20W 24Vdc
trim in AISI 316L
stainless steel

MOBY 2.1

Ø232 mm
20W 24Vdc
trim in glass

MOBY 3.0

Ø270 mm
30W 24Vdc
trim in AISI 316L
stainless steel

MOBY 3.1

Ø270 mm
30W 24Vdc
trim in glass

< MOBY 2.1
3000K, 20W, 34°

MOBY

UNIQUE SELLING POINTS

BUILT-IN PROTECTION SYSTEMS:

IPS INTELLIGENT PROTECTION SYSTEM

NTC TEMPERATURE CONTROL BUILT IN

10m

INSTALLATION IN SWIMMING POOLS AND FOUNTAINS AT GREAT DEPTHS: UP TO 10 M



SPECIAL PLASTIC FOR EFFICIENT HEAT DISSIPATION AND TO PROTECT THE DEVICE FROM THE HIGHLY CORROSIVE SUBSTANCES FOUND IN THE WATER: CHLORINE (IN SWIMMING POOLS), SULPHUR (IN SPAS), AND SODIUM CHLORIDE AND OTHER SALTS (IN THE SEA). TESTED IN SALINE MIST (OVER 1000 HOURS)

IK10

HIGH-TRANSMITTANCE, TEMPERED, TRANSPARENT EXTRA-CLEAR GLASS TO ENSURE CHROMATIC UNIFORMITY OF LIGHT; THE 15MM GLASS THICKNESS ENSURES MAXIMUM RESISTANCE TO KNOCKS

VERSION WITH TRIM
IN ELECTROPOLISHED,
PASSIVATED AISI 316L
STAINLESS STEEL, THE BEST
CORROSION TREATMENT

VERSION WITH TRIM
IN VITRIFIED, SERIGRAPHED
GLASS, SUITABLE
FOR INSTALLATION
IN SEAWATER

IF THE CYAN LED COLOUR IS SELECTED,
IT IS POSSIBLE TO PLAY AROUND
WITH ITS DIFFERENT SHADES,
FROM TURQUOISE TO AZURE
TO AQUAMARINE, BY BLENDING
THE GREEN AND BLUE LED COLOURS

INSTALLATION KIT SPECIFICALLY
FOR SWIMMING POOLS WITH LINERS
(MOBY WITH TRIM IN STAINLESS STEEL)

MOBY 1

MOBY 1.0

MOBY 1.1

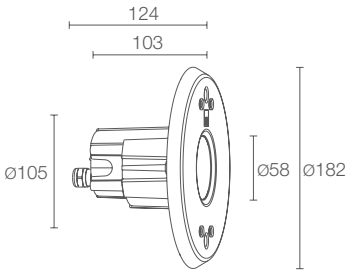

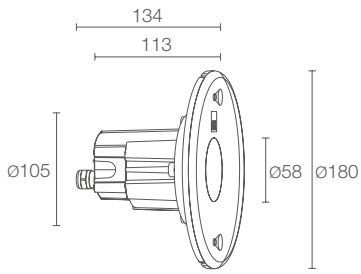

	kg 1.20 IP68 IK10 A A+ A++ IPS NTC	kg 1.60 IP68 IK10 A A+ A++ IPS NTC
POWER / POWER SUPPLY **CODE**	9W 24Vdc **MY1000** **I** Micro-blasted stainless steel	9W 24Vdc **MY1100** **V** Glass
LED COLOUR	**F** - 2700K **5** - 3000K **9** - 4000K **7** - RGBW **Y** - shades of cyan	**F** - 2700K **5** - 3000K **9** - 4000K **7** - RGBW **Y** - shades of cyan
OPTICS	**S** - 22° **M** - 34° **L** - 62° **W** - 31°x64°	**S** - 22° **M** - 34° **L** - 62° **W** - 31°x64°
LUMEN OUTPUT AT SOURCE	507 lm (3000K) RGBW: 295 lm, R: 47 lm G: 85 lm B: 24 lm W: 139 lm (4000K) cyan: 260 lm	507 lm (3000K) RGBW: 295 lm, R: 47 lm G: 85 lm B: 24 lm W: 139 lm (4000K) cyan: 260 lm
DELIVERED LUMEN OUTPUT	359 lm (3000K, 34°) RGBW: 208 lm, R: 33 lm G: 61 lm B: 16 lm W: 98 lm (4000K, 34°) cyan: 184 lm (34°)	359 lm (3000K, 34°) RGBW: 208 lm, R: 33 lm G: 61 lm B: 16 lm W: 98 lm (4000K, 34°) cyan: 184 lm (34°)
NO. AND TYPE OF LEDS	1 power LED group RGBW: 1 RGBW power LED group cyan: 1 cyan power LED group	1 power LED group RGBW: 1 RGBW power LED group cyan: 1 cyan power LED group
MATERIAL	body in thermally conductive plastic trim in AISI 316L stainless steel screen in tempered extra-clear glass	body in thermally conductive plastic trim in glass screen in tempered extra-clear glass
POWER SUPPLY UNIT	not included, see p. 250	not included, see p. 250
POWER CABLES	includes 5 m neoprene cable H05RN-F 2x1.00 Ø6.8 mm RGBW, cyan: includes 5 m FEP+RUB cable (equivalent to H05RN-F) 6x0.50 Ø6.3 mm	includes 5 m neoprene cable H05RN-F 2x1.00 Ø6.8 mm RGBW, cyan: includes 5 m FEP+RUB cable (equivalent to H05RN-F) 6x0.50 Ø6.3 mm
MOUNTING	recessed (wall) max depth 10 m	recessed (wall) max depth 10 m
ACCESSORIES	see p. 250	see p. 250
NOTES	not suitable for use in sea water only suitable for underwater applications Moby P 1.0 projector version p. 450	suitable for use in sea water only suitable for underwater applications Moby P 1.1 projector version p. 450

MOBY 2

MOBY 2.0

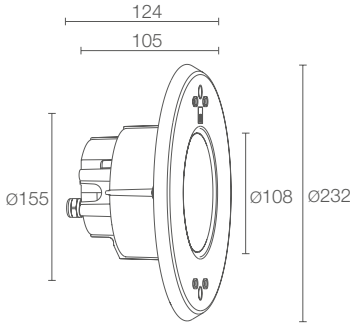

MOBY 2.1

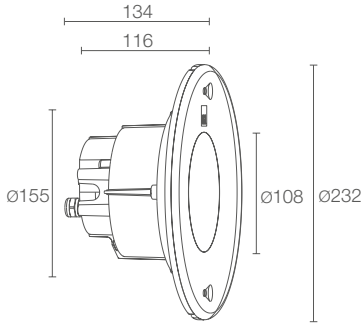

kg 1.80 IP68 IK10
A A+ A++ IPS NTC

kg 2.25 IP68 IK10
A A+ A++ IPS NTC

POWER / POWER SUPPLY	20W 24Vdc	20W 24Vdc
CODE	**MY2000** ■ ■ **I** Micro-blasted stainless steel	**MY2100** ■ ■ **V** Glass
■ **LED COLOUR**	**F** - 2700K **5** - 3000K **9** - 4000K **7** - RGBW **Y** - shades of cyan	■ **F** - 2700K **5** - 3000K **9** - 4000K **7** - RGBW **Y** - shades of cyan
■ **OPTICS**	**S** - 22° **M** - 34° **L** - 62° **W** - 31°x64°	■ **S** - 22° **M** - 34° **L** - 62° **W** - 31°x64°
LUMEN OUTPUT AT SOURCE	1522 lm (3000K) RGBW: 884 lm, R: 138 lm G: 259 lm B: 69 lm W: 418 lm (4000K) cyan: 782 lm	1522 lm (3000K) RGBW: 884 lm, R: 138 lm G: 259 lm B: 69 lm W: 418 lm (4000K) cyan: 782 lm
DELIVERED LUMEN OUTPUT	1078 lm (3000K, 34°) RGBW: 626 lm, R: 97 lm G: 184 lm B: 48 lm W: 297 lm (4000K, 34°) cyan: 552 lm (34°)	1078 lm (3000K, 34°) RGBW: 626 lm, R: 97 lm G: 184 lm B: 48 lm W: 297 lm (4000K, 34°) cyan: 552 lm (34°)
NO. AND TYPE OF LEDS	3 power LED groups RGBW: 3 RGBW power LED groups cyan: 3 cyan power LED groups	3 power LED groups RGBW: 3 RGBW power LED groups cyan: 3 cyan power LED groups
MATERIAL	body in thermally conductive plastic trim in AISI 316L stainless steel screen in tempered extra-clear glass	body in thermally conductive plastic trim in glass screen in tempered extra-clear glass
POWER SUPPLY UNIT	not included, see p. 250	not included, see p. 250
POWER CABLES	includes 5 m neoprene cable H05RN-F 2x1.00 Ø6.8 mm RGBW, cyan: includes 5 m FEP+RUB cable (equivalent to H05RN-F) 6x0.50 Ø6.3 mm	includes 5 m neoprene cable H05RN-F 2x1.00 Ø6.8 mm RGBW, cyan: includes 5 m FEP+RUB cable (equivalent to H05RN-F) 6x0.50 Ø6.3 mm
MOUNTING	recessed (wall) max depth 10 m	recessed (wall) max depth 10 m
ACCESSORIES	see p. 250	see p. 250
NOTES	not suitable for use in sea water only suitable for underwater applications Moby P 2.0 projector version p. 451	suitable for use in sea water only suitable for underwater applications Moby P 2.1 projector version p. 451

MOBY 3

MOBY 3.0

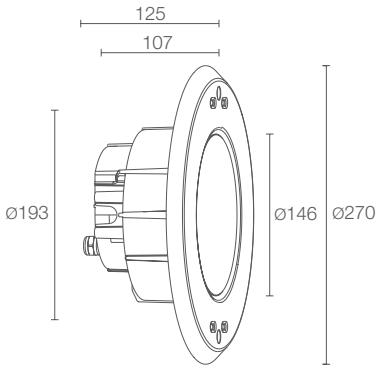

kg 2.40 IP68 IK10

A A+ A++ IPS NTC

MOBY 3.1

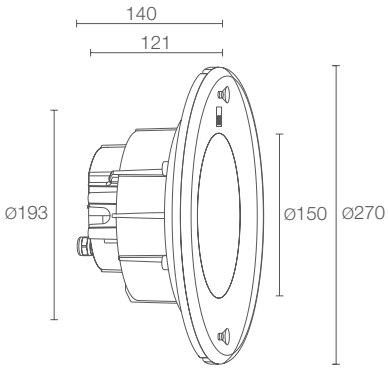

kg 3.00 IP68 IK10

A A+ A++ IPS NTC

POWER / POWER SUPPLY	30W 24Vdc	30W 24Vdc
CODE	**MY3000** ■ ■ **I** Micro-blasted stainless steel	**MY3100** ■ ■ **V** Glass
■ **LED COLOUR**	**F** - 2700K **5** - 3000K **9** - 4000K **7** - RGBW **Y** - shades of cyan	■ **F** - 2700K **5** - 3000K **9** - 4000K **7** - RGBW **Y** - shades of cyan
■ **OPTICS**	**S** - 22° **M** - 34° **L** - 62° **W** - 31°x64°	■ **S** - 22° **M** - 34° **L** - 62° **W** - 31°x64°
LUMEN OUTPUT AT SOURCE	2537 lm (3000K) RGBW: 1474 lm, R: 231 lm G: 432 lm B: 118 lm W: 693 lm (4000K) cyan: 1303 lm	2537 lm (3000K) RGBW: 1474 lm, R: 231 lm G: 432 lm B: 118 lm W: 693 lm (4000K) cyan: 1303 lm
DELIVERED LUMEN OUTPUT	1876 lm (3000K, 34°) RGBW: 1090 lm, R: 171 lm G: 319 lm B: 87 lm W: 513 lm (4000K, 34°) cyan: 961 lm (34°)	1876 lm (3000K, 34°) RGBW: 1090 lm, R: 171 lm G: 319 lm B: 87 lm W: 513 lm (4000K, 34°) cyan: 961 lm (34°)
NO. AND TYPE OF LEDS	5 power LED groups RGBW: 5 RGBW power LED groups cyan: 5 cyan power LED groups	5 power LED groups RGBW: 5 RGBW power LED groups cyan: 5 cyan power LED groups
MATERIAL	body in thermally conductive plastic trim in AISI 316L stainless steel screen in tempered extra-clear glass	body in thermally conductive plastic trim in glass screen in tempered extra-clear glass
POWER SUPPLY UNIT	not included, see p. 250	not included, see p. 250
POWER CABLES	includes 5 m neoprene cable H05RN-F 2x1.00 Ø6.8 mm RGBW, cyan: includes 5 m FEP+RUB cable (equivalent to H05RN-F) 6x0.50 Ø6.3 mm	includes 5 m neoprene cable H05RN-F 2x1.00 Ø6.8 mm RGBW, cyan: includes 5 m FEP+RUB cable (equivalent to H05RN-F) 6x0.50 Ø6.3 mm
MOUNTING	recessed (wall) max depth 10 m	recessed (wall) max depth 10 m
ACCESSORIES	see p. 250	see p. 250
NOTES	not suitable for use in sea water only suitable for underwater applications Moby P 3.0 projector version p. 453	suitable for use in sea water only suitable for underwater applications Moby P 3.1 projector version p. 453

< MOBY 1.1
3000K, 9W, 62°

MOBY

ACCESSORIES AND POWER SUPPLY UNITS

	MOBY 1.0	MOBY 1.1	MOBY 2.0	MOBY 2.1	MOBY 3.0	MOBY 3.1
ANTI-GLARE ACCESSORIES						
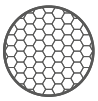 Honeycomb louvre order together with the lighting fixture	**WH0401**	**WH0401**	**WH0402**	**WH0402**	**WH0403**	**WH0403**
ACCESSORIES FOR INSTALLATION						
Outer casing	**WC5201**	**WC5201**				
Outer casing			**WC5202**	**WC5202**		
Outer casing					**WC5203**	**WC5203**
Accessory for PVC sheathing	**WC5301**		**WC5302**		**WC5303**	

POWER SUPPLY UNITS

24Vdc

Max no. fixtures	PSU	IP	Page
1...n	24Vdc	20	671
1...n	24Vdc	67	671
-	RGBW controller	-	679-684

MOBY

PHOTOMETRIC DATA

MOBY 1.0 1.1

S - 22°

H (m)	Ø (m)	Lux max (3000K)
1,00	0,39	5711
2,00	0,78	1428
3,00	1,17	635
4,00	1,56	357
5,00	1,96	228

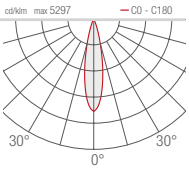

M - 34°

H (m)	Ø (m)	Lux max (3000K)
1,00	0,60	823
2,00	1,20	206
3,00	1,81	91
4,00	2,41	51
5,00	3,01	33

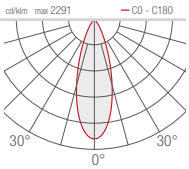

L - 62°

H (m)	Ø (m)	Lux max (3000K)
1,00	1,22	309
2,00	2,43	77
3,00	3,65	34
4,00	4,86	19
5,00	6,08	12

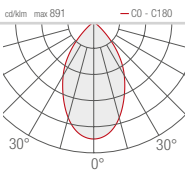

W - 31°x64°

H (m)	Ø (m)	Ø (m)	Lux max (3000K)
1,00	0,56	1,26	413
2,00	1,12	2,51	103
3,00	1,69	3,77	46
4,00	2,25	5,03	26
5,00	2,81	6,29	17

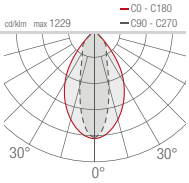

MOBY 2.0 2.1

S - 22°

H (m)	Ø (m)	Lux max (3000K)
1,00	0,39	1907
2,00	0,78	477
3,00	1,17	212
4,00	1,56	119
5,00	1,96	76

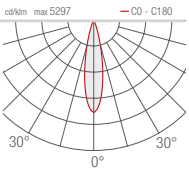

M - 34°

H (m)	Ø (m)	Lux max (3000K)
1,00	0,60	2470
2,00	1,20	618
3,00	1,81	274
4,00	2,41	154
5,00	3,01	99

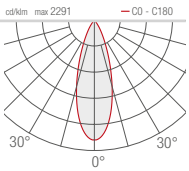

L - 62°

H (m)	Ø (m)	Lux max (3000K)
1,00	1,22	925
2,00	2,43	231
3,00	3,65	103
4,00	4,86	58
5,00	6,08	37

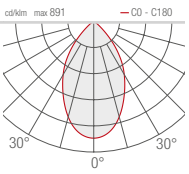

W - 31°x64°

H (m)	Ø (m)	Ø (m)	Lux max (3000K)
1,00	0,56	1,26	1235
2,00	1,12	2,51	309
3,00	1,69	3,77	137
4,00	2,25	5,03	77
5,00	2,81	6,29	49

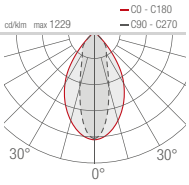

MOBY 3.0 3.1

S - 22°

H (m)	Ø (m)	Lux max (3000K)
1,00	0,39	9949
2,00	0,78	2487
3,00	1,17	1105
4,00	1,56	622
5,00	1,96	398

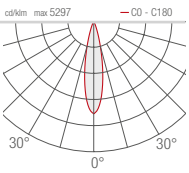

M - 34°

H (m)	Ø (m)	Lux max (3000K)
1,00	0,60	4506
2,00	1,20	1126
3,00	1,81	501
4,00	2,41	282
5,00	3,01	180

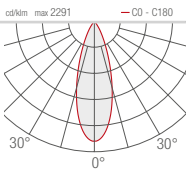

L - 62°

H (m)	Ø (m)	Lux max (3000K)
1,00	1,22	1613
2,00	2,43	403
3,00	3,65	179
4,00	4,86	101
5,00	6,08	65

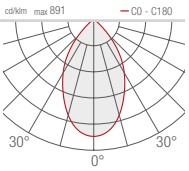

W - 31°x64°

H (m)	Ø (m)	Ø (m)	Lux max (3000K)
1,00	0,56	1,26	2129
2,00	1,12	2,51	532
3,00	1,69	3,77	237
4,00	2,25	5,03	133
5,00	2,81	6,29	85

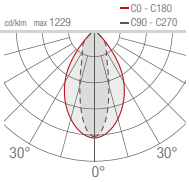

PRODUCT	PROFILE 1.6 – 4.6	PROFILE 2.6	SNACK 1	SNACK 2	SNACK 3
INDOOR	■	■	■	■	■
OUTDOOR					
UNDERWATER					
DRIVE-OVER WALKOVER					
RGB / RGBW / DW					●
ADJUSTABILITY		↻	↻	↻	↻
DIFFUSE BEAM OR WITH OPTICS	▭	▭	▭ ▭	▭	▭
APPLIANCE CLASS	III	III	III	III	III

LINEAR PROFILES

PROFILE

INDOOR LINEAR PROFILES

PROFILE 1.6



PROFILE 2.6

PROFILE 4.6

< PROFILE 1.6
3000K, 22W, 1298 mm

PROFILE

PROFILE 1.6
3000K, 9W, 448 mm

PROFILE 2.6
3000K, 9W, 448 mm

PROFILE 4.6
3000K, 9W, 448 mm

PROFILE 1.6

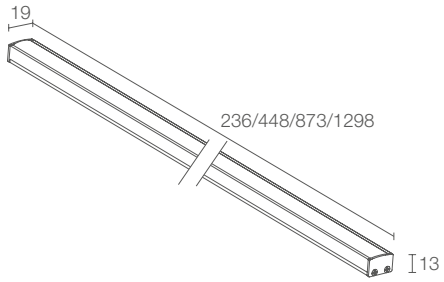

kg/m 0.50 IP40

A A+ A++

POWER / POWER SUPPLY CODE	5W 24Vdc 236 mm **PF1600 D A** 9W 24Vdc 448 mm **PF1601 D A** 17W 24Vdc 873 mm **PF1602 D A** 22W 24Vdc 1298 mm **PF1603 D A**
LED COLOUR	**F** - 2700K **5** - 3000K **9** - 4000K
OPTICS	diffuse
LUMEN OUTPUT AT SOURCE	420 lm (3000K, 236 mm) 840 lm (3000K, 448 mm) 1680 lm (3000K, 873 mm) 2520 lm (3000K, 1298 mm)
DELIVERED LUMEN OUTPUT	255 lm (3000K, 236 mm) 510 lm (3000K, 448 mm) 1020 lm (3000K, 873 mm) 1530 lm (3000K, 1298 mm)
NO. AND TYPE OF LEDS	30, 60, 120, 180 mid-power LEDs
MATERIAL	body in anodized aluminium screen in opal polycarbonate
POWER SUPPLY UNIT	not included, see p. 258
POWER CABLES	includes 1.5 m PVC cable, FROR 2x0.35 Ø3.5 mm
MOUNTING	surface mounted (ceiling, wall, cabinets)
ACCESSORIES	see p. 258
NOTES	non-standard lengths available on request

PROFILE 2.6

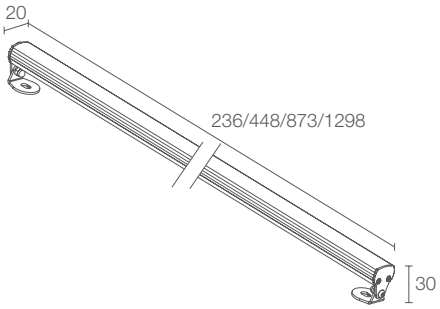

kg/m 0.50 IP40

A A+ A++

	5W 24Vdc 236 mm **PF2600** ■ **D A**
	9W 24Vdc 448 mm **PF2601** ■ **D A**
	17W 24Vdc 873 mm **PF2602** ■ **D A**
	22W 24Vdc 1298 mm **PF2603** ■ **D A**
■	**F** - 2700K **5** - 3000K **9** - 4000K
	diffuse
	420 lm (3000K, 236 mm) 840 lm (3000K, 448 mm) 1680 lm (3000K, 873 mm) 2520 lm (3000K, 1298 mm)
	255 lm (3000K, 236 mm) 510 lm (3000K, 448 mm) 1020 lm (3000K, 873 mm) 1530 lm (3000K, 1298 mm)
	30, 60, 120, 180 mid-power LEDs
	body in anodized aluminium screen in opal polycarbonate
	not included, see p. 258
	includes 1.5 m PVC cable, FROR 2x0.35 Ø3.5 mm
	surface mounted (ceiling, wall, cabinets)
	see p. 258
	non-standard lengths available on request

PROFILE 4.6

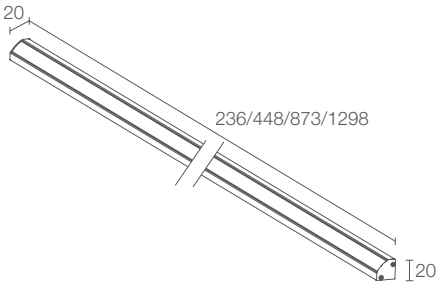

kg/m 0.50 IP40

A A+ A++

	5W 24Vdc 236 mm **PF4600** ■ **D A**
	9W 24Vdc 448 mm **PF4601** ■ **D A**
	17W 24Vdc 873 mm **PF4602** ■ **D A**
	22W 24Vdc 1298 mm **PF4603** ■ **D A**
■	**F** - 2700K **5** - 3000K **9** - 4000K
	diffuse
	420 lm (3000K, 236 mm) 840 lm (3000K, 448 mm) 1680 lm (3000K, 873 mm) 2520 lm (3000K, 1298 mm)
	255 lm (3000K, 236 mm) 510 lm (3000K, 448 mm) 1020 lm (3000K, 873 mm) 1530 lm (3000K, 1298 mm)
	30, 60, 120, 180 mid-power LEDs
	body in anodized aluminium screen in opal polycarbonate
	not included, see p. 258
	includes 1.5 m PVC cable, FROR 2x0.35 Ø3.5 mm
	surface mounted (ceiling, wall, cabinets)
	see p. 258
	non-standard lengths available on request

PROFILE

ACCESSORIES AND POWER SUPPLY UNITS

POWER CABLES

Cable
FROR 2x0.35 Ø3.5 mm
your choice of length
WF0110

order together with the lighting fixture

POWER SUPPLY UNITS

Max no. fixtures	PSU	IP	Page
1...n	24Vdc	20	671

PHOTOMETRIC DATA

PROFILE 1.6
2.6
4.6

D - Diffuse 236 mm

H (m)	Ø (m)	Lux max (3000K)
0,50	1,57	350
1,00	3,14	88
1,50	4,71	39
2,00	6,28	22
2,50	7,85	14
3,00	9,42	10

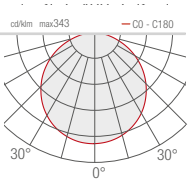

D - Diffuse 448 mm

H (m)	Ø (m)	Lux max (3000K)
0,50	1,57	700
1,00	3,14	175
1,50	4,71	78
2,00	6,28	44
2,50	7,85	28
3,00	9,42	19

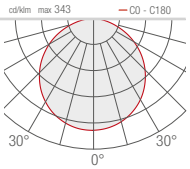

D - Diffuse 873 mm

H (m)	Ø (m)	Lux max (3000K)
0,50	1,57	1400
1,00	3,14	350
1,50	4,71	156
2,00	6,28	88
2,50	7,85	56
3,00	9,42	39

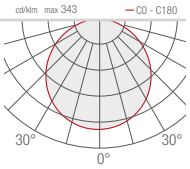

D - Diffuse 1298 mm

H (m)	Ø (m)	Lux max (3000K)
0,50	1,57	2101
1,00	3,14	525
1,50	4,71	233
2,00	6,28	131
2,50	7,85	84
3,00	9,42	58

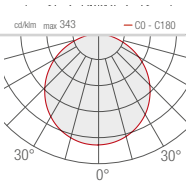

PROFILE 4.6 >
3000K, 9W, 448 mm

SPIDI

SNACK

INDOOR LINEAR PROFILES

SNACK 1.0
343 mm
pitch 60

SNACK 1.1
643 mm
pitch 60

SNACK 1.2
943 mm
pitch 60

SNACK 1.3
1243 mm
pitch 60

SNACK 2.0
343 mm
pitch 120

SNACK 2.1
703 mm
pitch 120

SNACK 2.2
1063 mm
pitch 120

SNACK 2.3
1423 mm
pitch 120



SNACK 3.0
343 mm
pitch 120

SNACK 3.1
703 mm
pitch 120

SNACK 3.2
1063 mm
pitch 120

SNACK 3.3
1423 mm
pitch 120

< **SNACK 2.3**
4000K, 22W, 10°, anodized aluminium

Light planning by / traverso-vighy architetti
Photo by / Tommy ilai
Spidi Sport Showroom
Meledo, Vicenza, Italy

SNACK 1

^
SNACK 1.0
3000K, 5W,
anodized aluminium,
customized lengths
ESEM 3.1
3000K, 8W, 54°, black

Project by / Cibicworkshop
Light planning by / Maurizio Corà
Photo by / Alberto Parise
Glam Hotel, Milan, Italy

SNACK 1.0

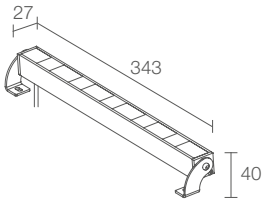

kg 0.34 IP40
A A+ A++ NTC

POWER / POWER SUPPLY CODE	5W 24Vdc 343 mm diffuse **SK1000 D B** White **SK1000 D A** Anodized aluminium 9W 24Vdc 343 mm pitch 60 **SK1000 B** White **SK1000 A** Anodized aluminium
LED COLOUR	**F** - 2700K **5** - 3000K **9** - 4000K
OPTICS	**T** - 7° **S** - 10° **F** - 30° **W** - 10°x45°
LUMEN OUTPUT AT SOURCE	588 lm (3000K, diffuse version) 695 lm (3000K, optics version)
DELIVERED LUMEN OUTPUT	285 lm (3000K, diffuse optics) 425 lm (3000K, 30°)
NO. AND TYPE OF LEDS	power LED matrix (diffuse version) 5 power LEDs, pitch 60 mm (optics version)
MATERIAL	body in anodized aluminium screen in opal polycarbonate (diffuse version) screen in transparent, serigraphed polycarbonate (optics version)
POWER SUPPLY UNIT	not included, see p. 268
POWER CABLES	includes 1.5 m PVC cable, FROR 2x0.35 Ø3.5 mm
MOUNTING	surface mounted (ceiling, wall, floor)
NOTES	non-standard lengths available on request

SNACK 1.1

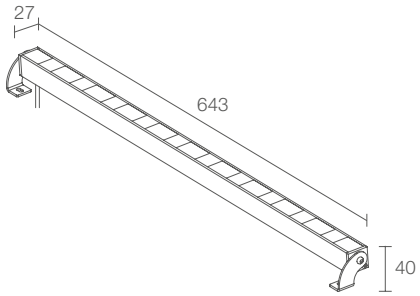

kg 0.50 IP40
A A+ A++ NTC

	9W 24Vdc 643 mm diffuse **SK1100 D B** White **SK1100 D A** Anodized aluminium 18W 24Vdc 643 mm pitch 60 **SK1100 B** White **SK1100 A** Anodized aluminium
	F - 2700K **5** - 3000K **9** - 4000K
	T - 7° **S** - 10° **F** - 30° **W** - 10°x45°
	1176 lm (3000K, diffuse version) 1390 lm (3000K, optics version)
	570 lm (3000K, diffuse optics) 850 lm (3000K, 30°)
	power LED matrix (diffuse version) 10 power LEDs, pitch 60 mm (optics version)
	body in anodized aluminium screen in opal polycarbonate (diffuse version) screen in transparent, serigraphed polycarbonate (optics version)
	not included, see p. 268
	includes 1.5 m PVC cable, FROR 2x0.35 Ø3.5 mm
	surface mounted (ceiling, wall, floor)
	non-standard lengths available on request

SNACK 1.2

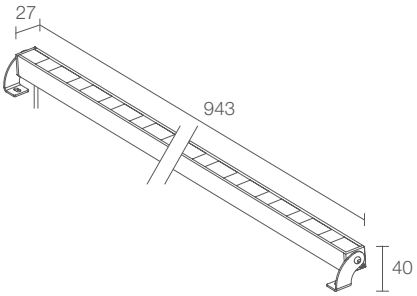

kg 0.65 IP40

A A+ A++ NTC

	14W 24Vdc 943 mm diffuse **SK1200** ■ **D B** White **SK1200** ■ **D A** Anodized aluminium 27W 24Vdc 943 mm pitch 60 **SK1200** ■ ■ **B** White **SK1200** ■ ■ **A** Anodized aluminium
■	**F** - 2700K **5** - 3000K **9** - 4000K
■	**T** - 7° **S** - 10° **F** - 30° **W** - 10°x45°
	1764 lm (3000K, diffuse version) 2085 lm (3000K, optics version)
	855 lm (3000K, diffuse optics) 1275 lm (3000K, 30°)
	power LED matrix (diffuse version) 15 power LEDs, pitch 60 mm (optics version)
	body in anodized aluminium screen in opal polycarbonate (diffuse version) screen in transparent, serigraphed polycarbonate (optics version)
	not included, see p. 268
	includes 1.5 m PVC cable, FROR 2x0.35 Ø3.5 mm
	surface mounted (ceiling, wall, floor)
	non-standard lengths available on request

SNACK 1.3

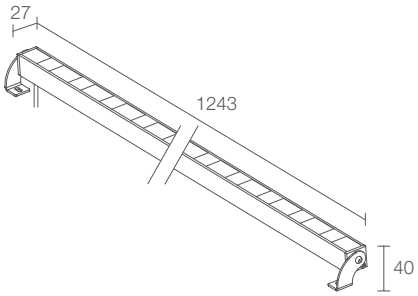

kg 0.80 IP40

A A+ A++ NTC

	18W 24Vdc 1243 mm diffuse **SK1300** ■ **D B** White **SK1300** ■ **D A** Anodized aluminium 36W 24Vdc 1243 mm pitch 60 **SK1300** ■ ■ **B** White **SK1300** ■ ■ **A** Anodized aluminium
■	**F** - 2700K **5** - 3000K **9** - 4000K
■	**T** - 7° **S** - 10° **F** - 30° **W** - 10°x45°
	2352 lm (3000K, diffuse version) 2780 lm (3000K, optics version)
	1140 lm (3000K, diffuse optics) 1700 lm (3000K, 30°)
	power LED matrix (diffuse version) 20 power LEDs, pitch 60 mm (optics version)
	body in anodized aluminium screen in opal polycarbonate (diffuse version) screen in transparent, serigraphed polycarbonate (optics version)
	not included, see p. 268
	includes 1.5 m PVC cable, FROR 2x0.35 Ø3.5 mm
	surface mounted (ceiling, wall, floor)
	non-standard lengths available on request

SNACK 2

^
SNACK 2.3
4000K, 22W, 10°,
anodized aluminium

Light planning by / traverso-vighy architetti
Photo by / Tommy ilai
Spidi Sport Showroom
Meledo, Vicenza, Italy

SNACK 2.0

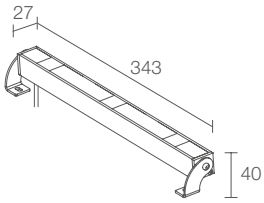

kg 0.34 IP40
A A+ A++ NTC

POWER / POWER SUPPLY CODE	6W 24Vdc 343 mm pitch 120 **SK2000 B** White **SK2000 A** Anodized aluminium
LED COLOUR	**F** - 2700K **5** - 3000K **9** - 4000K
OPTICS	**T** - 7° **S** - 10° **F** - 30° **W** - 10°x45°
LUMEN OUTPUT AT SOURCE	417 lm (3000K)
DELIVERED LUMEN OUTPUT	255 lm (3000K, 30°)
NO. AND TYPE OF LEDS	3 power LEDs, pitch 120 mm
MATERIAL	body in anodized aluminium screen in transparent polycarbonate
POWER SUPPLY UNIT	not included, see p. 268
POWER CABLES	includes 1.5 m PVC cable, FROR 2x0.35 Ø3.5 mm
MOUNTING	surface mounted (ceiling, wall, floor)
NOTES	non-standard lengths available on request

SNACK 2.1

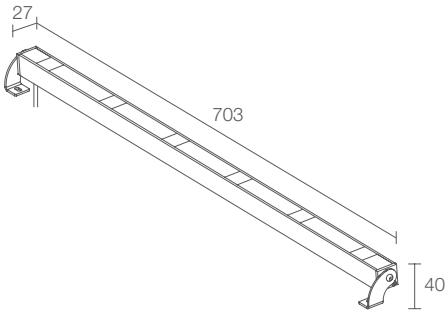

kg 0.51 IP40
A A+ A++ NTC

	11W 24Vdc 703 mm pitch 120 **SK2100 B** White **SK2100 A** Anodized aluminium
	F - 2700K **5** - 3000K **9** - 4000K
	T - 7° **S** - 10° **F** - 30° **W** - 10°x45°
	835 lm (3000K)
	510 lm (3000K, 30°)
	6 power LEDs, pitch 120 mm
	body in anodized aluminium screen in transparent polycarbonate
	not included, see p. 268
	includes 1.5 m PVC cable, FROR 2x0.35 Ø3.5 mm
	surface mounted (ceiling, wall, floor)
	non-standard lengths available on request



SNACK 2.2

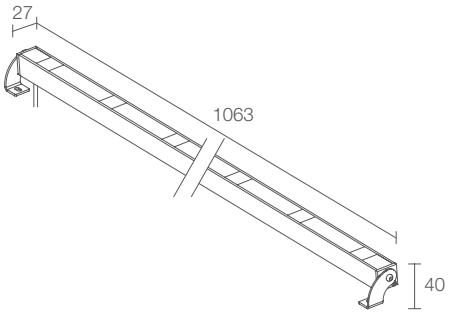

kg 0.68 IP40

A A+ A++ NTC

	16W 24Vdc 1063 mm pitch 120 **SK2200** ■ ■ **B** White **SK2200** ■ ■ **A** Anodized aluminium
■	**F** - 2700K **5** - 3000K **9** - 4000K
■	**T** - 7° **S** - 10° **F** - 30° **W** - 10°x45°
	1252 lm (3000K)
	765 lm (3000K, 30°)
	9 power LEDs, pitch 120 mm
	body in anodized aluminium screen in transparent polycarbonate
	not included, see p. 268
	includes 1.5 m PVC cable, FROR 2x0.35 Ø3.5 mm
	surface mounted (ceiling, wall, floor)
	non-standard lengths available on request

SNACK 2.3

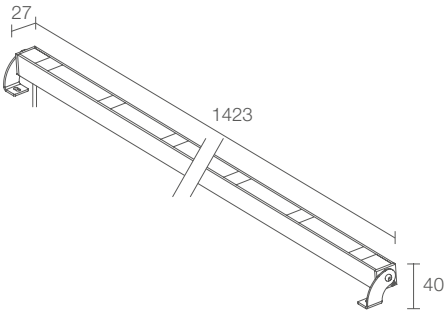

kg 0.84 IP40

A A+ A++ NTC

	22W 24Vdc 1423 mm pitch 120 **SK2300** ■ ■ **B** White **SK2300** ■ ■ **A** Anodized aluminium
■	**F** - 2700K **5** - 3000K **9** - 4000K
■	**T** - 7° **S** - 10° **F** - 30° **W** - 10°x45°
	1670 lm (3000K)
	1020 lm (3000K, 30°)
	12 power LEDs, pitch 120 mm
	body in anodized aluminium screen in transparent polycarbonate
	not included, see p. 268
	includes 1.5 m PVC cable, FROR 2x0.35 Ø3.5 mm
	surface mounted (ceiling, wall, floor)
	non-standard lengths available on request

SNACK 3

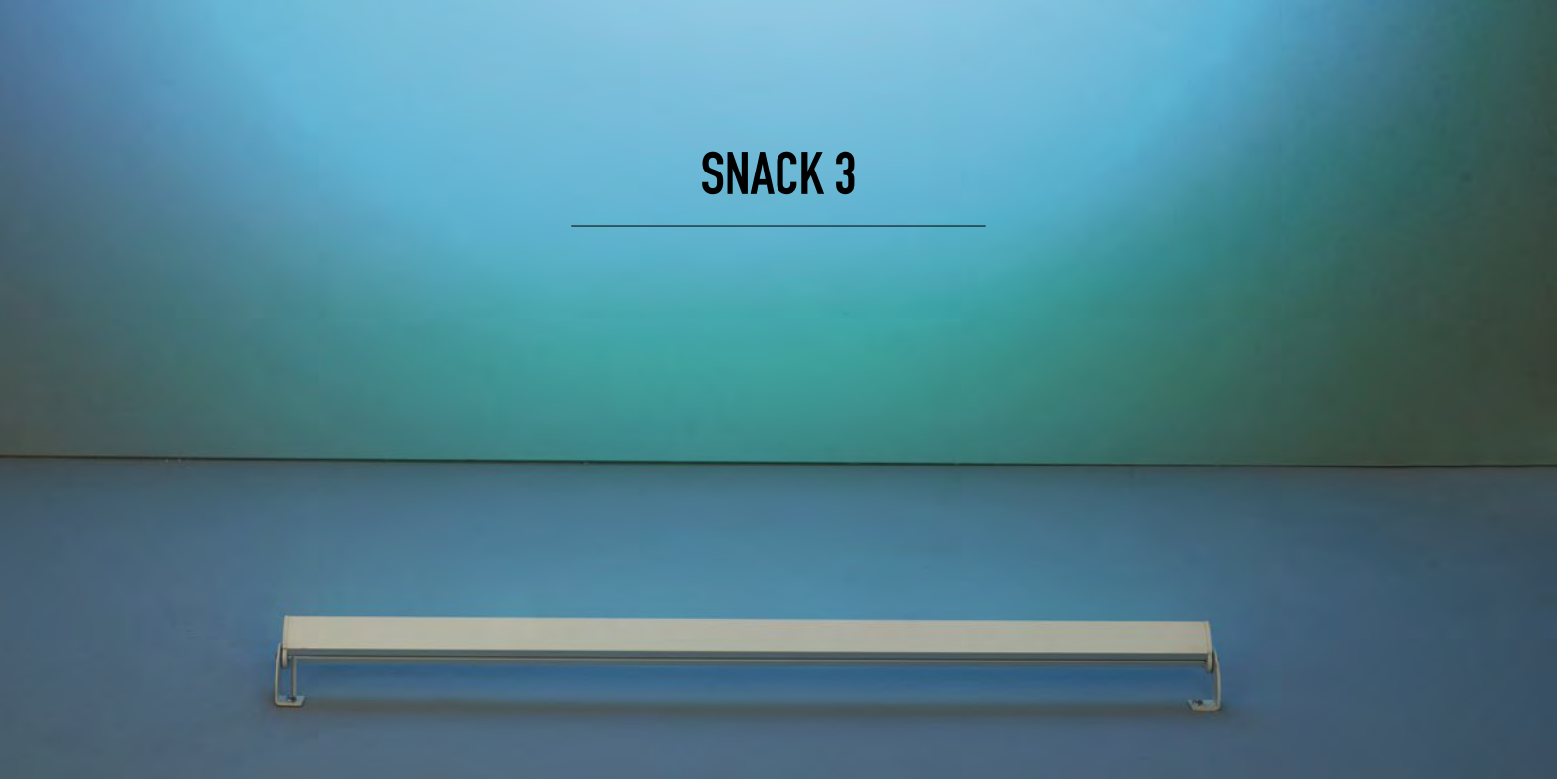

^
SNACK 3.1
RGB, 20W, 26°, white

SNACK 3.0

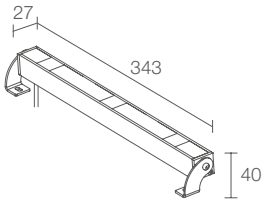

kg 0.34 IP40
A A+ A++ NTC

POWER / POWER SUPPLY CODE	10W 24Vdc 343 mm pitch 120 **SK3000 6 B** White **SK3000 6 A** Anodized aluminium
OPTICS	**S** - 18° **M** - 26° **L** - 32° **W** - 22°x42°
LED COLOUR	RGB
LUMEN OUTPUT AT SOURCE	870 lm, R: 145 lm G: 435 lm B: 290 lm
DELIVERED LUMEN OUTPUT	458 lm, R: 76 lm G: 229 lm B: 153 lm (26°)
NO. AND TYPE OF LEDS	3 RGB LED groups, pitch 120 mm
MATERIAL	body in anodized aluminium screen in transparent, serigraphed polycarbonate
POWER SUPPLY UNIT	not included, see p. 268
POWER CABLES	includes 1.5 m PVC cable, FROR 4x0.50 Ø5 mm
MOUNTING	surface mounted (ceiling, wall, floor)
NOTES	non-standard lengths available on request

SNACK 3.1

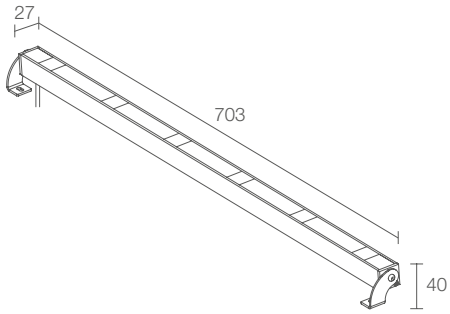

kg 0.51 IP40
A A+ A++ NTC

	20W 24Vdc 703 mm pitch 120 **SK3100 6 B** White **SK3100 6 A** Anodized aluminium
	S - 18° **M** - 26° **L** - 32° **W** - 22°x42°
	RGB
	1740 lm, R: 290 lm G: 870 lm B: 580 lm
	916 lm, R: 152 lm G: 458 lm B: 306 lm (26°)
	6 RGB LED groups, pitch 120 mm
	body in anodized aluminium screen in transparent, serigraphed polycarbonate
	not included, see p. 268
	includes 1.5 m PVC cable, FROR 4x0.50 Ø5 mm
	surface mounted (ceiling, wall, floor)
	non-standard lengths available on request

SNACK 3.2

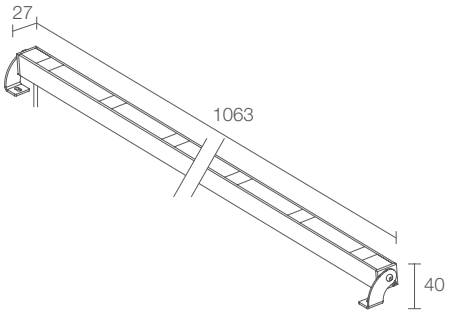

kg 0.68 IP40

A A+ A++ NTC

	30W 24Vdc 1063 mm pitch 120 **SK3200 6 B** White **SK3200 6 A** Anodized aluminium
	S - 18° **M** - 26° **L** - 32° **W** - 22°x42°
	RGB
	2953 lm, R: 434 lm G: 1303 lm B: 1216 lm
	1374 lm, R: 228 lm G: 687 lm B: 459 lm (26°)
	9 RGB LED groups, pitch 120 mm
	body in anodized aluminium screen in transparent, serigraphed polycarbonate
	not included, see p. 268
	includes 1.5 m PVC cable, FROR 4x0.50 Ø5 mm
	surface mounted (ceiling, wall, floor)
	non-standard lengths available on request

SNACK 3.3

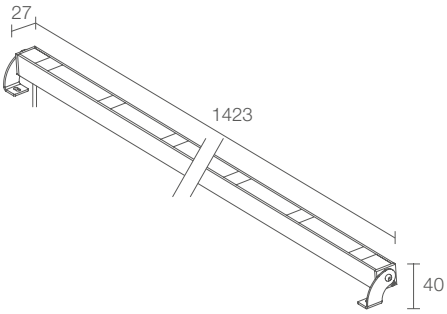

kg 0.84 IP40

A A+ A++ NTC

	40W 24Vdc 1423 mm pitch 120 **SK3300 6 B** White **SK3300 6 A** Anodized aluminium
	S - 18° **M** - 26° **L** - 32° **W** - 22°x42°
	RGB
	3935 lm, R: 578 lm G: 1736 lm B: 1621 lm
	1832 lm, R: 304 lm G: 916 lm B: 612 lm (26°)
	12 RGB LED groups, pitch 120 mm
	body in anodized aluminium screen in transparent, serigraphed polycarbonate
	not included, see p. 268
	includes 1.5 m PVC cable, FROR 4x0.50 Ø5 mm
	surface mounted (ceiling, wall, floor)
	non-standard lengths available on request

SNACK

PHOTOMETRIC DATA

SNACK 1.0

T - 7°

H (m)	Ø (m)	Lux max (3000K)
1,00	0,18	13734
2,00	0,35	3434
3,00	0,53	1526
4,00	0,70	858
5,00	0,88	549

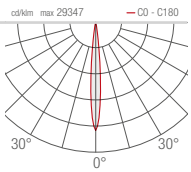

S - 10°

H (m)	Ø (m)	Lux max (3000K)
1,00	0,32	7379
2,00	0,46	1845
3,00	0,69	820
4,00	0,92	461
5,00	1,15	295

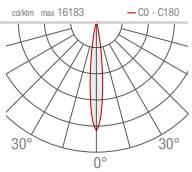

D - Diffuse

H (m)	Ø (m)	Lux max (3000K)
1,00	3,47	66
2,00	6,95	17
3,00	10,42	7
4,00	13,85	4
5,00	17,40	3

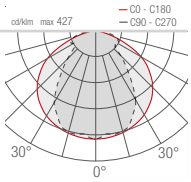

SNACK 2.0

T - 7°

H (m)	Ø (m)	Lux max (3000K)
1,00	0,18	8241
2,00	0,35	2060
3,00	0,53	916
4,00	0,70	515
5,00	0,88	330

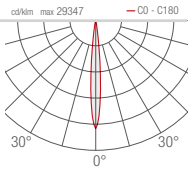

S - 10°

H (m)	Ø (m)	Lux max (3000K)
1,00	0,32	4428
2,00	0,46	1107
3,00	0,69	492
4,00	0,92	277
5,00	1,15	177

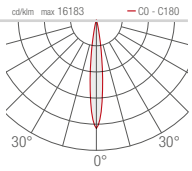

SNACK 3.0

S - 18°

H (m)	Ø (m)	Lux max (white*)
1,00	0,30	1095
2,00	0,60	273
3,00	0,90	123
4,00	1,19	69
5,00	1,49	45

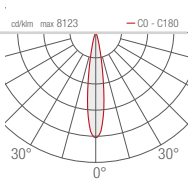

M - 26°

H (m)	Ø (m)	Lux max (white*)
1,00	0,50	369
2,00	0,99	63
3,00	1,49	42
4,00	1,99	24
5,00	2,49	15

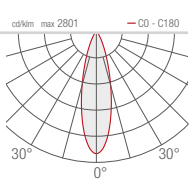

*White created by mixing the colours

POWER SUPPLY UNITS

POWER SUPPLY UNITS

Max no. fixtures	PSU	IP	Page
1...n	24Vdc	20	671
-	RGB controller (Snack 3)	-	679-684

F - 30°

H (m)	Ø (m)	Lux max (3000K)
1,00	0,56	1174
2,00	1,12	294
3,00	1,68	130
4,00	2,23	73
5,00	2,79	47

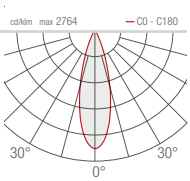

W - 10°x45°

H (m)	Ø (m)	Ø (m)	Lux max (3000K)
1,00	0,19	0,86	2096
2,00	0,37	1,78	524
3,00	0,56	2,57	233
4,00	0,74	3,42	131
5,00	0,93	4,28	84

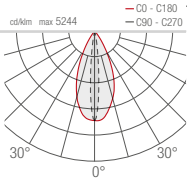

F - 30°

H (m)	Ø (m)	Lux max (3000K)
1,00	0,56	705
2,00	1,12	176
3,00	1,68	78
4,00	2,23	44
5,00	2,79	28

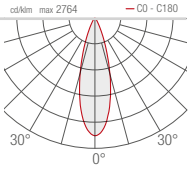

W - 10°x45°

H (m)	Ø (m)	Ø (m)	Lux max (3000K)
1,00	0,19	0,86	1257
2,00	0,37	1,78	314
3,00	0,56	2,57	140
4,00	0,74	3,42	79
5,00	0,94	4,28	50

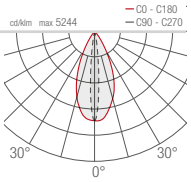

L - 32°

H (m)	Ø (m)	Lux max (white*)
1,00	0,62	261
2,00	1,24	66
3,00	1,85	30
4,00	2,47	15
5,00	3,09	9

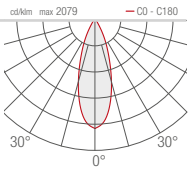

W - 22°x42°

H (m)	Ø (m)	Ø (m)	Lux max (white*)
1,00	0,31	0,76	393
2,00	0,61	1,52	99
3,00	0,92	2,27	45
4,00	1,23	3,03	24
5,00	1,53	3,79	15

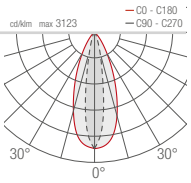

NEVA

OUTDOOR LINEAR PROFILES

NEVA 1.0
616 mm
pitch 60

NEVA 1.1
916 mm
pitch 60

NEVA 1.2
1517 mm
pitch 60

NEVA 2.0
677 mm
pitch 120

NEVA 2.1
1037 mm
pitch 120

NEVA 2.2
1758 mm
pitch 120

NEVA 5.0
677 mm
pitch 120

NEVA 5.1
1037 mm
pitch 120

NEVA 5.2
1758 mm
pitch 120

NEVA 6.0
677 mm
pitch 120

NEVA 6.1
1037 mm
pitch 120

NEVA 6.2
1758 mm
pitch 120

< **NEVA 2.0**
3000K, 11W, 45°, with honeycomb louvre and brackets
BRIGHT 2.4
3000K, 7W, 11°, stainless steel

Project by / arch. Fernanda Cantone
Light planning by / Light Style
Photo by / Simone Aprile
Castello Tafuri Charming Suites
Portopalo di Capo Passero, Syracuse, Italy

NEVA

UNIQUE SELLING POINTS

ANTI-GLARE
RECESSED
OPTICS



ANTICORODAL® LOW-COPPER-CONTENT
ALUMINIUM ALLOY FOR EXCELLENT
RESISTANCE TO CORROSION.
THE ANODISATION PROCESS PROTECTS
THE FIXTURE'S FUNCTIONING AND APPEARANCE
FROM ATMOSPHERIC AND ENVIRONMENTAL AGENTS

PITCH CONSISTENCY BETWEEN
DEVICES PLACED SIDE BY SIDE
(NEVA 1)

RECESSED INSTALLATION
USING DEDICATED
OUTER CASING

IK06

EXTRA-CLEAR TRANSPARENT, TEMPERED, HIGH-TRANSMITTANCE GLASS TO ENSURE CHROMATIC UNIFORMITY OF LIGHT.
THE 4MM GLASS THICKNESS ENSURES HIGH RESISTANCE TO KNOCKS.

BUILT-IN PROTECTION SYSTEMS:

IPS
INTELLIGENT PROTECTION SYSTEM

PID
PROTECTIVE IMPEDANCE DEVICE

NTC
TEMPERATURE SENSOR BUILT-IN

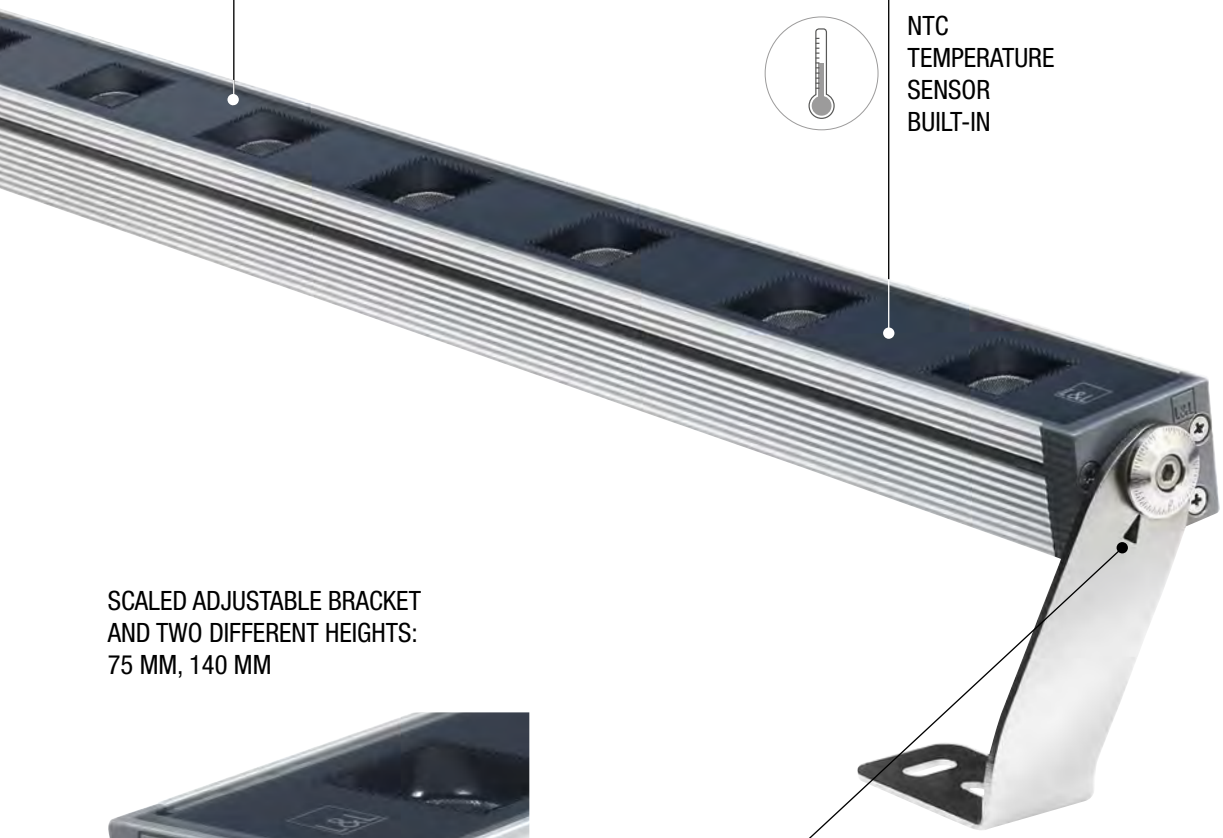

SCALED ADJUSTABLE BRACKET AND TWO DIFFERENT HEIGHTS:
75 MM, 140 MM

316-MM VERSIONS AVAILABLE ON REQUEST

NEVA 1



^
NEVA 1.2
2700K, 45W, 12°x40°

Light planning by / Heiberg&Tveter, SML Lighting
Architecture by / Morseth/Gedde/Per Qvam
Jar Church, Bærum, Oslo, Norway

NEVA 1.0

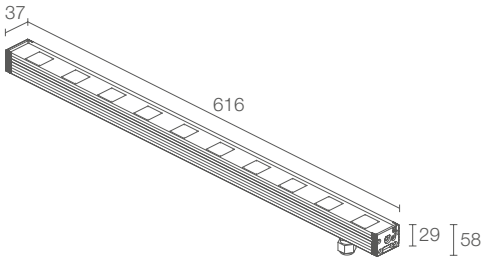

kg 1.15 IP67 IK06
A A+ A++ IPS PID NTC T max 45°C

POWER / POWER SUPPLY CODE	18W 24Vdc 616 mm pitch 60 **NV1000** ■ ■ **A** 25W 24Vdc 616 mm pitch 60 **NV1001** ■ ■ **A**
■ **LED COLOUR**	**F** - 2700K **5** - 3000K **9** - 4000K
■ **OPTICS**	**S** - 11° **M** - 30° **L** - 45° **W** - 12°x40°
LUMEN OUTPUT AT SOURCE	1392 lm (3000K, 18W) 2065 lm (3000K, 25W)
DELIVERED LUMEN OUTPUT	1150 lm (3000K, 30°, 18W) 1610 lm (3000K, 30°, 25W)
NO. AND TYPE OF LEDS	10 power LEDs, pitch 60 mm
MATERIAL	body in anodized aluminium screen in tempered and serigraphed glass
POWER SUPPLY UNIT	not included, see p. 282
POWER CABLES	includes 1.5 m neoprene cable H05RN-F 2x0.75 Ø6.3 mm
MOUNTING	surface mounted (ceiling, wall, ground) with brackets recessed (ceiling, wall, ground) with outer casing
ACCESSORIES	see p. 282
NOTES	available on request in 316-mm version with 9W / 13W power

NEVA 1.1

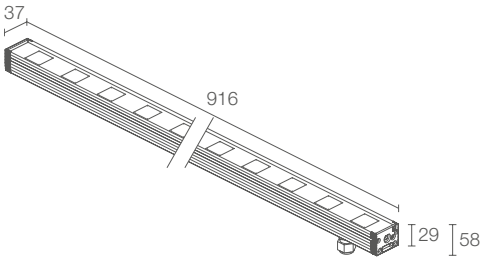

kg 1.64 IP67 IK06

A A+ A++ IPS PID NTC T max 45°C

	27W 24Vdc 916 mm pitch 60 **NV1100** ■ ■ **A** 38W 24Vdc 916 mm pitch 60 **NV1101** ■ ■ **A**
■	**F** - 2700K **5** - 3000K **9** - 4000K
■	**S** - 11° **M** - 30° **L** - 45° **W** - 12°x40°
	2087 lm (3000K, 27W) 3098 lm (3000K, 38W)
	1715 lm (3000K, 30°, 27W) 2401 lm (3000K, 30°, 38W)
	15 power LEDs, pitch 60 mm
	body in anodized aluminium screen in tempered and serigraphed glass
	not included, see p. 282
	includes 1.5 m neoprene cable H05RN-F 2x0.75 Ø6.3 mm
	surface mounted (ceiling, wall, ground) with brackets recessed (ceiling, wall, ground) with outer casing
	see p. 282
	available on request in 316-mm version with 9W / 13W power

NEVA 1.2

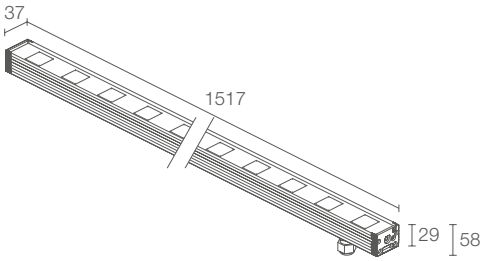

kg 2.75 IP67 IK06

A A+ A++ IPS PID NTC T max 45°C

	45W 24Vdc 1517 mm pitch 60 **NV1200** ■ ■ **A** 63W 24Vdc 1517 mm pitch 60 **NV1201** ■ ■ **A**
■	**F** - 2700K **5** - 3000K **9** - 4000K
■	**S** - 11° **M** - 30° **L** - 45° **W** - 12°x40°
	3479 lm (3000K, 45W) 5163 lm (3000K, 63W)
	2875 lm (3000K, 30°, 45W) 4025 lm (3000K, 30°, 63W)
	25 power LEDs, pitch 60 mm
	body in anodized aluminium screen in tempered and serigraphed glass
	not included, see p. 282
	includes 1.5 m neoprene cable H05RN-F 2x0.75 Ø6.3 mm
	surface mounted (ceiling, wall, ground) with brackets recessed (ceiling, wall, ground) with outer casing
	see p. 282
	available on request in 316-mm version with 9W / 13W power

NEVA 2

v
NEVA 2.0
3000K, 11°, customized 6W, 316-mm version

Project by / traverso-vighy architetti
Photo by / Alessandra Chemollo
Corte Bertesina, Vicenza, Italy

NEVA 2.0

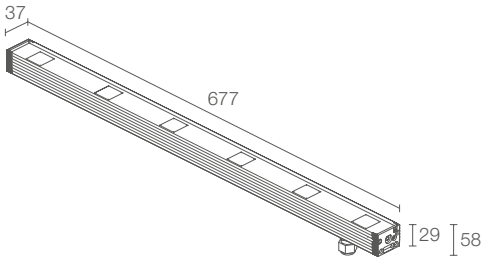

kg 1.25 IP67 IK06
A A+ A++ IPS PID NTC T max 45°C

POWER / POWER SUPPLY CODE	11W 24Vdc 677 mm pitch 120 **NV2000** ■ ■ **A** 15W 24Vdc 677 mm pitch 120 **NV2001** ■ ■ **A**
■ **LED COLOUR**	**F** - 2700K **5** - 3000K **9** - 4000K
■ **OPTICS**	**S** - 11° **M** - 30° **L** - 45° **W** - 12°x40°
LUMEN OUTPUT AT SOURCE	835 lm (3000K, 11W) 1239 lm (3000K, 15W)
DELIVERED LUMEN OUTPUT	690 lm (3000K, 30°, 11W) 966 lm (3000K, 30°, 15W)
NO. AND TYPE OF LEDS	6 power LEDs, pitch 120 mm
MATERIAL	body in anodized aluminium screen in tempered and serigraphed glass
POWER SUPPLY UNIT	not included, see p. 282
POWER CABLES	includes 1.5 m neoprene cable H05RN-F 2x0.75 Ø6.3 mm
MOUNTING	surface mounted (ceiling, wall, ground) with brackets recessed (ceiling, wall, ground) with outer casing
ACCESSORIES	see p. 282
NOTES	available on request in 316-mm version with 6W / 8W power

NEVA 2.1

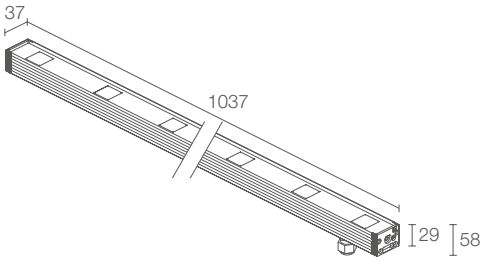

kg 1.87 IP67 IK06

A A+ A++ IPS PID NTC T max 45°C

	16W 24Vdc 1037 mm pitch 120 **NV2100** ■ ■ **A** 22W 24Vdc 1037 mm pitch 120 **NV2101** ■ ■ **A**
■	**F** - 2700K **5** - 3000K **9** - 4000K
■	**S** - 11° **M** - 30° **L** - 45° **W** - 12°x40°
	1252 lm (3000K, 16W) 1859 lm (3000K, 22W)
	1035 lm (3000K, 30°, 16W) 1450 lm (3000K, 30°, 22W)
	9 power LEDs, pitch 120 mm
	body in anodized aluminium screen in tempered and serigraphed glass
	not included, see p. 282
	includes 1.5 m neoprene cable H05RN-F 2x0.75 Ø6.3 mm
	surface mounted (ceiling, wall, ground) with brackets recessed (ceiling, wall, ground) with outer casing
	see p. 282
	available on request in 316-mm version with 6W / 8W power

NEVA 2.2

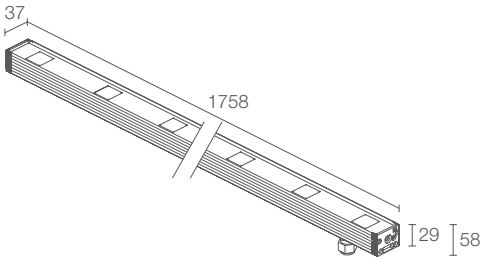

kg 3.15 IP67 IK06

A A+ A++ IPS PID NTC T max 45°C

	27W 24Vdc 1758 mm pitch 120 **NV2200** ■ ■ **A** 38W 24Vdc 1758 mm pitch 120 **NV2201** ■ ■ **A**
■	**F** - 2700K **5** - 3000K **9** - 4000K
■	**S** - 11° **M** - 30° **L** - 45° **W** - 12°x40°
	2087 lm (3000K, 27W) 3098 lm (3000K, 38W)
	1725 lm (3000K, 30°, 27W) 2415 lm (3000K, 30°, 38W)
	15 power LEDs, pitch 120 mm
	body in anodized aluminium screen in tempered and serigraphed glass
	not included, see p. 282
	includes 1.5 m neoprene cable H05RN-F 2x0.75 Ø6.3 mm
	surface mounted (ceiling, wall, ground) with brackets recessed (ceiling, wall, ground) with outer casing
	see p. 282
	available on request in 316-mm version with 6W / 8W power

NEVA 5

^
NEVA 5.0
RGB, DMX, 20W, 18°
LYSS 1.0
4000K, 9W, transparent 10°x180°, white

Space Made Light
traverso-vighy: adventures in light and architecture
Order of Architects, Planners, Landscapers
and Conservationists of the Province
of Barletta-Andria-Trani
Palazzo Covelli, Trani, Italy

NEVA 5.0

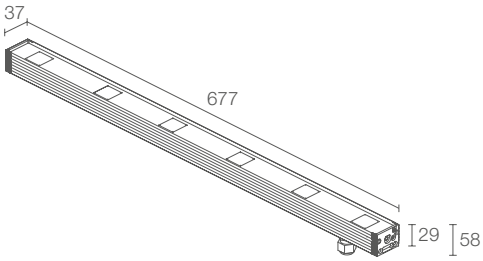

kg 1.25 IP67 IK06 DMX
A A+ A++ IPS NTC T max 45°C

POWER / POWER SUPPLY CODE	20W 24Vdc 677 mm pitch 120 **NV5000 6 ■ A** 20W 24Vdc + DMX512 677 mm pitch 120 **NV5001 6 ■ A**
■ **OPTICS**	**S** - 18° **M** - 26° **L** - 32° **W** - 22°x42°
LED COLOUR	RGB
LUMEN OUTPUT AT SOURCE	1740 lm, R: 290 lm G: 870 lm B: 580 lm
DELIVERED LUMEN OUTPUT	852 lm, R: 312 lm G: 402 lm B: 138 lm (26°)
NO. AND TYPE OF LEDS	6 RGB LED groups, pitch 120 mm
MATERIAL	body in anodized aluminium screen in tempered and serigraphed glass
POWER SUPPLY UNIT	not included, see p. 282
POWER CABLES	includes 1.5 m neoprene cable 05RN-F 4x0.50 Ø5.8 mm DMX version: includes 2x1.5 m neoprene cables H05RN-F 2x0.75 Ø6.3 mm and 05RN-F 4x0.50 Ø5.8 mm
MOUNTING	surface mounted (ceiling, wall, ground) with brackets recessed (ceiling, wall, ground) with outer casing
ACCESSORIES	see p. 282
NOTES	available on request in 316-mm version with 10W power

NEVA 5.1

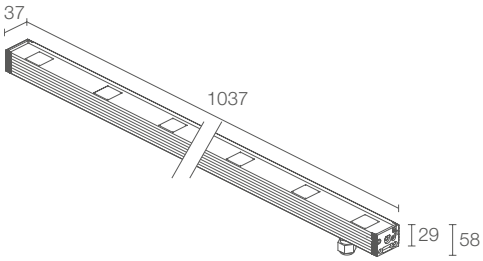

kg 1.87 IP67 IK06
A A+ A++ IPS NTC T max 45°C

30W 24Vdc 1037 mm pitch 120
NV5100 6 A

	S - 18° **M** - 26° **L** - 32° **W** - 22°x42°
	RGB
	2953 lm, R: 434 lm G: 1303 lm B: 1216 lm
	1278 lm, R: 468 lm G: 603 lm B: 207 lm (26°)
	9 RGB LED groups, pitch 120 mm
	body in anodized aluminium screen in tempered and serigraphed glass
	not included, see p. 282
	includes 1.5 m neoprene cable 05RN-F 4x0.50 Ø5.8 mm
	surface mounted (ceiling, wall, ground) with brackets recessed (ceiling, wall, ground) with outer casing
	see p. 282
	available on request in 316-mm version with 10W power

NEVA 5.2

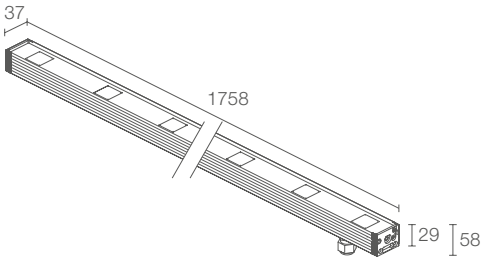

kg 3.15 IP67 IK06
A A+ A++ IPS NTC T max 45°C

50W 24Vdc 1758 mm pitch 120
NV5200 6 A

	S - 18° **M** - 26° **L** - 32° **W** - 22°x42°
	RGB
	4347 lm, R: 724 lm G: 2173 lm B: 1450 lm
	2130 lm, R: 780 lm G: 1005 lm B: 345 lm (26°)
	15 RGB LED groups, pitch 120 mm
	body in anodized aluminium screen in tempered and serigraphed glass
	not included, see p. 282
	includes 1.5 m neoprene cable 05RN-F 4x0.50 Ø5.8 mm
	surface mounted (ceiling, wall, ground) with brackets recessed (ceiling, wall, ground) with outer casing
	see p. 282
	available on request in 316-mm version with 10W power





^
NEVA 6.0
dynamic white, 20W, 18°x43°

NEVA 6.0

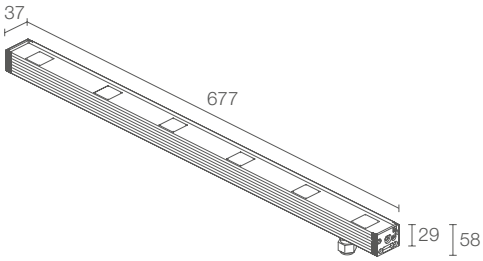

kg 1.25 IP67 IK06 DMX
A A+ A++ IPS NTC T max 45°C

POWER / POWER SUPPLY CODE	20W 24Vdc 677 mm pitch 120 **NV6000 H ■ A** 20W 24Vdc + DMX512 677 mm pitch 120 **NV6001 H ■ A**
■ **OPTICS**	**S** - 15° **M** - 25° **L** - 30° **W** - 18°x43°
LED COLOUR	dynamic white: amber, 4000K, 5000K
LUMEN OUTPUT AT SOURCE	2070 lm, amber: 517 lm 4000K: 758 lm 5000K: 795 lm (4000K)
DELIVERED LUMEN OUTPUT	540 lm, amber: 368 lm 4000K: 540 lm 5000K: 567 lm (4000K, 25°)
NO. AND TYPE OF LEDS	6 LED groups pitch 120 mm
MATERIAL	body in anodized aluminium screen in tempered and serigraphed glass
POWER SUPPLY UNIT	not included, see p. 282
POWER CABLES	includes 1.5 m neoprene cable 05RN-F 4x0.50 Ø5.8 mm DMX version: includes 2x1.5 m neoprene cables H05RN-F 2x0.75 Ø6.3 mm and 05RN-F 4x0.50 Ø5.8 mm
MOUNTING	surface mounted (ceiling, wall, ground) with brackets recessed (ceiling, wall, ground) with outer casing
ACCESSORIES	see p. 282
NOTES	available on request in 316-mm version with 10W power

NEVA 6



NEVA 6.1

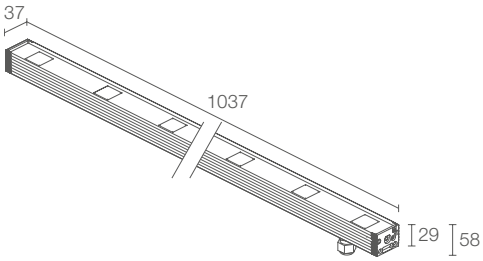

kg 1.87 IP67 IK06
A A+ A++ IPS NTC T max 45°C

30W 24Vdc 1037 mm pitch 120
NV6100 H ■ **A**

■ **S** - 15°
M - 25°
L - 30°
W - 18°x43°

dynamic white: amber, 4000K, 5000K

3100 lm,
amber: 774 lm 4000K: 1135 lm 5000K: 1191 lm (4000K)

810 lm,
amber: 552 lm 4000K: 810 lm 5000K: 850 lm
(4000K, 25°)

9 LED groups pitch 120 mm

body in anodized aluminium
screen in tempered and serigraphed glass

not included, see p. 282

includes 1.5 m neoprene cable
05RN-F 4x0.50 Ø5.8 mm

surface mounted (ceiling, wall, ground) with brackets
recessed (ceiling, wall, ground) with outer casing

see p. 282

available on request in 316-mm version with 10W power

NEVA 6.2

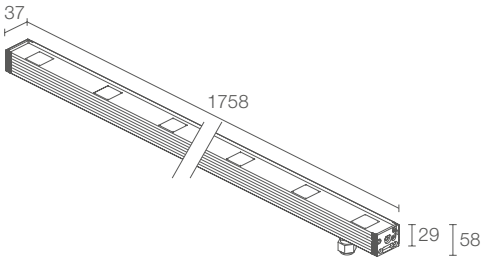

kg 3.15 IP67 IK06
A A+ A++ IPS NTC T max 45°C

50W 24Vdc 1758 mm pitch 120
NV6200 H ■ **A**

■ **S** - 15°
M - 25°
L - 30°
W - 18°x43°

dynamic white: amber, 4000K, 5000K

5162 lm
amber: 1288 lm 4000K: 1890 lm 5000K: 1984 lm (4000K)

1350 lm,
amber: 920 lm 4000K: 1350 lm 5000K: 1417 lm
(4000K, 25°)

15 LED groups pitch 120 mm

body in anodized aluminium
screen in tempered and serigraphed glass

not included, see p. 282

includes 1.5 m neoprene cable
05RN-F 4x0.50 Ø5.8 mm

surface mounted (ceiling, wall, ground) with brackets
recessed (ceiling, wall, ground) with outer casing

see p. 282

available on request in 316-mm version with 10W power

NEVA

ACCESSORIES AND POWER SUPPLY UNITS

	NEVA 1.0	NEVA 1.1	NEVA 1.2	NEVA 2.0	NEVA 2.1	NEVA 2.2	NEVA 5.0	NEVA 5.1	NEVA 5.2	NEVA 6.0	NEVA 6.1	NEVA 6.2
ANTI-GLARE												
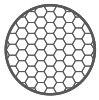 Honeycomb louvre order together with the lighting fixture	**WH6010**	**WH6011**	**WH6012**	**WH6020**	**WH6021**	**WH6022**	**WH6020**	**WH6021**	**WH6022**	**WH6020**	**WH6021**	**WH6022**
Anti-glare shield in black-painted stainless steel	**WB6510** 612 mm	**WB6511** 912 mm	**WB6512** 1513 mm	**WB6520** 673 mm	**WB6521** 1033 mm	**WB6522** 1754 mm	**WB6520** 673 mm	**WB6521** 1033 mm	**WB6522** 1754 mm	**WB6520** 673 mm	**WB6521** 1033 mm	**WB6522** 1754 mm
ACCESSORIES FOR INSTALLATION												
Aluminium outer casing	**WC6510** 622 mm	**WC6511** 922 mm	**WC6512** 1522 mm	**WC6520** 682 mm	**WC6521** 1042 mm	**WC6522** 1763 mm	**WC6520** 682 mm	**WC6521** 1042 mm	**WC6522** 1763 mm	**WC6520** 682 mm	**WC6521** 1042 mm	**WC6522** 1763 mm
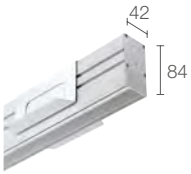 Aluminium outer casing for plasterboard	**WC6710** 622 mm	**WC6711** 922 mm	**WC6712** 1522 mm	**WC6720** 682 mm	**WC6721** 1042 mm	**WC6722** 1763 mm	**WC6720** 682 mm	**WC6721** 1042 mm	**WC6722** 1763 mm	**WC6720** 682 mm	**WC6721** 1042 mm	**WC6722** 1763 mm

for spare parts, see p.704

ACCESSORIES FOR INSTALLATION

WM0601
Pair of brackets h 75 mm

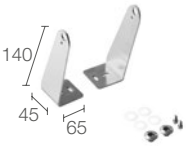

WM0602
Pair of brackets h 140 mm

WN6001
Anti-fall kit

WN6005
Alignment kit
for outer casings

POWER CABLES

Neoprene cables
H05RN-F 2x0.75 Ø6.3 mm
IPS

WF6405 - 5 m
WF6410 - 10 m
WF6415 - 15 m
WF6420 - 20 m

(Neva 1.0 / 1.1 / 1.2 / 2.0 / 2.1 / 2.2)

Neoprene cables
05RN-F 4x0.50 Ø5.8 mm
IPS

WF7205 - 5 m
WF7210 - 10 m
WF7215 - 15 m
WF7220 - 20 m

(Neva 5.0 / 5.1 / 5.2)
not suitable for the version Neva 5.0 DMX

order together with the lighting fixture

POWER SUPPLY UNITS

Max no. fixtures	PSU	IP	Page
1...n	24Vdc	20	671
1...n	24Vdc	67	671
-	RGB controller (Neva 5 / 6)	-	679-684

NEVA 1.2 >
3000K,11°

Architecture by / OMA, Allies and Morrison, Arup
Light planning by / ChapmanBDSP, Studio ZNA
Photo © Gareth Gardner
Design Museum, London, United Kingdom

DESIGN

NEVA

PHOTOMETRIC DATA

NEVA 1.0

S - 11°

H (m)	Ø (m)	Lux max (3000K) 18W	25W
1,00	0,19	23601	33041
2,00	0,37	5900	8260
3,00	0,56	2622	3671
4,00	0,75	1475	2065
5,00	0,93	944	1322

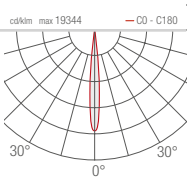

M - 30°

H (m)	Ø (m)	Lux max (3000K) 18W	25W
1,00	0,50	3158	4421
2,00	0,99	789	1105
3,00	1,49	351	491
4,00	1,99	197	276
5,00	2,49	126	177

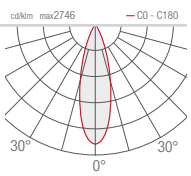

NEVA 2.0

S - 11°

H (m)	Ø (m)	Lux max (3000K) 11W	15W
1,00	0,19	14160	19825
2,00	0,37	3540	4956
3,00	0,56	1572	2203
4,00	0,75	888	1239
5,00	0,93	564	793

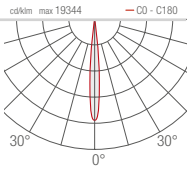

M - 30°

H (m)	Ø (m)	Lux max (3000K) 11W	15W
1,00	0,50	1896	2653
2,00	0,99	474	663
3,00	1,49	210	295
4,00	1,99	120	166
5,00	2,49	78	106

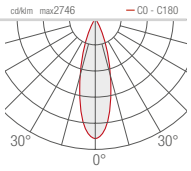

NEVA 5.0

S - 18°

H (m)	Ø (m)	Lux max (white*)
1,00	0,30	2190
2,00	0,60	546
3,00	0,90	246
4,00	1,19	138
5,00	1,49	90

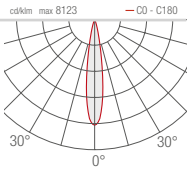

*White created by mixing the colours

M - 26°

H (m)	Ø (m)	Lux max (white*)
1,00	0,50	738
2,00	0,99	126
3,00	1,49	84
4,00	1,99	48
5,00	2,49	30

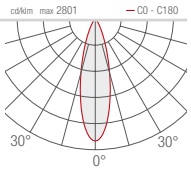

NEVA 6.0

S - 15°

H (m)	Ø (m)	Lux max (4000K)
1,00	0,27	15165
2,00	0,54	3791
3,00	0,80	1685
4,00	1,07	948
5,00	1,34	607

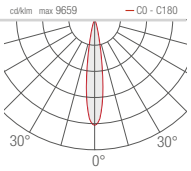

M - 25°

H (m)	Ø (m)	Lux max (4000K)
1,00	0,43	5937
2,00	0,86	1484
3,00	1,29	660
4,00	1,72	371
5,00	2,15	237

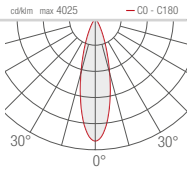

NEVA 1.2 >
4000K, 45W, 45°

Project by / ing. Mauro Di Monte - Omnia Progetti
Architecture by / arch. Maurizio Laureti,
geom. Antonio Bruni - Studio 3BL
Mas Club Sport Center
Massignano, Ascoli Piceno, Italy

L - 45°

H (m)	Ø (m)	Lux max (3000K) 18W	25W
1,00	0,82	2013	2818
2,00	1,64	503	705
3,00	2,46	224	313
4,00	3,28	126	176
5,00	4,09	81	113

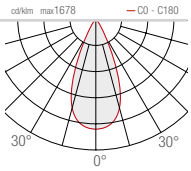

W - 12°x40°

H (m)	Ø (m)	Ø (m)	Lux max (3000K) 18W	25W
1,00	0,31	0,76	5913	8278
2,00	0,61	1,52	1478	2069
3,00	0,92	2,27	657	920
4,00	1,23	3,03	370	517
5,00	1,53	3,79	237	331

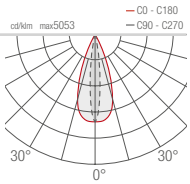

L - 45°

H (m)	Ø (m)	Lux max (3000K) 11W	15W
1,00	0,82	1206	1691
2,00	1,64	300	423
3,00	2,46	132	188
4,00	3,28	78	106
5,00	4,09	48	68

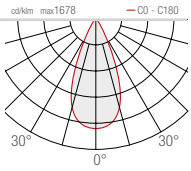

W - 12°x40°

H (m)	Ø (m)	Ø (m)	Lux max (3000K) 11W	15W
1,00	0,31	0,76	3546	4697
2,00	0,61	1,52	888	1242
3,00	0,92	2,27	396	552
4,00	1,23	3,03	222	310
5,00	1,53	3,79	144	199

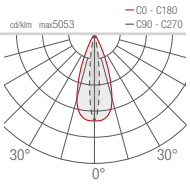

L - 32°

H (m)	Ø (m)	Lux max (white*)
1,00	0,62	522
2,00	1,24	132
3,00	1,85	60
4,00	2,47	30
5,00	3,09	18

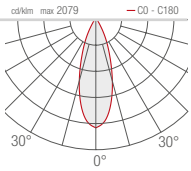

W - 22°x42°

H (m)	Ø (m)	Ø (m)	Lux max (white*)
1,00	0,31	0,76	786
2,00	0,61	1,52	198
3,00	0,92	2,27	90
4,00	1,23	3,03	48
5,00	1,53	3,79	30

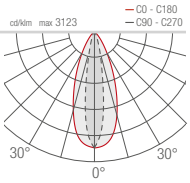

L - 30°

H (m)	Ø (m)	Lux max (4000K)
1,00	0,54	3622
2,00	1,09	906
3,00	1,63	402
4,00	2,17	226
5,00	2,72	145

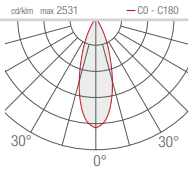

W - 18°x43°

H (m)	Ø (m)	Ø (m)	Lux max (4000K)
1,00	0,31	0,79	4718
2,00	0,62	1,57	1179
3,00	0,93	2,36	524
4,00	1,24	3,14	295
5,00	1,54	3,93	189

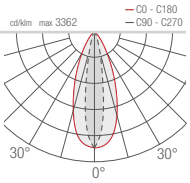

RIO

OUTDOOR LINEAR PROFILES

RIO 1.0
260 mm

RIO 1.1
510 mm

RIO 1.2
1010 mm

RIO 1.3
1510 mm

RIO 1.4
2010 mm

RIO 2.0
260 mm

RIO 2.1
510 mm

RIO 2.2
1010 mm

RIO 2.3
1510 mm

RIO 2.4
2010 mm

< **RIO 1.2**
2800K, 12W

Light planning by / Alve Iluminación
Plaza del Parrote, A Coruña, Spain

RIO

UNIQUE SELLING POINTS



AVAILABLE ON REQUEST
IN NON-STANDARD LENGTHS



RECESSED MOUNTED IN CEILING, WALL OR GROUND
USING SPECIAL OUTER CASING AND INSTALLATION KIT



ALUMINIUM
OUTER CASING

STAINLESS STEEL
OUTER CASING

ALUMINIUM
OUTER CASING
FOR PLASTERBOARD



UNDERWATER VERSION
RIO SUB ON PAGE 325

RIO 1

RIO 1.0

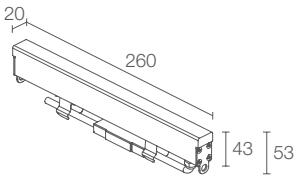

kg 5000 kg 0.21 IP67 IK10

A A+ A++ IPS T max 40°C

POWER / POWER SUPPLY	3W 24Vdc white light 260 mm 4.5W 24Vdc RGB light 260 mm
CODE	**RE1000 D B**
LED COLOUR	**F** - 2600K **5** - 2800K **9** - 3700K **6** - RGB
OPTICS	diffuse
LUMEN OUTPUT AT SOURCE	336 lm (2800K) RGB: 70 lm, R: 15 lm G: 45 lm B: 10 lm
DELIVERED LUMEN OUTPUT	70 lm (2800K) RGB: 50 lm, R: 11 lm G: 32 lm B: 7 lm
NO. AND TYPE OF LEDS	24 SMD low-power LEDs RGB: SDM full-colour LEDs
MATERIAL	body in PMMA screen in opal PMMA end caps in AISI 316L stainless steel
POWER SUPPLY UNIT	not included, see p. 298
POWER CABLES	includes 1.5 m neoprene cable H05RN-F 2x0.35/0.75 Ø6.3 mm RGB: includes 1.5 m FEP+PCP cable (equivalent to H05RN-F) 4x0.50/0.50 Ø6.3 mm
MOUNTING	recessed (ceiling, wall, ground)
ACCESSORIES	see p. 298
NOTES	underwater version Rio Sub 1, p. 326 non-standard lengths available on request

RIO 1.1

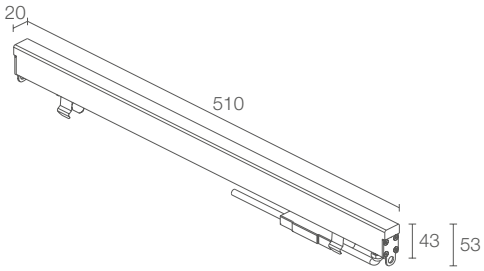

kg 5000 kg 0.42 IP67 IK10

A A+ A++ IPS T max 40°C

	6W 24Vdc white light 510 mm 8.5W 24Vdc RGB light 510 mm
	RE1100 D B
	F - 2600K **5** - 2800K **9** - 3700K **6** - RGB
	diffuse
	672 lm (2800K) RGB: 140 lm, R: 30 lm G: 90 lm B: 20 lm
	140 lm (2800K) RGB: 100 lm, R: 22 lm G: 64 lm B: 14 lm
	48 SMD low-power LEDs RGB: SDM full-colour LEDs
	body in PMMA screen in opal PMMA end caps in AISI 316L stainless steel
	not included, see p. 298
	includes 1.5 m neoprene cable H05RN-F 2x0.35/0.75 Ø6.3 mm RGB: includes 1.5 m FEP+PCP cable (equivalent to H05RN-F) 4x0.50/0.50 Ø6.3 mm
	recessed (ceiling, wall, ground)
	see p. 298
	underwater version Rio Sub 1, p. 326 non-standard lengths available on request

< RIO 1.1 / RIO 1.2
3700K, 6W-12W

Project by / arch. Francesco Mancini
Corte Martinelli, Andria, Italy



RIO 1

^
RIO 1.2
RGB, 17W

RIO 1.2

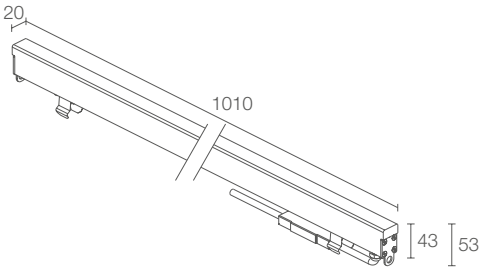

kg 5000 kg 0.83 IP67 IK10

A A+ A++ IPS T max 40°C

POWER / POWER SUPPLY	12W 24Vdc white light 1010 mm 17W 24Vdc RGB light 1010 mm
CODE	**RE1200 D B**
LED COLOUR	**F** - 2600K **5** - 2800K **9** - 3700K **6** - RGB
OPTICS	diffuse
LUMEN OUTPUT AT SOURCE	1344 lm (2800K) RGB: 280 lm, R: 60 lm G: 180 lm B: 40 lm
DELIVERED LUMEN OUTPUT	280 lm (2800K) RGB: 200 lm, R: 44 lm G: 128 lm B: 28 lm
NO. AND TYPE OF LEDS	96 SMD low-power LEDs RGB: SDM full-colour LEDs
MATERIAL	body in PMMA screen in opal PMMA end caps in AISI 316L stainless steel
POWER SUPPLY UNIT	not included, see p. 298
POWER CABLES	includes 1.5 m neoprene cable H05RN-F 2x0.35/0.75 Ø6.3 mm RGB: includes 1.5 m FEP+PCP cable (equivalent to H05RN-F) 4x0.50/0.50 Ø6.3 mm
MOUNTING	recessed (ceiling, wall, ground)
ACCESSORIES	see p. 298
NOTES	underwater version Rio Sub 1, p. 326 non-standard lengths available on request

RIO 1.3

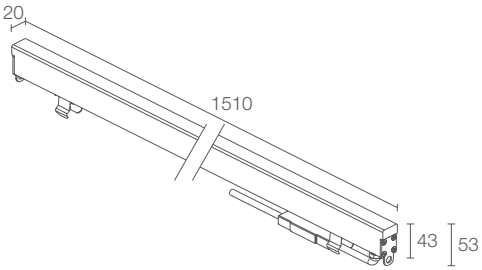

kg 5000 kg 1.28 IP67 IK10

A A+ A++ IPS T max 40°C

	18W 24Vdc white light 1510 mm 26W 24Vdc RGB light 1510 mm **RE1300** **D B**
	F - 2600K **5** - 2800K **9** - 3700K **6** - RGB
	diffuse
	2016 lm (2800K) RGB: 420 lm, R: 90 lm G: 270 lm B: 60 lm
	420 lm (2800K) RGB: 300 lm, R: 66 lm G: 192 lm B: 42 lm
	144 SMD low-power LEDs RGB: SDM full-colour LEDs
	body in PMMA screen in opal PMMA end caps in AISI 316L stainless steel
	not included, see p. 298
	includes 1.5 m neoprene cable H05RN-F 2x0.35/0.75 Ø6.3 mm RGB: includes 1.5 m FEP+PCP cable (equivalent to H05RN-F) 4x0.50/0.50 Ø6.3 mm
	recessed (ceiling, wall, ground)
	see p. 298
	underwater version Rio Sub 1, p. 326 non-standard lengths available on request

RIO 1.4

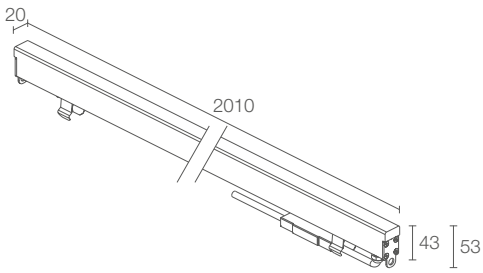

kg 5000 kg 1.50 IP67 IK10

A A+ A++ IPS T max 40°C

	24W 24Vdc white light 2010 mm 34W 24Vdc RGB light 2010 mm **RE1400** **D B**
	F - 2600K **5** - 2800K **9** - 3700K **6** - RGB
	diffuse
	2688 lm (2800K) RGB: 560 lm, R: 120 lm G: 360 lm B: 80 lm
	560 lm (2800K) RGB: 400 lm, R: 88 lm G: 256 lm B: 56 lm
	192 SMD low-power LEDs RGB: SDM full-colour LEDs
	body in PMMA screen in opal PMMA end caps in AISI 316L stainless steel
	not included, see p. 298
	includes 1.5 m neoprene cable H05RN-F 2x0.35/0.75 Ø6.3 mm RGB: includes 1.5 m FEP+PCP cable (equivalent to H05RN-F) 4x0.50/0.50 Ø6.3 mm
	recessed (ceiling, wall, ground)
	see p. 298
	underwater version Rio Sub 1, p. 326 non-standard lengths available on request

RIO 2

< RIO 1.1
2800K, 6W

Light planning by / Cristian Turra
Private residence,
Iseo, Brescia, Italy

RIO 2.0

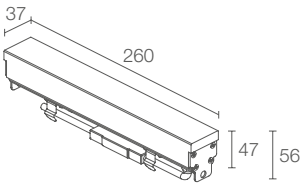

kg 5000 kg 0.40 IP67 IK10
A A+ A++ IPS T max 40°C

POWER / POWER SUPPLY	5W 24Vdc white light 260 mm 4.5W 24Vdc RGB light 260 mm
CODE	**RE2000 D B**
LED COLOUR	**F** - 2600K **5** - 2800K **9** - 3700K **6** - RGB
OPTICS	diffuse
LUMEN OUTPUT AT SOURCE	528 lm (2800K) RGB: 70 lm, R: 15 lm G: 45 lm B: 10 lm
DELIVERED LUMEN OUTPUT	145 lm (2800K) RGB: 50 lm, R: 11 lm G: 32 lm B: 7 lm
NO. AND TYPE OF LEDS	48 SMD low-power LEDs RGB: SDM full-colour LEDs
MATERIAL	body in PMMA screen in opal PMMA end caps in AISI 316L stainless steel
POWER SUPPLY UNIT	not included, see p. 298
POWER CABLES	includes 1.5 m neoprene cable H05RN-F 2x0.35/0.75 Ø6.3 mm RGB: includes 1.5 m FEP+PCP cable (equivalent to H05RN-F) 4x0.50/0.50 Ø6.3 mm
MOUNTING	recessed (ceiling, wall, ground)
ACCESSORIES	see p. 298
NOTES	underwater version Rio Sub 2, p. 327 non-standard lengths available on request

RIO 2.1

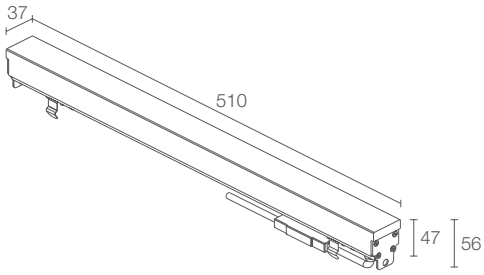

kg 5000 kg 0.79 IP67 IK10
A A+ A++ IPS T max 40°C

	10W 24Vdc white light 510 mm 8.5W 24Vdc RGB light 510 mm
	RE2100 D B
	F - 2600K **5** - 2800K **9** - 3700K **6** - RGB
	diffuse
	1056 lm (2800K) RGB: 140 lm, R: 30 lm G: 90 lm B: 20 lm
	290 lm (2800K) RGB: 100 lm, R: 22 lm G: 64 lm B: 14 lm
	96 SMD low-power LEDs RGB: SDM full-colour LEDs
	body in PMMA screen in opal PMMA end caps in AISI 316L stainless steel
	not included, see p. 298
	includes 1.5 m neoprene cable H05RN-F 2x0.35/0.75 Ø6.3 mm RGB: includes 1.5 m FEP+PCP cable (equivalent to H05RN-F) 4x0.50/0.50 Ø6.3 mm
	recessed (ceiling, wall, ground)
	see p. 298
	underwater version Rio Sub 2, p. 327 non-standard lengths available on request

RIO 2

v
RIO 2.4
3700K, 38W

Project by / arch. Luca Rigoni
Private residence
Vicenza, Italy

RIO 2.2

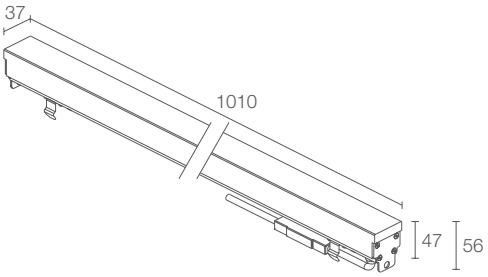

kg 5000 kg 1.56 IP67 IK10
A A+ A++ IPS T max 40°C

POWER / POWER SUPPLY	19W 24Vdc white light 1010 mm 17W 24Vdc RGB light 1010 mm
CODE	**RE2200 D B**
LED COLOUR	**F** - 2600K **5** - 2800K **9** - 3700K **6** - RGB
OPTICS	diffuse
LUMEN OUTPUT AT SOURCE	2112 lm (2800K) RGB: 280 lm, R: 60 lm G: 180 lm B: 40 lm
DELIVERED LUMEN OUTPUT	580 lm (2800K) RGB: 200 lm, R: 44 lm G: 128 lm B: 28 lm
NO. AND TYPE OF LEDS	192 SMD low-power LEDs RGB: SDM full-colour LEDs
MATERIAL	body in PMMA screen in opal PMMA end caps in AISI 316L stainless steel
POWER SUPPLY UNIT	not included, see p. 298
POWER CABLES	includes 1.5 m neoprene cable H05RN-F 2x0.35/0.75 Ø6.3 mm RGB: includes 1.5 m FEP+PCP cable (equivalent to H05RN-F) 4x0.50/0.50 Ø6.3 mm
MOUNTING	recessed (ceiling, wall, ground)
ACCESSORIES	see p. 298
NOTES	underwater version Rio Sub 2, p. 327 non-standard lengths available on request

RIO 2.3

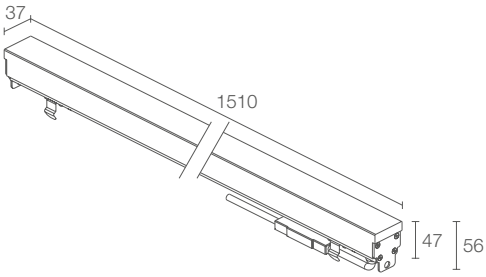

kg 5000 kg 2.34 IP67 IK10

A A+ A++ IPS T max 40°C

	29W 24Vdc white light 1510 mm 26W 24Vdc RGB light 1510 mm **RE2300** **D B**
	F - 2600K **5** - 2800K **9** - 3700K **6** - RGB
	diffuse
	3168 lm (2800K) RGB: 420 lm, R: 90 lm G: 270 lm B: 60 lm
	870 lm (2800K) RGB: 300 lm, R: 66 lm G: 192 lm B: 42 lm
	288 SMD low-power LEDs RGB: SDM full-colour LEDs
	body in PMMA screen in opal PMMA end caps in AISI 316L stainless steel
	not included, see p. 298
	includes 1.5 m neoprene cable H05RN-F 2x0.35/0.75 Ø6.3 mm RGB: includes 1.5 m FEP+PCP cable (equivalent to H05RN-F) 4x0.50/0.50 Ø6.3 mm
	recessed (ceiling, wall, ground)
	see p. 298
	underwater version Rio Sub 2, p. 327 non-standard lengths available on request

RIO 2.4

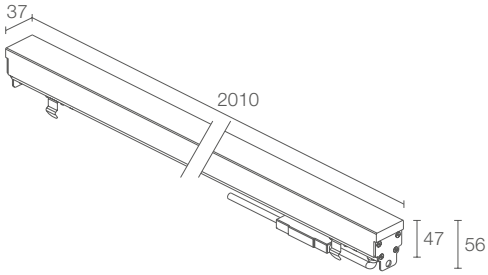

kg 5000 kg 3.11 IP67 IK10

A A+ A++ IPS T max 40°C

	38W 24Vdc white light 2010 mm 34W 24Vdc RGB light 2010 mm **RE2400** **D B**
	F - 2600K **5** - 2800K **9** - 3700K **6** - RGB
	diffuse
	4224 lm (2800K) RGB: 560 lm, R: 120 lm G: 360 lm B: 80 lm
	1160 lm (2800K) RGB: 400 lm, R: 88 lm G: 256 lm B: 56 lm
	384 SMD low-power LEDs RGB: SDM full-colour LEDs
	body in PMMA screen in opal PMMA end caps in AISI 316L stainless steel
	not included, see p. 298
	includes 1.5 m neoprene cable H05RN-F 2x0.35/0.75 Ø6.3 mm RGB: includes 1.5 m FEP+PCP cable (equivalent to H05RN-F) 4x0.50/0.50 Ø6.3 mm
	recessed (ceiling, wall, ground)
	see p. 298
	underwater version Rio Sub 2, p. 327 non-standard lengths available on request

RIO

ACCESSORIES AND POWER SUPPLY UNITS

	RIO 1.0	RIO 1.1	RIO 1.2	RIO 1.3	RIO 1.4		RIO 2.0	RIO 2.1	RIO 2.2	RIO 2.3	RIO 2.4
ACCESSORIES FOR INSTALLATION											
 Aluminium outer casing	**WC8110** 264 mm	**WC8111** 514 mm	**WC8112** 1014 mm	**WC8113** 1515 mm	**WC8114** 2015 mm	 Aluminium outer casing	**WC8220** 264 mm	**WC8221** 514 mm	**WC8222** 1014 mm	**WC8223** 1515 mm	**WC8224** 2015 mm
 Stainless steel outer casing	**WC8150** 263 mm	**WC8151** 513 mm	**WC8152** 1013 mm	**WC8153** 1514 mm	**WC8154** 2014 mm	 Stainless steel outer casing	**WC8250** 263 mm	**WC8251** 513 mm	**WC8252** 1013 mm	**WC8253** 1514 mm	**WC8254** 2014 mm
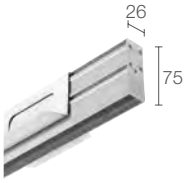 Aluminium outer casing for plasterboard	**WC8310** 264 mm	**WC8311** 514 mm	**WC8312** 1014 mm	**WC8313** 1515 mm	**WC8314** 2015 mm	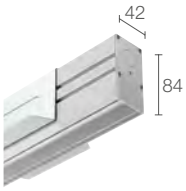 Aluminium outer casing for plasterboard	**WC8420** 264 mm	**WC8421** 514 mm	**WC8422** 1014 mm	**WC8423** 1515 mm	**WC8424** 2015 mm
for spare parts, see p. 704						for spare parts, see p. 704					

ACCESSORIES FOR INSTALLATION

WN8101
Anti-fall kit
(Rio 1)

WN8102
Anti-fall kit
(Rio 2)

WN6005
Alignment kit
for aluminium
outer casings

WN8011
Alignment kit for
stainless steel
outer casings

POWER CABLES

Neoprene cables
H05RN-F 2x0.35/0.75 Ø6.3 mm
IPS

WF5205 - 5 m
WF5210 - 10 m
WF5215 - 15 m
WF5220 - 20 m

white LED colour

order together with the lighting fixture

Cable in FEP+PCP
(equivalent to H05RN-F)
4x0.50/0.50 Ø6.3 mm
IPS

WF7505 - 5 m

RGB

POWER SUPPLY UNITS

Max no. fixtures	PSU	IP	Page
1...n	24Vdc	20	671
1...n	24Vdc	67	671
-	RGB controller	-	679-684

RIO 2.0 >
2800K, 5W

Private residence, Milan, Italy

RIO

PHOTOMETRIC DATA

RIO 1.0

D - Diffuse

H (m)	Ø (m)	Lux max (2800K)
0,50	1,68	104
1,00	3,37	26
2,00	6,74	7
2,50	8,42	4
3,00	10,11	3

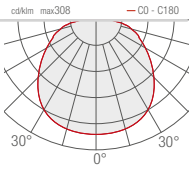

RIO 2.0

D - Diffuse

Lux max (2800K)

H (m)	Ø (m)	
0,50	1,68	207
1,00	3,37	52
2,00	6,74	13
2,50	8,42	8
3,00	10,11	6

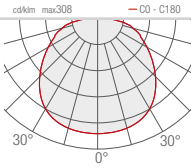

RIO 1.2
2800K, 12W

Light planning by / Alve Iluminación
Plaza del Parrote, A Coruña, Spain

RIVER

OUTDOOR LINEAR PROFILES

RIVER 1.0
500 mm
pitch 50

RIVER 2.0
1000 mm
pitch 50

RIVER 1.1
500 mm
pitch 50

RIVER 2.1
1000 mm
pitch 50

RIVER 1.2
500 mm

RIVER 2.2
1000 mm

RIVER 4.0
500 mm
pitch 50

RIVER 5.0
1000 mm
pitch 50

< **RIVER 1.1**
3000K, 20W

Project by / arch. Fernanda Cantone
Light planning by / Light Style
Photo by / Simone Aprile
Castello Tafuri Charming Suites
Portopalo di Capo Passero, Syracuse, Italy

RIVER 1

v
RIVER 1.0
3000K, 20W, 10°x40°

Light planning by / Studio Luce Sacchi
Villa Medici del Vascello
San Giovanni in Croce, Cremona, Italy

RIVER 1.0

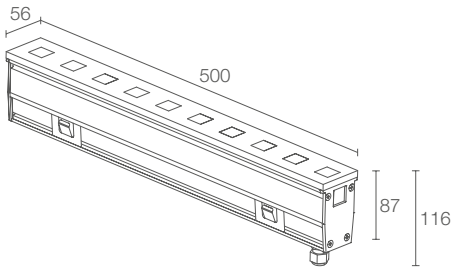

kg 2000 kg 1.80 IP67 IK09

A A+ A++ IPS PID T max 45°C

POWER / POWER SUPPLY **CODE**	20W 230Vac 500 mm pitch 50 **RV1010** ■ ■ **V**
■ **LED COLOUR**	**F** - 2700K **5** - 3000K **9** - 4000K **0** - 5000K **1** - blue
■ **OPTICS**	**S** - 11° **M** - 30° **L** - 47° **W** - 10°x40°
LUMEN OUTPUT AT SOURCE	1450 lm (3000K)
DELIVERED LUMEN OUTPUT	1050 lm (3000K, 30°)
NO. AND TYPE OF LEDS	10 power LEDs, pitch 50 mm
MATERIAL	body in anodized aluminium screen in tempered, transparent glass
POWER SUPPLY UNIT	built in
POWER CABLES	includes 1.5 m neoprene cable H07RN-F 3x1.0 Ø9.3 mm
MOUNTING	recessed (wall, ground)
ACCESSORIES	see p. 310
NOTES	DALI and 1-10V versions, and in/out connection, available on request

RIVER 1.1

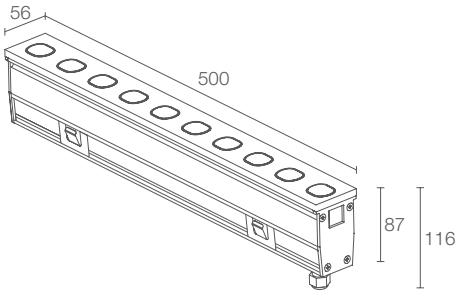

RIVER 1.2

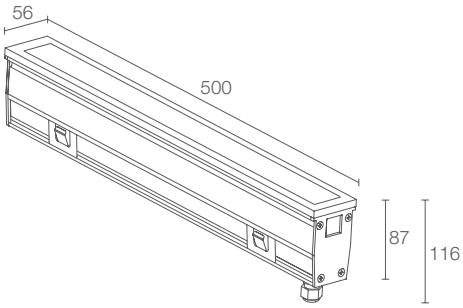

	RIVER 1.1	RIVER 1.2
	CE LED TECH kg 2000 kg 1.80 IP67 IK09 A A+ A++ IPS PID T max 45°C	CE LED TECH kg 2000 kg 1.80 IP67 IK09 A A+ A++ IPS PID T max 45°C
	20W 230Vac 500 mm pitch 50 **RV1110 V1 V**	10W 230Vac 500 mm **RV1210 D V**
	F - 2700K **5** - 3000K **9** - 4000K **0** - 5000K **1** - blue	**F** - 2700K **5** - 3000K **9** - 4000K
	wall washer	diffuse
	1450 lm (3000K)	924 lm (3000K)
	1049 lm (3000K)	473 lm (3000K)
	10 power LEDs, pitch 50 mm	66 SMD mid-power LEDs
	body in anodized aluminium screen in tempered, transparent glass	body in anodized aluminium screen in extra-clear, acid-etched, tempered glass
	built in	built in
	includes 1.5 m neoprene cable H07RN-F 3x1.0 Ø9.3 mm	includes 1.5 m neoprene cable H07RN-F 3x1.0 Ø9.3 mm
	recessed (wall, ground)	recessed (wall, ground)
	see p. 310	see p. 310
	DALI and 1-10V versions, and in/out connection, available on request	DALI and 1-10V versions, and in/out connection, available on request

RIVER 2

RIVER 2.0

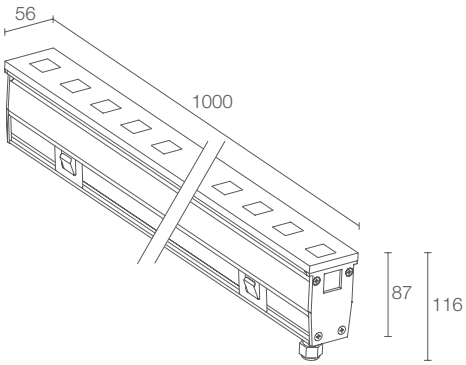

kg 2000 kg 3.60 IP67 IK09

A A+ A++ IPS PID T max 45°C

POWER / POWER SUPPLY CODE	40W 230Vac 1000 mm pitch 50 **RV2010** ■ ■ **V**
■ **LED COLOUR**	**F** - 2700K **5** - 3000K **9** - 4000K **0** - 5000K **1** - blue
■ **OPTICS**	**S** - 11° **M** - 30° **L** - 47° **W** - 10°x40°
LUMEN OUTPUT AT SOURCE	2900 lm (3000K)
DELIVERED LUMEN OUTPUT	2100 lm (3000K, 30°)
NO. AND TYPE OF LEDS	20 power LEDs, pitch 50 mm
MATERIAL	body in anodized aluminium screen in tempered, transparent glass
POWER SUPPLY UNIT	built in
POWER CABLES	includes 1.5 m neoprene cable H07RN-F 3x1.0 Ø9.3 mm
MOUNTING	recessed (wall, ground)
ACCESSORIES	see p. 310
NOTES	DALI and 1-10V versions, and in/out connection, available on request

RIVER 2.1

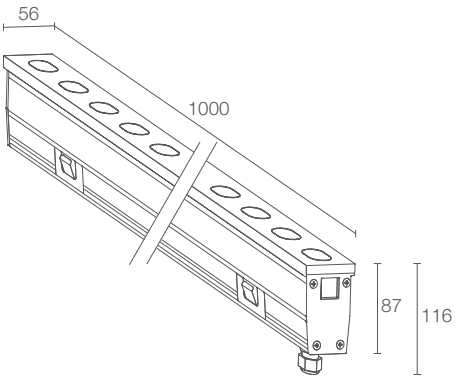

CE LED TECH kg 2000 kg 3.60 IP67 IK09
A A+ A++ IPS PID T max 45°C

	40W 230Vac 1000 mm pitch 50 **RV2110** ■ **V1 V**
■	**F** - 2700K **5** - 3000K **9** - 4000K **0** - 5000K **1** - blue
	wall washer
	2900 lm (3000K)
	2098 lm (3000K)
	20 power LEDs, pitch 50 mm
	body in anodized aluminium screen in tempered, transparent glass
	built in
	includes 1.5 m neoprene cable H07RN-F 3x1.0 Ø9.3 mm
	recessed (wall, ground)
	see p. 310
	DALI and 1-10V versions, and in/out connection, available on request

RIVER 2.2

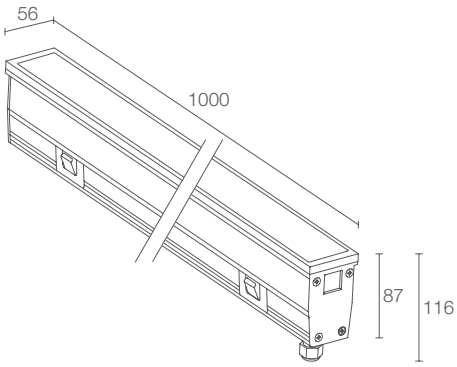

CE LED TECH kg 2000 kg 3.60 IP67 IK09
A A+ A++ IPS PID T max 45°C

	20W 230Vac 1000 mm **RV2210** ■ **D V**
■	**F** - 2700K **5** - 3000K **9** - 4000K
	diffuse
	1848 lm (3000K)
	946 lm (3000K)
	132 SMD mid-power LEDs
	body in anodized aluminium screen in extra-clear, acid-etched, tempered glass
	built in
	includes 1.5 m neoprene cable H07RN-F 3x1.0 Ø9.3 mm
	recessed (wall, ground)
	see p. 310
	DALI and 1-10V versions, and in/out connection, available on request

RIVER 4 – 5

< **RIVER 1.0**
4000K, 20W, 10°x40° (installed in the ground)
RIVER 2.0
4000K, 40W, 47° (installed in the ceiling)
LYSS 1.0
4000K, 9W, satin 20°x180°, white

Project by / arch. Ciro Alfredo Matarante
Castellano Gruppo Alimentare
Cerignola, Foggia, Italy

RIVER 4.0

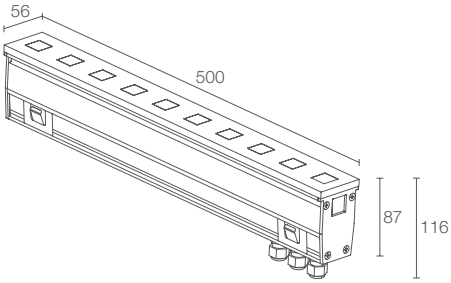

kg 2000 kg 1.80 IP67 IK09 DMX RDM
A A+ A++ IPS T max 45°C

POWER / POWER SUPPLY **CODE**	30W 48Vdc + DMX512 500 mm pitch 50 **RV4000 7 ■ V**
■ **OPTICS**	**S** - 13° **M** - 33° **L** - 47°
LED COLOUR	RGBW
LUMEN OUTPUT AT SOURCE	3234 lm, R: 658 lm G: 1022 lm B: 378 lm W: 1176 lm (4000K)
DELIVERED LUMEN OUTPUT	2310 lm, R: 470 lm G: 730 lm B: 270 lm W: 840 lm (4000K, 33°)
NO. AND TYPE OF LEDS	40 power LEDs (10 4000K power LEDs, 30 RGB power LEDs) pitch 50 mm
MATERIAL	body in anodized aluminium screen in tempered, transparent glass
POWER SUPPLY UNIT	not included, see p. 310
POWER CABLES	includes 1x1.5 m neoprene cable H07RN-F 2x1.0 Ø8.7 mm and 2x1.5 m neoprene cables 05RN-F 4x0.50 Ø5.8 mm
MOUNTING	recessed (wall, ground)
ACCESSORIES	see p. 310

RIVER 5.0

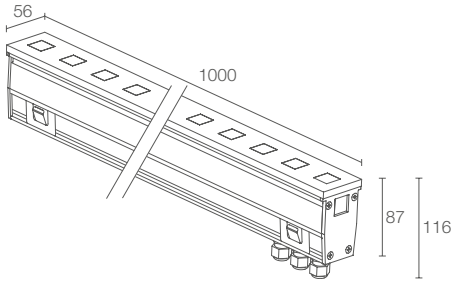

kg 2000 kg 3.60 IP67 IK09 DMX RDM
A A+ A++ IPS T max 45°C

	60W 48Vdc + DMX512 1000 mm pitch 50 **RV5000 7 ■ V**
■	**S** - 13° **M** - 33° **L** - 47°
	RGBW
	6468 lm, R: 1316 lm G: 2044 lm B: 756 lm W: 2352 lm (4000K)
	4620 lm, R: 940 lm G: 1460 lm B: 540 lm W: 1680 lm (4000K, 33°)
	80 power LEDs (20 4000K power LEDs, 60 RGB power LEDs) pitch 50 mm
	body in anodized aluminium screen in tempered, transparent glass
	not included, see p. 310
	includes 1x1.5 m neoprene cable H07RN-F 2x1.0 Ø8.7 mm and 2x1.5 m neoprene cables 05RN-F 4x0.50 Ø5.8 mm
	recessed (wall, ground)
	see p. 310

RIVER

ACCESSORIES AND POWER SUPPLY UNITS

	RIVER 1.0	RIVER 1.1	RIVER 1.2	RIVER 2.0	RIVER 2.1	RIVER 2.2	RIVER 4.0	RIVER 5.0
ACCESSORIES FOR INSTALLATION								
 Outer casing	**WC6050** 500 mm	**WC6050** 500 mm	**WC6050** 500 mm				**WC6050** 500 mm	
 Outer casing				**WC6100** 1000 mm	**WC6100** 1000 mm	**WC6100** 1000 mm		**WC6100** 1000 mm

ACCESSORIES FOR INSTALLATION

WN6005
Alignment kit
for aluminium
outer casings

POWER SUPPLY UNITS River 4.0 / 5.0

Max no. fixtures	PSU	IP	Page
1...n	48Vdc + DMX controller	67	671 683 684

RIVER 1.0 / RIVER 2.0 >
3000K, 20W-40W, 11°
SPOT 2.7
3000K, 6W, 24°,
with asymmetrical snoot

Light planning by / Inelga
Pazo A Toxeiriña
Moraña, Pontevedra, Spain

RIVER

PHOTOMETRIC DATA

RIVER 1.0

S - 11°

H (m)	Ø (m)	Lux max (3000K)
1,00	0,20	19985
2,00	0,40	4996
3,00	0,60	2221
4,00	0,80	1249
5,00	1,00	799

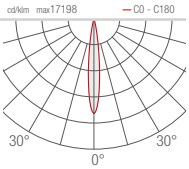

M - 30°

H (m)	Ø (m)	Lux max (3000K)
1,00	0,52	2810
2,00	1,05	703
3,00	1,57	312
4,00	2,09	176
5,00	2,61	112

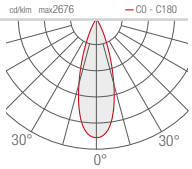

RIVER 1.1

V1 - Wall Washer

H (m)	Ø (m)	Ø (m)	Lux max (3000K)
1,00	1,52	1,67	615
2,00	3,04	3,33	154
3,00	4,56	5,00	68
4,00	6,08	6,66	38
5,00	7,59	8,33	25

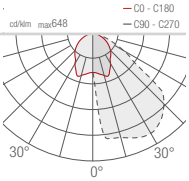

RIVER 1.2

D - Diffuse

H (m)	Ø (m)	Lux max (3000K)
1,00	2,17	201
2,00	4,33	50
3,00	6,50	22
4,00	8,67	13
5,00	10,84	8

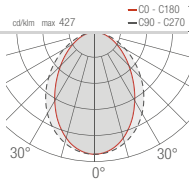

RIVER 4.0

S - 13°

H (m)	Ø (m)	Lux max (4000K)
1,00	0,20	11954
2,00	0,40	2989
3,00	0,60	1328
4,00	0,80	747
5,00	1,00	478

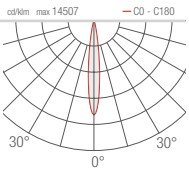

M - 33°

H (m)	Ø (m)	Lux max (4000K)
1,00	0,52	2297
2,00	1,05	574
3,00	1,57	255
4,00	2,09	144
5,00	2,61	92

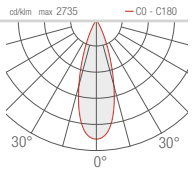



L - 47°

H (m)	Ø (m)	Lux max (3000K)
1,00	0,86	1747
2,00	1,73	437
3,00	2,59	194
4,00	3,45	109
5,00	4,32	70

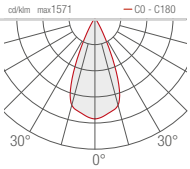

W - 10°x40°

H (m)	Ø (m)	Ø (m)	Lux max (3000K)
1,00	0,16	0,74	7605
2,00	0,33	1,49	1901
3,00	0,49	2,23	845
4,00	0,65	2,98	475
5,00	0,82	3,72	304

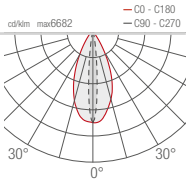

L - 47°

H (m)	Ø (m)	Lux max (4000K)
1,00	0,86	1308
2,00	1,73	327
3,00	2,59	145
4,00	3,45	82
5,00	4,32	52

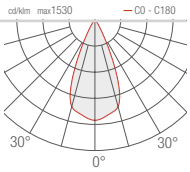

RIVER 2.2
3000K, 20W

Project by / Atelier Home / Planstudio,
arch. R. Suyundukova
Asgat Galimzianov Park, Kazan, Russia

RIVER WALL

OUTDOOR LINEAR PROFILES

RIVER WALL 1.0
520 mm
pitch 50

RIVER WALL 2.0
1020 mm
pitch 50

RIVER WALL 1.1
520 mm
pitch 50

RIVER WALL 2.1
1020 mm
pitch 50

RIVER WALL 1.2
520 mm

RIVER WALL 2.2
1020 mm

RIVER WALL 4.0
520 mm
pitch 50

RIVER WALL 5.0
1020 mm
pitch 50

< **RIVER WALL 1.0**
3000K, 20W, 10°x40°, with brackets

Light planning by / Studio Luce Sacchi
Villa Medici del Vascello
San Giovanni in Croce, Cremona, Italy

RIVER WALL 1

RIVER WALL 1.0

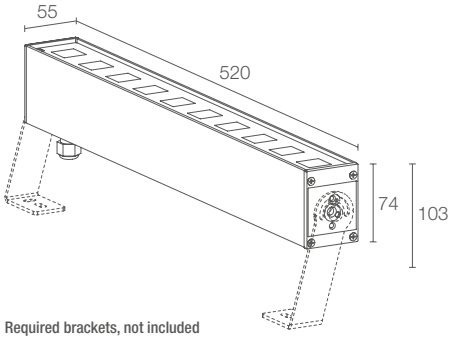

Required brackets, not included

kg 1.50 IP66 IK09

A A+ A++ IPS PID T max 45°C

POWER / POWER SUPPLY **CODE**	20W 230Vac 520 mm pitch 50 **RW1010** ■ ■ **F** Grey
■ **LED COLOUR**	**F** - 2700K **5** - 3000K **9** - 4000K **0** - 5000K **1** - blue
■ **OPTICS**	**S** - 11° **M** - 30° **L** - 47° **W** - 10°x40°
LUMEN OUTPUT AT SOURCE	1450 lm (3000K)
DELIVERED LUMEN OUTPUT	1050 lm (3000K, 30°)
NO. AND TYPE OF LEDS	10 power LEDs, pitch 50 mm
MATERIAL	body in anodized aluminium screen in tempered, transparent glass
POWER SUPPLY UNIT	built in
POWER CABLES	includes 1.5 m neoprene cable H07RN-F 3x1.0 Ø9.3 mm
MOUNTING	surface mounted (ceiling, wall, ground)
ACCESSORIES	see p. 322
NOTES	DALI and 1-10V versions, and in/out connection, available on request

RIVER WALL 1.1

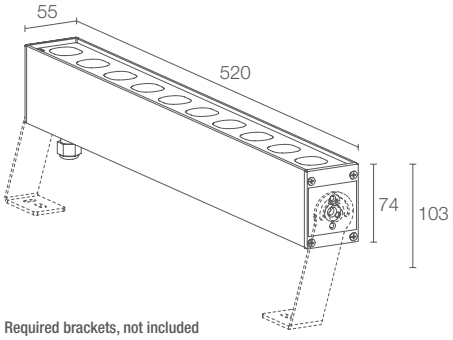

Required brackets, not included

kg 1.50 IP66 IK09

A A+ A++ IPS PID T max 45°C

	20W 230Vac 520 mm pitch 50 **RW1110** **V1 F** Grey
	F - 2700K **5** - 3000K **9** - 4000K **0** - 5000K **1** - blue
	wall washer
	1450 lm (3000K)
	1049 lm (3000K)
	10 power LEDs, pitch 50 mm
	body in anodized aluminium screen in tempered, transparent glass
	built in
	includes 1.5 m neoprene cable H07RN-F 3x1.0 Ø9.3 mm
	surface mounted (ceiling, wall, ground)
	see p. 322
	DALI and 1-10V versions, and in/out connection, available on request

RIVER WALL 1.2

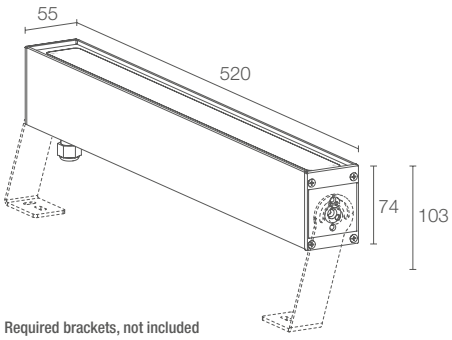

Required brackets, not included

kg 1.50 IP66 IK09

A A+ A++ IPS PID T max 45°C

	10W 230Vac 520 mm **RW1210** **D F** Grey
	F - 2700K **5** - 3000K **9** - 4000K
	diffuse
	924 lm (3000K)
	473 lm (3000K)
	66 SMD mid-power LEDs
	body in anodized aluminium screen in extra-clear, acid-etched, tempered glass
	built in
	includes 1.5 m neoprene cable H07RN-F 3x1.0 Ø9.3 mm
	surface mounted (ceiling, wall, ground)
	see p. 322
	DALI and 1-10V versions, and in/out connection, available on request

RIVER WALL 2

RIVER WALL 2.0

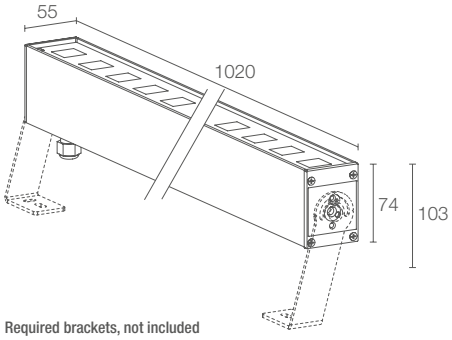

Required brackets, not included

kg 3.30 IP66 IK09

A A+ A++ IPS PID T max 45°C

POWER / POWER SUPPLY **CODE**	40W 230Vac 1020 mm pitch 50 **RW2010** ■ ■ **F** Grey
■ **LED COLOUR**	**F** - 2700K **5** - 3000K **9** - 4000K **0** - 5000K **1** - blue
■ **OPTICS**	**S** - 11° **M** - 30° **L** - 47° **W** - 10°x40°
LUMEN OUTPUT AT SOURCE	2900 lm (3000K)
DELIVERED LUMEN OUTPUT	2100 lm (3000K, 30°)
NO. AND TYPE OF LEDS	20 power LEDs, pitch 50 mm
MATERIAL	body in anodized aluminium screen in tempered, transparent glass
POWER SUPPLY UNIT	built in
POWER CABLES	includes 1.5 m neoprene cable H07RN-F 3x1.0 Ø9.3 mm
MOUNTING	surface mounted (ceiling, wall, ground)
ACCESSORIES	see p. 322
NOTES	DALI and 1-10V versions, and in/out connection, available on request

RIVER WALL 2.1

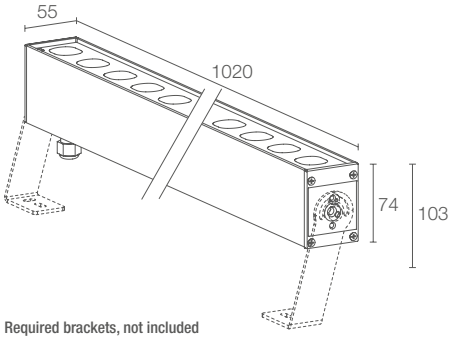

Required brackets, not included

kg 3.30 IP66 IK09

A A+ A++ IPS PID T max 45°C

	40W 230Vac 1020 mm pitch 50 **RW2110** **V1 F** Grey
	F - 2700K **5** - 3000K **9** - 4000K **0** - 5000K **1** - blue
	wall washer
	2900 lm (3000K)
	2098 lm (3000K)
	20 power LEDs, pitch 50 mm
	body in anodized aluminium screen in tempered, transparent glass
	built in
	includes 1.5 m neoprene cable H07RN-F 3x1.0 Ø9.3 mm
	surface mounted (ceiling, wall, ground)
	see p. 322
	DALI and 1-10V versions, and in/out connection, available on request

RIVER WALL 2.2

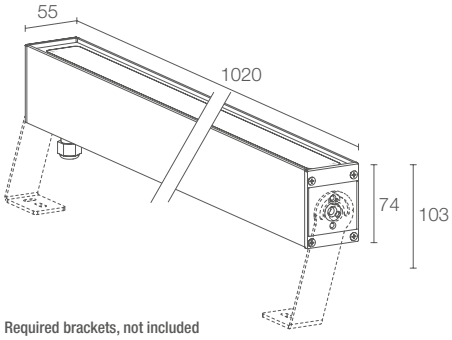

Required brackets, not included

kg 3.30 IP66 IK09

A A+ A++ IPS PID T max 45°C

	20W 230Vac 1020 mm **RW2210** **D F** Grey
	F - 2700K **5** - 3000K **9** - 4000K
	diffuse
	1848 lm (3000K)
	946 lm (3000K)
	132 SMD mid-power LEDs
	body in anodized aluminium screen in extra-clear, acid-etched, tempered glass
	built in
	includes 1.5 m neoprene cable H07RN-F 3x1.0 Ø9.3 mm
	surface mounted (ceiling, wall, ground)
	see p. 322
	DALI and 1-10V versions, and in/out connection, available on request

RIVER WALL 4 – 5

< **RIVER WALL 2.0**
3000K, 40W, 11°, with brackets

Project by / traverso-vighy architetti
Photo by / Alessandra Chemollo
Corte Bertesina, Vicenza, Italy

RIVER WALL 4.0

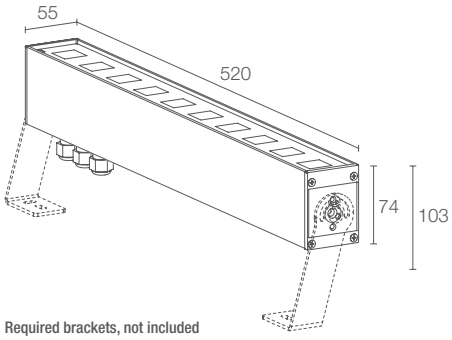

Required brackets, not included

kg 1.50 IP66 IK09 DMX RDM

A A+ A++ IPS T max 45°C

RIVER WALL 5.0

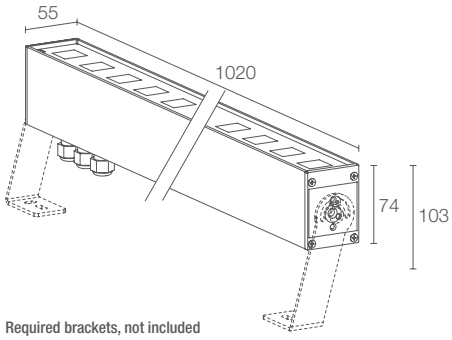

Required brackets, not included

kg 3.30 IP66 IK09 DMX RDM

A A+ A++ IPS T max 45°C

POWER / POWER SUPPLY	30W 48Vdc + DMX512 520 mm pitch 50	60W 48Vdc + DMX512 1020 mm pitch 50
CODE	**RW4000 7 ■ F** Grey	**RW5000 7 ■ F** Grey
■ **OPTICS**	**S** - 13° **M** - 33° **L** - 47°	■ **S** - 13° **M** - 33° **L** - 47°
LED COLOUR	RGBW	RGBW
LUMEN OUTPUT AT SOURCE	3234 lm, R: 658 lm G: 1022 lm B: 378 lm W: 1176 lm (4000K)	6468 lm, R: 1316 lm G: 2044 lm B: 756 lm W: 2352 lm (4000K)
DELIVERED LUMEN OUTPUT	2310 lm, R: 470 lm G: 730 lm B: 270 lm W: 840 lm (4000K, 33°)	4620 lm, R: 940 lm G: 1460 lm B: 540 lm W: 1680 lm (4000K, 33°)
NO. AND TYPE OF LEDS	40 power LEDs (10 4000K power LEDs, 30 RGB power LEDs) pitch 50	80 power LEDs (20 4000K power LEDs, 60 RGB power LEDs) pitch 50
MATERIAL	body in anodized aluminium screen in tempered, transparent glass	body in anodized aluminium screen in tempered, transparent glass
POWER SUPPLY UNIT	not included, see p. 322	not included, see p. 322
POWER CABLES	includes 1x1.5 m neoprene cable H07RN-F 2x1.0 Ø8.7 mm and 2x1.5 m neoprene cables 05RN-F 4x0.50 Ø5.8 mm	includes 1x1.5 m neoprene cable H07RN-F 2x1.0 Ø8.7 mm and 2x1.5 m neoprene cables 05RN-F 4x0.50 Ø5.8 mm
MOUNTING	surface mounted (ceiling, wall, ground)	surface mounted (ceiling, wall, ground)
ACCESSORIES	see p. 322	see p. 322

RIVER WALL

ACCESSORIES AND POWER SUPPLY UNITS

ACCESSORIES FOR INSTALLATION

WM0811
Pair of brackets h 125 mm



WM0812
Pair of brackets h 275 mm

POWER SUPPLY UNITS River Wall 4.0 / 5.0

Max no. fixtures	PSU	IP	Page
1...n	48Vdc + DMX controller	67	671 683 684

RIVER WALL 1.0
3000K, 20W, 10°x40°, with brackets
RIVER 1.0
3000K, 20W, 10°x40°

Light planning by / Studio Luce Sacchi
Villa Medici del Vascello
San Giovanni in Croce, Cremona, Italy

RIVER WALL

PHOTOMETRIC DATA

RIVER WALL 1.0

S - 11°

H (m)	Ø (m)	Lux max (3000K)
1,00	0,20	19985
2,00	0,40	4996
3,00	0,60	2221
4,00	0,80	1249
5,00	1,00	799

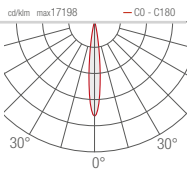

M - 30°

H (m)	Ø (m)	Lux max (3000K)
1,00	0,52	2810
2,00	1,05	703
3,00	1,57	312
4,00	2,09	176
5,00	2,61	112

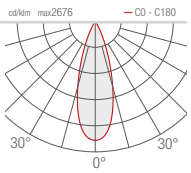

L - 47°

H (m)	Ø (m)	Lux max (3000K)
1,00	0,86	1747
2,00	1,73	437
3,00	2,59	194
4,00	3,45	109
5,00	4,32	70

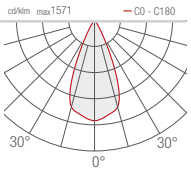

W - 10°x40°

H (m)	Ø (m)	Ø (m)	Lux max (3000K)
1,00	0,16	0,74	7605
2,00	0,33	1,49	1901
3,00	0,49	2,23	845
4,00	0,65	2,98	475
5,00	0,82	3,72	304

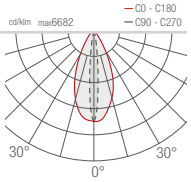

RIVER WALL 1.1

V1 - Wall Washer

H (m)	Ø (m)	Ø (m)	Lux max (3000K)
1,00	1,52	1,67	615
2,00	3,04	3,33	154
3,00	4,56	5,00	68
4,00	6,08	6,66	38
5,00	7,59	8,33	25

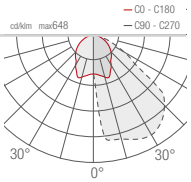

RIVER WALL 1.2

D - Diffuse

H (m)	Ø (m)	Lux max (3000K)
1,00	2,17	201
2,00	4,33	50
3,00	6,50	22
4,00	8,67	13
5,00	10,84	8

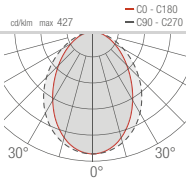

RIVER WALL 4.0

S - 13°

H (m)	Ø (m)	Lux max (4000K)
1,00	0,20	11954
2,00	0,40	2989
3,00	0,60	1328
4,00	0,80	747
5,00	1,00	478

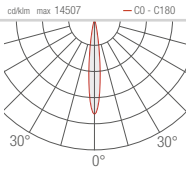

M - 33°

H (m)	Ø (m)	Lux max (4000K)
1,00	0,52	2297
2,00	1,05	574
3,00	1,57	255
4,00	2,09	144
5,00	2,61	92

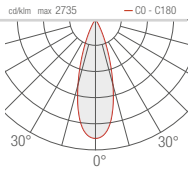

L - 47°

H (m)	Ø (m)	Lux max (4000K)
1,00	0,86	1308
2,00	1,73	327
3,00	2,59	145
4,00	3,45	82
5,00	4,32	52

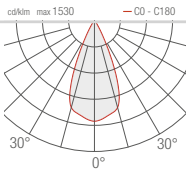

RIO SUB

OUTDOOR AND UNDERWATER LINEAR PROFILES

RIO SUB 1.1
510 mm

RIO SUB 1.2
1010 mm

RIO SUB 2.1
510 mm

RIO SUB 2.2
1010 mm

< **RIO SUB 2.2**
2800K, 19W
MOBY 1.1
RGBW, 9W, 62°

RIO SUB 1

RIO SUB 1.1

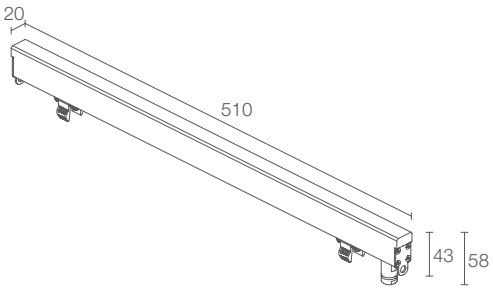

kg 0.74 IP68 IK10

A A+ A++ IPS T max 40°C

POWER / POWER SUPPLY	6W 24Vdc white light 510 mm 8.5W 24Vdc RGB light 510 mm
CODE	**RS1100 D B**
LED COLOUR	**F** - 2600K **5** - 2800K **9** - 3700K **6** - RGB
OPTICS	diffuse
LUMEN OUTPUT AT SOURCE	672 lm (2800K) RGB: 140 lm, R: 30 lm G: 90 lm B: 20 lm
DELIVERED LUMEN OUTPUT	140 lm (2800K) RGB: 100 lm, R: 22 lm G: 64 lm B: 14 lm
NO. AND TYPE OF LEDS	48 SMD low-power LEDs RGB: SDM full-colour LEDs
MATERIAL	body in PMMA screen in opal PMMA end caps in AISI 316L stainless steel
POWER SUPPLY UNIT	not included, see p. 328
POWER CABLES	includes 5m neoprene cable H05RN-F 2x1.00 Ø6.8 mm RGB: includes 5 m FEP+PCP cable (equivalent to H05RN-F) 4x0.50/0.50 Ø6.3 mm
MOUNTING	recessed (wall, ground) max depth 10 m
ACCESSORIES	see p. 328

RIO SUB 1.2

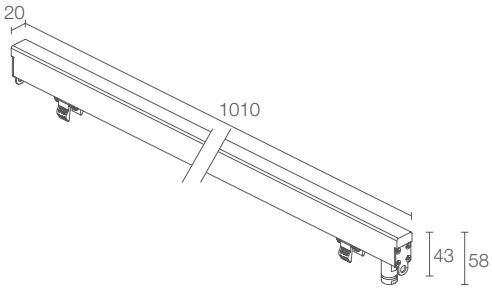

kg 1.47 IP68 IK10

A A+ A++ IPS T max 40°C

	12W 24Vdc white light 1010 mm 17W 24Vdc RGB light 1010 mm
	RS1200 D B
	F - 2600K **5** - 2800K **9** - 3700K **6** - RGB
	diffuse
	1344 lm (2800K) RGB: 280 lm, R: 60 lm G: 180 lm B: 40 lm
	280 lm (2800K) RGB: 200 lm, R: 44 lm G: 128 lm B: 28 lm
	96 SMD low-power LEDs RGB: SDM full-colour LEDs
	body in PMMA screen in opal PMMA end caps in AISI 316L stainless steel
	not included, see p. 328
	includes 5m neoprene cable H05RN-F 2x1.00 Ø6.8 mm RGB: includes 5 m FEP+PCP cable (equivalent to H05RN-F) 4x0.50/0.50 Ø6.3 mm
	recessed (wall, ground) max depth 10 m
	see p. 328

RIO SUB 2

RIO SUB 2.1

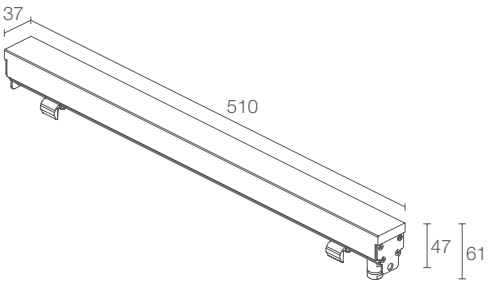

kg 1.37 IP68 IK10

A A+ A++ IPS T max 40°C

POWER / POWER SUPPLY	10W 24Vdc white light 510 mm 8.5W 24Vdc RGB light 510 mm
CODE	**RS2100 D B**
LED COLOUR	**F** - 2600K **5** - 2800K **9** - 3700K **6** - RGB
OPTICS	diffuse
LUMEN OUTPUT AT SOURCE	1056 lm (2800K) RGB: 140 lm, R: 30 lm G: 90 lm B: 20 lm
DELIVERED LUMEN OUTPUT	290 lm (2800K) RGB: 100 lm, R: 22 lm G: 64 lm B: 14 lm
NO. AND TYPE OF LEDS	96 SMD low-power LEDs RGB: SDM full-colour LEDs
MATERIAL	body in PMMA screen in opal PMMA end caps in AISI 316L stainless steel
POWER SUPPLY UNIT	not included, see p. 328
POWER CABLES	includes 5m neoprene cable H05RN-F 2x1.00 Ø6.8 mm RGB: includes 5 m FEP+PCP cable (equivalent to H05RN-F) 4x0.50/0.50 Ø6.3 mm
MOUNTING	recessed (wall, ground) max depth 10 m
ACCESSORIES	see p. 328

RIO SUB 2.2

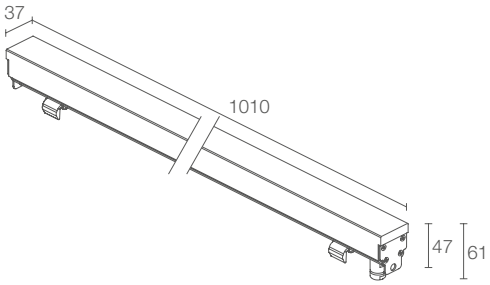

kg 2.72 IP68 IK10

A A+ A++ IPS T max 40°C

	19W 24Vdc white light 1010 mm 17W 24Vdc RGB light 1010 mm
	RS2200 D B
	F - 2600K **5** - 2800K **9** - 3700K **6** - RGB
	diffuse
	2112 lm (2800K) RGB: 280 lm, R: 60 lm G: 180 lm B: 40 lm
	580 lm (2800K) RGB: 200 lm, R: 44 lm G: 128 lm B: 28 lm
	192 SMD low-power LEDs RGB: SDM full-colour LEDs
	body in PMMA screen in opal PMMA end caps in AISI 316L stainless steel
	not included, see p. 328
	includes 5m neoprene cable H05RN-F 2x1.00 Ø6.8 mm RGB: includes 5 m FEP+PCP cable (equivalent to H05RN-F) 4x0.50/0.50 Ø6.3 mm
	recessed (wall, ground) max depth 10 m
	see p. 328

RIO SUB

ACCESSORIES AND POWER SUPPLY UNITS

	RIO SUB 1.1	RIO SUB 1.2	RIO SUB 2.1	RIO SUB 2.2
ACCESSORIES FOR INSTALLATION				
 Stainless steel outer casing	**WC8551** 545 mm	**WC8552** 1045 mm		
 Stainless steel outer casing			**WC8651** 545 mm	**WC8652** 1045 mm

POWER SUPPLY UNITS

Max no. fixtures	PSU	IP	Page
1...n	24Vdc	20	671
1...n	24Vdc	67	671
-	RGB controller	-	679-684

RIO SUB 2.1 >
2800K, 10W

RIO SUB

PHOTOMETRIC DATA

RIO SUB 1.1

D - Diffuse

H (m)	Ø (m)	Lux max (2800K)
0,50	1,68	173
1,00	3,37	43
2,00	6,74	11
2,50	8,42	7
3,00	10,11	5

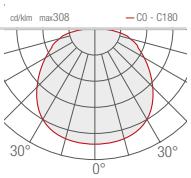

RIO SUB 2.1

D - Diffuse

H (m)	Ø (m)	Lux max (2800K)
0,50	1,68	358
1,00	3,37	89
2,00	6,74	22
2,50	8,42	14
3,00	10,11	10

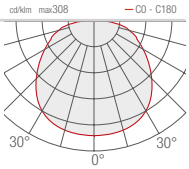



TREVI

OUTDOOR AND UNDERWATER LINEAR PROFILES

TREVI 1.0
613 mm

TREVI 1.1
1208 mm

TREVI 1.2
1803 mm

< **TREVI 1.1**
2700K, 14W, 65°

TREVI

TREVI 1.0

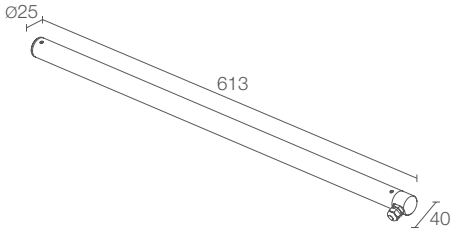

kg 0.40 IP68 IK10

A A+ A++ IPS T max 40°C

POWER / POWER SUPPLY	7W 24Vdc white light 613 mm pitch 100 10W 24Vdc white light 613 mm diffuse
CODE	**TR1000 ■ ■ A** 11W 24Vdc RGB light 613 mm diffuse **TR1000 6 D A**
■ **LED COLOUR**	**F** - 2700K **5** - 3000K **9** - 4000K
■ **OPTICS**	**M** - 40° **L** - 65° **W** - 20°x50° **D** - diffuse
LUMEN OUTPUT AT SOURCE	619 lm (3000K, optics version) 1092 lm (3000K, diffuse version) RGB: 526 lm, R: 118 lm G: 336 lm B: 72 lm (diffuse version)
DELIVERED LUMEN OUTPUT	504 lm (3000K, 40°) 522 lm (3000K, diffuse optics) RGB: 376 lm, R: 84 lm G: 240 lm B: 52 lm (diffuse optics)
NO. AND TYPE OF LEDS	6 power LEDs, pitch 100 (optics version) 78 mid-power LEDs (diffuse version) 42 low-power, full-colour LEDs (RGB version)
MATERIAL	screen in transparent polycarbonate (optics version) screen in opal polycarbonate (diffuse version) end caps in AISI 316L stainless steel
POWER SUPPLY UNIT	not included, see p. 334
POWER CABLES	includes 5 m neoprene cable H05RN-F 2x0.75 Ø6.3 mm RGB: includes 5 m FEP+PCP cable (equivalent to H05RN-F) 4x0.50/0.50 Ø6.3 mm
MOUNTING	surface mounted (ceiling, wall, ground)
ACCESSORIES	see p. 334
NOTES	available on request in the following versions: 313 mm and 4W power (optics version) 313 mm and 5W power (diffuse version) 313 mm and 5W power (RGB version)

TREVI 1.1

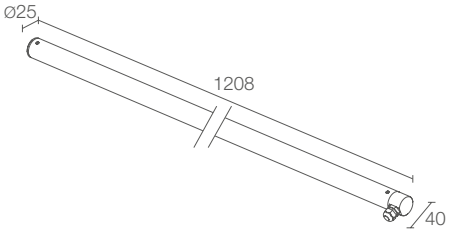

kg 0.80 IP68 IK10

A A+ A++ IPS T max 40°C

	14W 24Vdc white light 1208 mm pitch 100 21W 24Vdc white light 1208 mm diffuse **TR1100 A** 24W 24Vdc RGB light 1208 mm diffuse **TR1100 6 D A**
	F - 2700K **5** - 3000K **9** - 4000K
	M - 40° **L** - 65° **W** - 20°x50° **D** - diffuse
	1237 lm (3000K, optics version) 2268 lm (3000K, diffuse version) RGB: 1100 lm, R: 245 lm G: 703 lm B: 152 lm (diffuse version)
	1008 lm (3000K, 40°) 1092 lm (3000K, diffuse optics) RGB: 786 lm, R: 175 lm G: 502 lm B: 109 lm (diffuse optics)
	12 power LEDs, pitch 100 (optics version) 162 mid-power LEDs (diffuse version) 90 low-power, full-colour LEDs (RGB version)
	screen in transparent polycarbonate (optics version) screen in opal polycarbonate (diffuse version) end caps in AISI 316L stainless steel
	not included, see p. 334
	includes 5 m neoprene cable H05RN-F 2x0.75 Ø6.3 mm RGB: includes 5 m FEP+PCP cable (equivalent to H05RN-F) 4x0.50/0.50 Ø6.3 mm
	surface mounted (ceiling, wall, ground)
	see p. 334
	available on request in the following versions: 313 mm and 4W power (optics version) 313 mm and 5W power (diffuse version) 313 mm and 5W power (RGB version)

TREVI 1.2

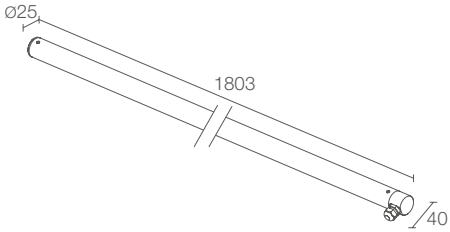

kg 2.10 IP68 IK10

A A+ A++ IPS T max 40°C

	21W 24Vdc white light 1803 mm pitch 100 32W 24Vdc white light 1803 mm diffuse **TR1200 A** 37W 24Vdc RGB light 1803 mm diffuse **TR1200 6 D A**
	F - 2700K **5** - 3000K **9** - 4000K
	M - 40° **L** - 65° **W** - 20°x50° **D** - diffuse
	1856 lm (3000K, optics version) 3444 lm (3000K, diffuse version) RGB: 1676 lm, R: 372 lm G: 1071 lm B: 233 lm (diffuse version)
	1512 lm (3000K, 40°) 1662 lm (3000K, diffuse optics) RGB: 1197 lm, R: 266 lm G: 765 lm B: 166 lm (diffuse optics)
	18 power LEDs, pitch 100 (optics version) 246 mid-power LEDs (diffuse version) 138 low-power, full-colour LEDs (RGB version)
	screen in transparent polycarbonate (optics version) screen in opal polycarbonate (diffuse version) end caps in AISI 316L stainless steel
	not included, see p. 334
	includes 5m neoprene cable H05RN-F 2x0.75 Ø6.3 mm RGB: includes 5 m FEP+PCP cable (equivalent to H05RN-F) 4x0.50/0.50 Ø6.3 mm
	surface mounted (ceiling, wall, ground)
	see p. 334
	available on request in the following versions: 313 mm and 4W power (optics version) 313 mm and 5W power (diffuse version) 313 mm and 5W power (RGB version)

TREVI

ACCESSORIES AND POWER SUPPLY UNITS

ACCESSORIES FOR INSTALLATION

WM0501
Pair of clips

WM0502
Pair of tamper-resistant clips

POWER SUPPLY UNITS

Max no. fixtures	PSU	IP	Page
1...n	24Vdc	20	671
1...n	24Vdc	67	671
-	RGB controller	-	679-684

TREVI

PHOTOMETRIC DATA

TREVI 1.0

M - 40°

H (m)	Ø (m)	Lux max (3000K)
1,00	0,66	839
2,00	1,34	210
3,00	2,00	93
4,00	2,68	52
5,00	3,34	34

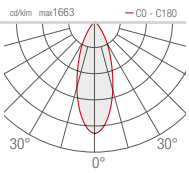

L - 65°

H (m)	Ø (m)	Lux max (3000K)
1,00	1,32	286
2,00	2,64	71
3,00	3,94	32
4,00	5,56	18
5,00	6,58	11

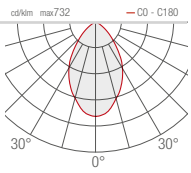

W - 20°x50°

H (m)	Ø (m)	Ø (m)	Lux max (3000K)
1,00	0,40	0,92	902
2,00	0,82	1,84	226
3,00	1,22	2,76	100
4,00	1,62	3,68	56
5,00	2,04	4,60	36

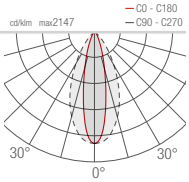

D - Diffuse

H (m)	Ø (m)	Lux max (3000K)
1,00	3,48	223
2,00	6,94	56
3,00	10,42	25
4,00	13,90	14
5,00	17,36	9

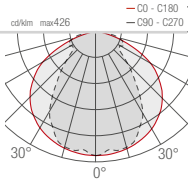

< **TREVI 1.2**
3000K, 32W, diffuse

Project by / traverso-vighy architetti
Photo by / Alessandra Chemollo
Corte Bertesina, Vicenza, Italy

PRODUCT	CITY	GEM	SIRI TRACK	TEMPLA	WALL 7	ZAB TRACK	AKRO	FLORI
INDOOR	■	■	■	■	■	■		
OUTDOOR							■	■
UNDERWATER								
RGB / RGBW / CYAN								
ADJUSTABILITY	↻ ↺	↺	↻ ↺	↺	↻ ↺	↻ ↺	↻ ↺	↻ ↺
APPLIANCE CLASS	III	III		III	III		III □	

PROJECTORS

KLEO	LYSS	PALLADIANO	PIVOT	SIRI	SPOT 1	SPOT 2 - 3 - 4	STRA P	SPOT 1 316L	SPOT 2 316L - 3 316L	MOBY P



CITY

INDOOR PROJECTORS

CITY 1.0

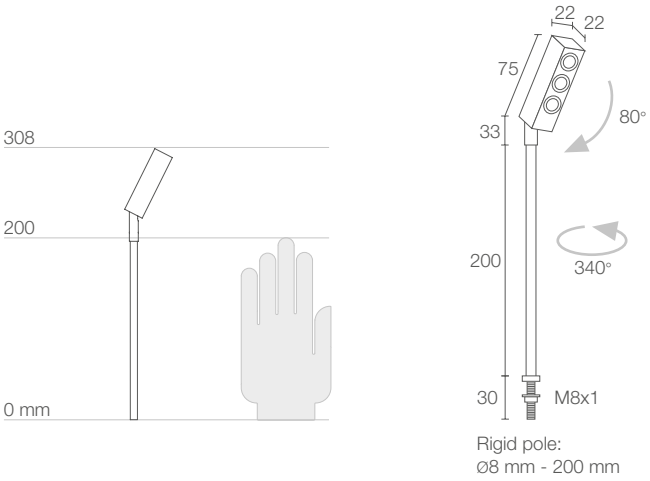

kg 0.25 IP20

A A+ A++

POWER / POWER SUPPLY	max 3W max 350mA
CODE	**CY103120 C** Chrome **CY103120 S** Satin
LED COLOUR	**5** - 3000K **9** - 4000K **0** - 5000K
OPTICS	**S** - 10° **M** - 25° **L** - 40°
LUMEN OUTPUT AT SOURCE	331 lm (3000K, 350mA)
DELIVERED LUMEN OUTPUT	221 lm (3000K, 350mA, 25°)
NO. AND TYPE OF LED	3 power LEDs
MATERIAL	body in aluminium, arm in brass
POWER SUPPLY UNIT	not included, see p. 340 and 668
POWER CABLES	includes 0.50 m PVC cable FROR 2x0.35 Ø3.5 mm
WIRING	series
MOUNTING	surface mounted (shop windows)
ACCESSORIES	see p. 340
NOTES	available on request with non-standard pole height

< CITY 1.0
3000K, 3W, 40°, satin

CITY

ACCESSORIES AND POWER SUPPLY UNITS

POWER CABLES

PVC cable
FROR 2x0.35 Ø3.5 mm
your choice of length
WF0110

order together with the lighting fixture

POWER SUPPLY UNITS

Max no. fixtures	PSU	IP	Page
1	A13350VL	20	669
1/3	A19350QL	20	669
1/5	ACUNI020T1	20	668 669
2/4	A312350QL	20	669
1/4 Dimmer	ADUNITC	20	672 673 674

PHOTOMETRIC DATA

CITY 1.0

S - 10°

H (m)	Ø (m)	Lux max (3000K)
1,00	0,17	5142
2,00	0,34	1285
3,00	0,52	571
4,00	0,69	321
5,00	0,86	206

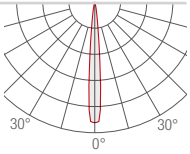

M - 25°

H (m)	Ø (m)	Lux max (3000K)
1,00	0,35	1288
2,00	0,70	322
3,00	1,05	143
4,00	1,40	80
5,00	1,75	52

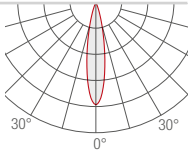

L - 40°

H (m)	Ø (m)	Lux max (3000K)
1,00	0,77	438
2,00	1,53	110
3,00	2,30	49
4,00	3,06	27
5,00	3,83	18

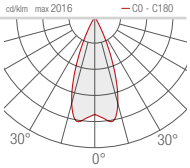

Just cavalli
Just cavalli

GEM

INDOOR PROJECTORS

GEM 1.0

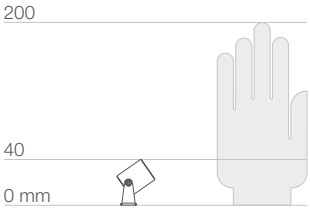

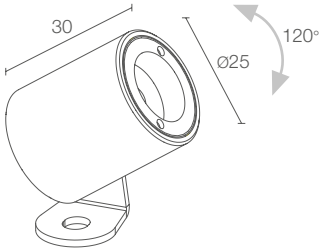

kg 0.15 IP40

A A+ A++

POWER / POWER SUPPLY	max 2W max 500mA
CODE	**GE1012 ■■ B** White **GE1012 ■■ C** Chrome **GE1012 ■■ P** Pearl chrome **GE1012 ■■ N** Black
■ **LED COLOUR**	**F** - 2700K **5** - 3000K **9** - 4000K **0** - 5000K **1** - blue
■ **OPTICS**	**S** - 10° **M** - 20° **L** - 40°
LUMEN OUTPUT AT SOURCE	145 lm (3000K, 500mA)
DELIVERED LUMEN OUTPUT	95 lm (3000K, 500mA, 20°)
NO. AND TYPE OF LED	1 power LED
MATERIAL	body in aluminium
POWER SUPPLY UNIT	not included, see p. 344 and 668
POWER CABLES	includes 1.5 m PVC cable HT105° 2x0.20 Ø3.0 mm
WIRING	series
MOUNTING	surface mounted (ceiling, wall, floor)
ACCESSORIES	see p. 344
NOTES	IP44 version available on request

White

Chrome

Pearl chrome

Black

< **GEM 1.0**
3000K, 2W, 20°, white

Private residence, Milan, Italy

GEM

ACCESSORIES AND POWER SUPPLY UNITS

POWER CABLES

PVC cable
HT105° 2x0.20 Ø3.0 mm
your choice of length
WF0600

order together with the lighting fixture

POWER SUPPLY UNITS

350mA

Max no. fixtures	PSU	IP	Page
1/3	A13350VL	20	669
1/15	ACUNI020T1	20	668 669
3/9	A19350QL	20	669
5/12	A312350QL	20	669
1/12 Dimmer	ADUNITC	20	672 673 674

500mA

Max no. fixtures	PSU	IP	Page
1/3	A13500TC	20	669
1/10	ACUNI020T1	20	668 669
2/5	A15500QL	20	669
5/10	A310500QL	20	669
1/12 Dimmer	ADUNITC	20	672 673 674



GEM

PHOTOMETRIC DATA

GEM 1.0

S - 10°

H (m)	Ø (m)	Lux max (3000K)
1,00	0,17	2194
2,00	0,34	548
3,00	0,52	244
4,00	0,69	137
5,00	0,86	88

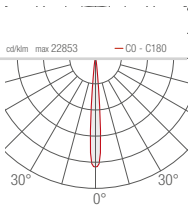

M - 20°

H (m)	Ø (m)	Lux max (3000K)
1,00	0,35	553
2,00	0,70	138
3,00	1,06	61
4,00	1,41	35
5,00	1,76	22

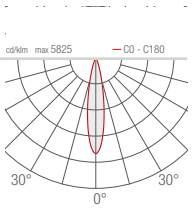

L - 40°

H (m)	Ø (m)	Lux max (3000K)
1,00	0,77	187
2,00	1,53	47
3,00	2,30	21
4,00	3,06	12
5,00	3,83	7

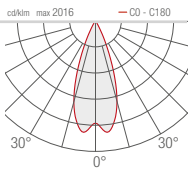

GEM 1.0
3000K, 2W, 20°-40°, pearl chrome

Exhibition “Andrea Doria, the most beautiful ship in the world”
Project by / arch. Mirella Vivioli, arch. Giovanna Galati
Galata Maritime Museum, Genoa, Italy



SIRI TRACK

INDOOR PROJECTORS

DESIGN AWARD 2017

GERMAN DESIGN AWARD SPECIAL 2018

SIRI TRACK 2.0

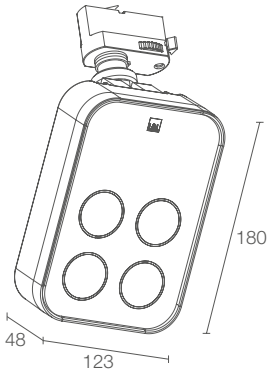

kg 1.60 IP40 IK06

A A+ A++

POWER / POWER SUPPLY CODE	16W 230Vac **SB2010 1 B** White **SB2010 1 N** Black
CRI	**0** - 80 CRI **1** - 90 CRI
LED COLOUR	**F** - 2700K **5** - 3000K **9** - 4000K
OPTICS	set of optical filters included: 11°, 18°, 29°, 55°, 24°x55°
LUMEN OUTPUT AT SOURCE	1411 lm (3000K, CRI 80) 1324 lm (3000K, CRI 90)
DELIVERED LUMEN OUTPUT	1010 lm (3000K, 29°, CRI 80) 960 lm (3000K, 29°, CRI 90)
NO. AND TYPE OF LED	4 power LEDs
MATERIAL	body in die-cast aluminium screen in serigraphed plexiglass
POWER SUPPLY UNIT	built in
MOUNTING	on horizontal track
TRACK ACCESSORIES	see p. 708
SPARE PARTS	see p. 704
FEATURES	on-board manual dimmer

< SIRI TRACK 2.0
Set of interchangeable optical filters included

SIRI TRACK

PHOTOMETRIC DATA

SIRI TRACK 2.0

11° CRI 80

H (m)	Ø (m)	Lux max (3000K)
1,00	0,22	15385
2,00	0,44	3846
3,00	0,66	1709
4,00	0,88	962
5,00	1,11	615

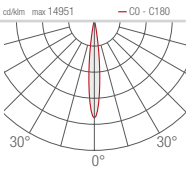

18° CRI 80

H (m)	Ø (m)	Lux max (3000K)
1,00	0,26	11337
2,00	0,52	2834
3,00	0,78	1260
4,00	1,04	709
5,00	1,30	453

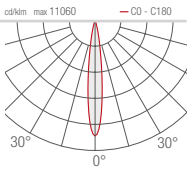

29° CRI 80

H (m)	Ø (m)	Lux max (3000K)
1,00	0,52	3065
2,00	1,05	766
3,00	1,57	341
4,00	2,10	192
5,00	2,62	123

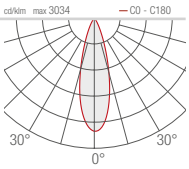

55° CRI 80

H (m)	Ø (m)	Lux max (3000K)
1,00	1,04	1012
2,00	2,08	253
3,00	3,12	112
4,00	4,16	63
5,00	5,20	40

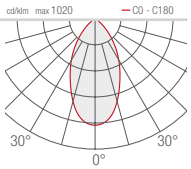

24°x55° CRI 80

H (m)	Ø (m)	Ø (m)	Lux max (3000K)
1,00	0,45	1,03	1460
2,00	0,90	2,06	365
3,00	1,35	3,09	162
4,00	1,80	4,12	91
5,00	2,26	5,15	58

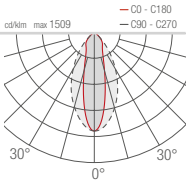

On-board manual dimmer

TEMPLA

INDOOR PROJECTORS

TEMPLA 1.0
102x102 mm
14W

TEMPLA 1.1
202x102 mm
28W

TEMPLA 2.0
152x102 mm
20W

TEMPLA 2.1
302x100 mm
39W

TEMPLA 3.0
152x152 mm
29W

TEMPLA 3.1
302x152 mm
58W

TEMPLA 3.2
452x152 mm
87W

< **TEMPLA 1.0 / TEMPLA 1.1**
3000K, 14W-28W, 30°-40°, white

Light planning by / Die Lichtberater Michael Feller
Photo by © Manfred Zimmermann
Basilika St. Cyriakus, Duderstadt, Germany

TEMPLA 1

TEMPLA 1.0

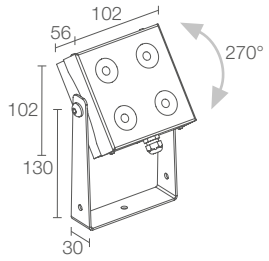

TEMPLA 1.1

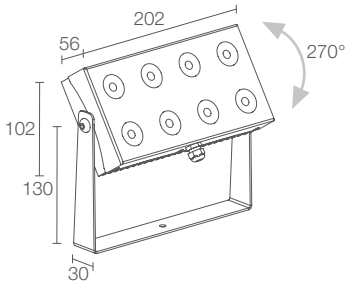

	kg 0.60 IP40 A A+ A++	kg 1.20 IP40 A A+ A++
POWER / POWER SUPPLY CODE	14W 48Vdc **TP1000 I** Stainless steel **TP1000 B** White **TP1000 N** Black	28W 48Vdc **TP1100 I** Stainless steel **TP1100 B** White **TP1100 N** Black
LED COLOUR	**F** - 2700K **5** - 3000K **9** - 4000K **0** - 5000K	**F** - 2700K **5** - 3000K **9** - 4000K **0** - 5000K
OPTICS	**V** - 6° **S** - 12° **M** - 30° **L** - 40° **W** - 10°x45°	**V** - 6° **S** - 12° **M** - 30° **L** - 40° **W** - 10°x45°
LUMEN OUTPUT AT SOURCE	1207 lm (3000K)	2414 lm (3000K)
DELIVERED LUMEN OUTPUT	733 lm (3000K, 30°)	1466 lm (3000K, 30°)
NO. AND TYPE OF LED	4 power LEDs	8 power LEDs
MATERIAL	body in aluminium flange and bracket in stainless steel	body in aluminium flange and bracket in stainless steel
POWER SUPPLY UNIT	not included, see p. 356	not included, see p. 356
POWER CABLES	includes 1.5 m neoprene cable H05RN-F 2x0.75 Ø6.3 mm	includes 1.5 m neoprene cable H05RN-F 2x0.75 Ø6.3 mm
MOUNTING	surface mounted (ceiling, wall, floor)	surface mounted (ceiling, wall, floor)
ACCESSORIES	see p. 356	see p. 356
NOTES	version with adapter for Eurostandard track available on request	version with adapter for Eurostandard track available on request

TEMPLA 2

TEMPLA 2.0

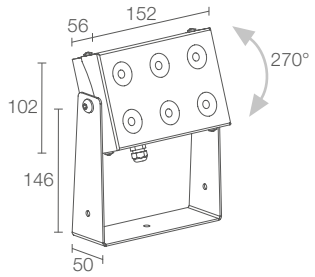

kg 1.10 IP40

A A+ A++

POWER / POWER SUPPLY CODE	20W 48Vdc **TP2000 I** Stainless steel **TP2000 B** White **TP2000 N** Black
LED COLOUR	**F** - 2700K **5** - 3000K **9** - 4000K **0** - 5000K
OPTICS	**V** - 6° **S** - 12° **M** - 30° **L** - 40° **W** - 10°x45°
LUMEN OUTPUT AT SOURCE	1810 lm (3000K)
DELIVERED LUMEN OUTPUT	1100 lm (3000K, 30°)
NO. AND TYPE OF LED	6 power LEDs
MATERIAL	body in aluminium flange and bracket in stainless steel
POWER SUPPLY UNIT	not included, see p. 356
POWER CABLES	includes 1.5 m neoprene cable H05RN-F 2x0.75 Ø6.3 mm
MOUNTING	surface mounted (ceiling, wall, floor)
ACCESSORIES	see p. 356
NOTES	version with adapter for Eurostandard track available on request

TEMPLA 2.1

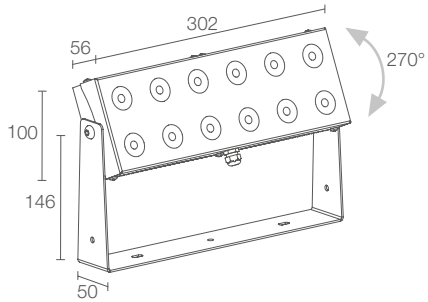

kg 2.20 IP40

A A+ A++

	39W 48Vdc **TP2100 I** Stainless steel **TP2100 B** White **TP2100 N** Black
	F - 2700K **5** - 3000K **9** - 4000K **0** - 5000K
	V - 6° **S** - 12° **M** - 30° **L** - 40° **W** - 10°x45°
	3621 lm (3000K)
	2200 lm (3000K, 30°)
	12 power LEDs
	body in aluminium flange and bracket in stainless steel
	not included, see p. 356
	includes 1.5 m neoprene cable H05RN-F 2x0.75 Ø6.3 mm
	surface mounted (ceiling, wall, floor)
	see p. 356

TEMPLA 3

v
TEMPLA 3.1
3000K, 58W, 40°, stainless steel

Light planning by / arch. Annalisa Trincone
Basilica Santuario di Santa Maria della Neve
Naples, Italy

TEMPLA 3.0

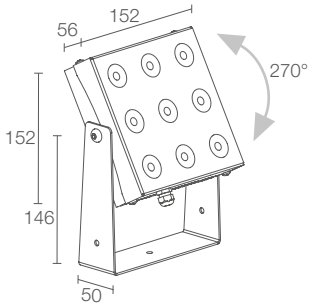

kg 1.60 IP40

A A+ A++

POWER / POWER SUPPLY CODE	29W 48Vdc **TP3000 I** Stainless steel **TP3000 B** White **TP3000 N** Black
LED COLOUR	**F** - 2700K **5** - 3000K **9** - 4000K **0** - 5000K
OPTICS	**V** - 6° **S** - 12° **M** - 30° **L** - 40° **W** - 10°x45°
LUMEN OUTPUT AT SOURCE	2715 lm (3000K)
DELIVERED LUMEN OUTPUT	1650 lm (3000K, 30°)
NO. AND TYPE OF LED	9 power LEDs
MATERIAL	body in aluminium flange and bracket in stainless steel
POWER SUPPLY UNIT	not included, see p. 356
POWER CABLES	includes 1.5 m neoprene cable H05RN-F 2x0.75 Ø6.3 mm
MOUNTING	surface mounted (ceiling, wall, floor)
ACCESSORIES	see p. 356
NOTES	version with adapter for Eurostandard track available on request

TEMPLA 3.1

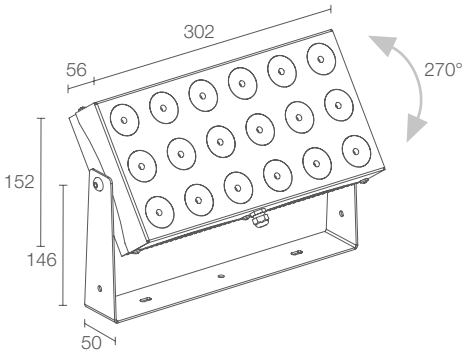

kg 3.20 IP40

A A+ A++

	58W 48Vdc **TP3100** **I** Stainless steel **TP3100** **B** White **TP3100** **N** Black
	F - 2700K **5** - 3000K **9** - 4000K **0** - 5000K
	V - 6° **S** - 12° **M** - 30° **L** - 40° **W** - 10°x45°
	5431 lm (3000K)
	3300 lm (3000K, 30°)
	18 power LEDs
	body in aluminium flange and bracket in stainless steel
	not included, see p. 356
	includes 1.5 m neoprene cable H05RN-F 2x0.75 Ø6.3 mm
	surface mounted (ceiling, wall, floor)
	see p. 356

TEMPLA 3.2

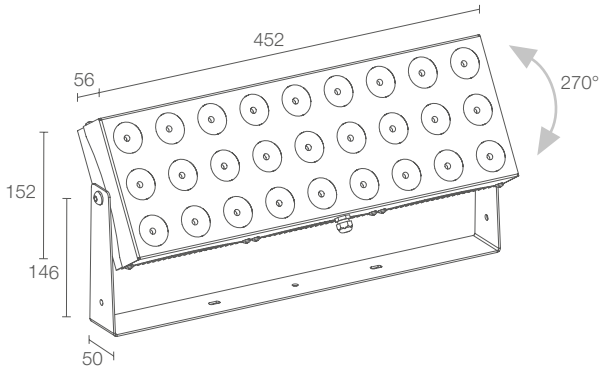

kg 4.80 IP40

A A+ A++

	87W 48Vdc **TP3200** **I** Stainless steel **TP3200** **B** White **TP3200** **N** Black
	F - 2700K **5** - 3000K **9** - 4000K **0** - 5000K
	V - 6° **S** - 12° **M** - 30° **L** - 40° **W** - 10°x45°
	8147 lm (3000K)
	4950 lm (3000K, 30°)
	27 power LEDs
	body in aluminium flange and bracket in stainless steel
	not included, see p. 356
	includes 1.5 m neoprene cable H05RN-F 2x0.75 Ø6.3 mm
	surface mounted (ceiling, wall, floor)
	see p. 356

TEMPLA

ACCESSORIES AND POWER SUPPLY UNITS

POWER CABLES

Neoprene cable
H05RN-F 2x0.75 Ø6.3 mm
your choice of length
WF0500

order together with the lighting fixture

POWER SUPPLY UNITS

Max no. fixtures	PSU	IP	Page
1...n	48Vdc	67	671

TEMPLA 1.0 / TEMPLA 1.1 >
3000K, 14W-28W, 30°-40°, white

Light planning by / Die Lichtberater Michael Feller
Photo © Manfred Zimmermann
Basilika St. Cyriakus, Duderstadt, Germany

v
TEMPLA 3.1
3000K, 58W, 40°, stainless steel

Light planning by / arch. Annalisa Trincone
Basilica Santuario di Santa Maria della Neve
Naples, Italy



TEMPLA

PHOTOMETRIC DATA

TEMPLA 1.0

V - 6°

H (m)	Ø (m)	Lux max (3000K)
1,00	0,09	60767
2,00	0,17	15192
3,00	0,34	6752
4,00	0,43	3798
5,00	0,51	2431

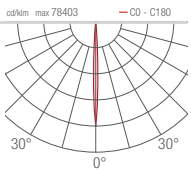

S - 12°

H (m)	Ø (m)	Lux max (3000K)
1,00	0,19	14191
2,00	0,39	3548
3,00	0,58	1577
4,00	0,77	887
5,00	0,97	568

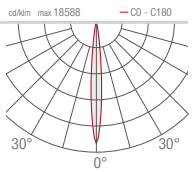

L - 40°

H (m)	Ø (m)	Lux max (3000K)
1,00	0,68	1468
2,00	1,35	367
3,00	2,03	163
4,00	2,71	92
5,00	3,45	59

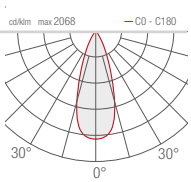

W - 10°x45°

H (m)	Ø (m)	Ø (m)	Lux max (3000K)
1,00	0,18	0,82	3682
2,00	0,35	1,64	920
3,00	0,53	2,46	409
4,00	0,70	3,28	230
5,00	0,88	4,10	147

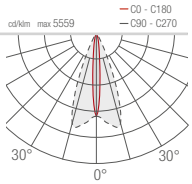

TEMPLA 2.0

V - 6°

H (m)	Ø (m)	Lux max (3000K)
1,00	0,09	91150
2,00	0,17	22788
3,00	0,34	10128
4,00	0,43	5697
5,00	0,51	3646

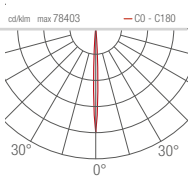

S - 12°

H (m)	Ø (m)	Lux max (3000K)
1,00	0,19	21287
2,00	0,39	5322
3,00	0,58	2365
4,00	0,77	1330
5,00	0,97	851

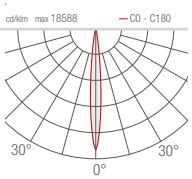

L - 40°

H (m)	Ø (m)	Lux max (3000K)
1,00	0,68	2135
2,00	1,35	534
3,00	2,03	237
4,00	2,71	133
5,00	3,45	85

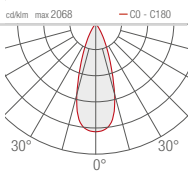

W - 10°x45°

H (m)	Ø (m)	Ø (m)	Lux max (3000K)
1,00	0,18	0,82	5357
2,00	0,35	1,64	1339
3,00	0,53	2,46	595
4,00	0,70	3,28	335
5,00	0,88	4,10	214

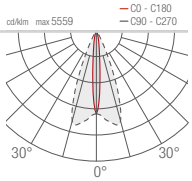

TEMPLA 3.0

V - 6°

H (m)	Ø (m)	Lux max (3000K)
1,00	0,09	136725
2,00	0,17	34181
3,00	0,34	15192
4,00	0,43	8545
5,00	0,51	5469

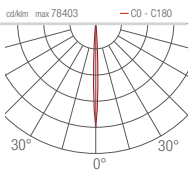

S - 12°

H (m)	Ø (m)	Lux max (3000K)
1,00	0,19	31930
2,00	0,39	7982
3,00	0,58	3548
4,00	0,77	1996
5,00	0,97	1277

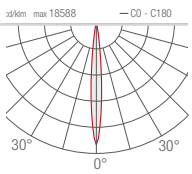

L - 40°

H (m)	Ø (m)	Lux max (3000K)
1,00	0,68	3204
2,00	1,35	801
3,00	2,03	356
4,00	2,71	200
5,00	3,45	128

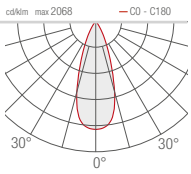

W - 10°x45°

H (m)	Ø (m)	Ø (m)	Lux max (3000K)
1,00	0,18	0,82	8037
2,00	0,35	1,64	2009
3,00	0,53	2,46	893
4,00	0,70	3,28	502
5,00	0,88	4,10	321

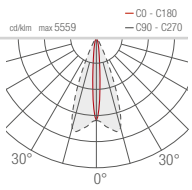

M - 30°

H (m)	Ø (m)	Lux max (3000K)
1,00	0,51	3098
2,00	1,01	775
3,00	1,52	344
4,00	2,02	194
5,00	2,54	124

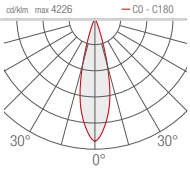

M - 30°

H (m)	Ø (m)	Lux max (3000K)
1,00	0,51	4649
2,00	1,01	1162
3,00	1,52	517
4,00	2,02	291
5,00	2,54	186

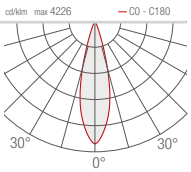

M - 30°

H (m)	Ø (m)	Lux max (3000K)
1,00	0,51	6974
2,00	1,01	1744
3,00	1,52	775
4,00	2,02	436
5,00	2,54	279

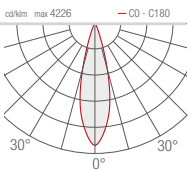



TEMPLA 3.2 >
3000K, 87W, 30°, stainless steel
Church of the Eremitani, Padua, Italy

WALL

INDOOR PROJECTORS

WALL 7.0

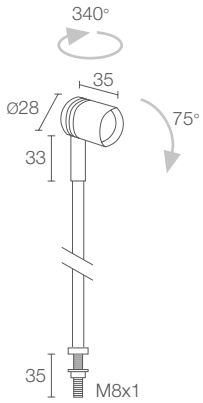

Rigid pole:
Ø8 mm - 00/200/400 mm

kg 0.10
kg 0.20 - 200 mm
kg 0.40 - 400 mm
IP20

A A+ A++

WALL 7.1

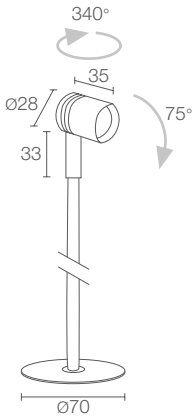

Rigid pole:
Ø8 mm - 00/200/400 mm

kg 0.10
kg 0.20 - 200 mm
kg 0.40 - 400 mm
IP20

A A+ A++

	WALL 7.0	WALL 7.1
POWER / POWER SUPPLY CODE	max 2W max 500mA just the head **PL701200 C** Chrome **PL701200 S** Satin max 2W max 500mA h 200 mm **PL701220 C** Chrome **PL701220 S** Satin max 2W max 500mA h 400 mm **PL701240 C** Chrome **PL701240 S** Satin	max 2W max 500mA just the head **PL711200 C** Chrome **PL711200 S** Satin max 2W max 500mA h 200 mm **PL711220 C** Chrome **PL711220 S** Satin max 2W max 500mA h 400 mm **PL711240 C** Chrome **PL711240 S** Satin
LED COLOUR	**F** - 2700K **5** - 3000K **9** - 4000K **0** - 5000K	**F** - 2700K **5** - 3000K **9** - 4000K **0** - 5000K
OPTICS	**S** - 10° **M** - 25° **L** - 40°	**S** - 10° **M** - 25° **L** - 40°
LUMEN OUTPUT AT SOURCE	145 lm (3000K, 500mA)	145 lm (3000K, 500mA)
DELIVERED LUMEN OUTPUT	103 lm (3000K, 500mA, 25°)	103 lm (3000K, 500mA, 25°)
NO. AND TYPE OF LED	1 power LED	1 power LED
MATERIAL	body and arm in brass screen in tempered, transparent extra-clear glass	body and arm in brass screen in tempered, transparent extra-clear glass
POWER SUPPLY UNIT	not included, see p. 362 and 668	not included, see p. 362 and 668
POWER CABLES	includes 0.50 m PVC cable FROR 2x0.35 Ø3.5 mm	includes 0.50 m PVC cable FROR 2x0.35 Ø3.5 mm
WIRING	series	series
MOUNTING	surface mounted (shelf max 25 mm)	surface mounted (shelf max 25 mm, wall)
ACCESSORIES	see p. 362	see p. 362
NOTES	available on request with non-standard pole height	available on request with non-standard pole height

< WALL 7.0
3000K, 2W, 25°, chrome, 400 mm

WALL

ACCESSORIES AND POWER SUPPLY UNITS

POWER CABLES

PVC cable
FROR 2x0.35 Ø3.5 mm
your choice of length
WF0110

order together with the lighting fixture

POWER SUPPLY UNITS

350mA

Max no. fixtures	PSU	IP	Page
1/3	A13350VL	20	669
1/15	ACUNI020T1	20	668 669
3/9	A19350QL	20	669
5/12	A312350QL	20	669
1/12 Dimmer	ADUNITC	20	672 673 674

500mA

Max no. fixtures	PSU	IP	Page
1/2	A13500TC	20	669
1/10	ACUNI020T1	20	668 669
2/5	A15500QL	20	669
5/10	A310500QL	20	669
1/12 Dimmer	ADUNITC	20	672 673 674

WALL

PHOTOMETRIC DATA

WALL 7.0
7.1

S - 10°

H (m)	Ø (m)	Lux max (3000K)
1,00	0,17	2651
2,00	0,34	663
3,00	0,52	296
4,00	0,69	166
5,00	0,86	106

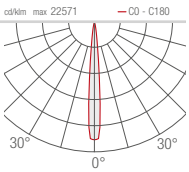

M - 25°

H (m)	Ø (m)	Lux max (3000K)
1,00	0,35	600
2,00	0,70	150
3,00	1,06	67
4,00	1,41	38
5,00	1,76	24

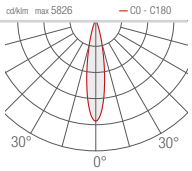

L - 40°

H (m)	Ø (m)	Lux max (3000K)
1,00	0,77	204
2,00	1,53	51
3,00	2,30	23
4,00	3,06	13
5,00	3,83	8

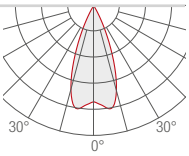

WALL 7.0
3000K, 2W, 40°, chrome, customized heights

Light planning by / Inverse Lighting Design
Galeries Printemps, Paris, France

ZAB TRACK

INDOOR PROJECTORS

ZAB TRACK 1.0

Ø89 mm
fixed optics
COB LED Xicato
Xtm Artist®
(1/2-step MacAdam)

ZAB TRACK 1.1

Ø89 mm
fixed optics
COB LED Citizen
(3-step MacAdam)

ZAB TRACK 2.0

Ø89 mm
zoom lens
COB LED Xicato
Xtm Artist®
(1/2-step MacAdam)

ZAB TRACK 2.1

Ø89 mm
zoom lens
COB LED Citizen
(3-step MacAdam)

ZAB TRACK 3.0

Ø109 mm
fixed optics
COB LED Xicato
Xtm Artist®
(1/2-step MacAdam)

ZAB TRACK 3.1

Ø109 mm
fixed optics
COB LED Citizen
(3-step MacAdam)

ZAB TRACK 4.0

Ø109 mm
zoom lens
COB LED Xicato
Xtm Artist®
(1/2-step MacAdam)

ZAB TRACK 4.1

Ø109 mm
zoom lens
COB LED Citizen
(3-step MacAdam)

< **ZAB TRACK 1.1**
4000K, 29W, 14°-29°, black
ZAB TRACK 3.1
4000K, 36W, 16°-32°, black

Light planning by / traverso-vighy architetti
Spidi Store, Milan, Italy

ZAB TRACK

UNIQUE SELLING POINTS

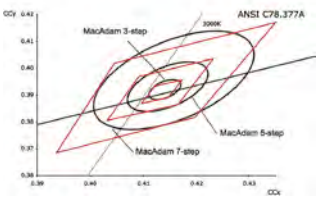

ZAB TRACK 1.0 / 2.0 / 3.0 / 4.0
REMOTE PHOSPHOR TECHNOLOGY
1/2-STEP MACADAM:
GUARANTEE OF COLOUR BRIGHTNESS
CONSISTENCY OVER TIME

ZAB TRACK 2 / 4
ZOOM LENS SUITABLE FOR SHOWROOMS
AND SHOPS TO LIGHT WORKS
AND OBJECTS WHOSE SHAPES
AND SIZES FREQUENTLY CHANGE

ZAB TRACK 1

ZAB TRACK 1.0

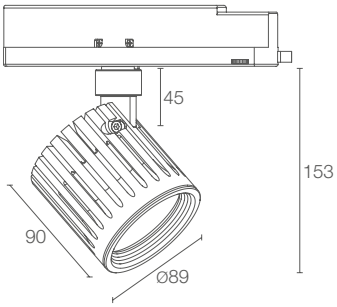

ZAB TRACK 1.1

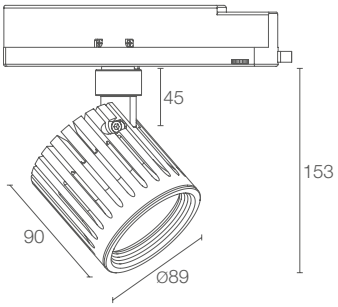

	kg 0.90 IP40 A A+ A++	kg 0.90 IP40 A A+ A++
POWER / POWER SUPPLY CODE	23W 230Vac 1 COB LED Xicato Xtm Artist® **ZT10101** **B** White **ZT10101** **N** Black	29W 230Vac 1 COB LED Citizen **ZT11101** **B** White **ZT11101** **N** Black
LED COLOUR	**F** - 2700K **5** - 3000K **9** - 4000K	**F** - 2700K **5** - 3000K **9** - 4000K
OPTICS	**S** - 20° **M** - 32° **L** - 46°	**S** - 14° **M** - 29°
LUMEN OUTPUT AT SOURCE	1912 lm (3000K)	2645 lm (3000K)
DELIVERED LUMEN OUTPUT	1366 lm (3000K, 32°)	1750 lm (3000K, 29°)
NO. AND TYPE OF LED	1 COB LED Xicato Xtm Artist® (1/2-step MacAdam)	1 COB LED Citizen (3-step MacAdam)
MATERIAL	body in anodized aluminium	body in anodized aluminium
POWER SUPPLY UNIT	built in	built in
MOUNTING	on horizontal track	on horizontal track
ACCESSORIES	see p. 372	see p. 372
FEATURES	CRI 98	CRI 94

ZAB TRACK 2

ZAB TRACK 2.0

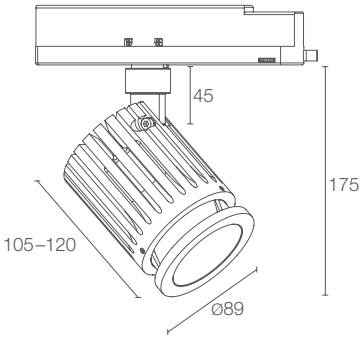

ZAB TRACK 2.1

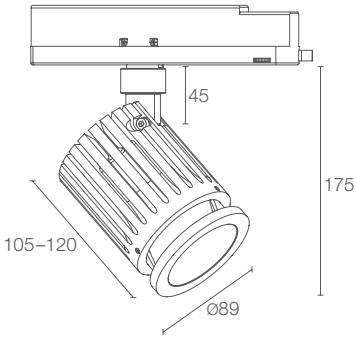

	kg 1.00 IP40 A A+ A++	kg 1.00 IP40 A A+ A++
POWER / POWER SUPPLY CODE	23W 230Vac 1 COB LED Xicato Xtm Artist® **ZT20101 R1 B** White **ZT20101 R1 N** Black	29W 230Vac 1 COB LED Citizen **ZT21101 R1 B** White **ZT21101 R1 N** Black
LED COLOUR	**F** - 2700K **5** - 3000K **9** - 4000K	**F** - 2700K **5** - 3000K **9** - 4000K
OPTICS	26°—51°	20°—42°
LUMEN OUTPUT AT SOURCE	1912 lm (3000K)	2645 lm (3000K)
DELIVERED LUMEN OUTPUT	739—1302 lm (3000K)	1540—1832 lm (3000K)
NO. AND TYPE OF LED	1 COB LED Xicato Xtm Artist® (1/2-step MacAdam)	1 COB LED Citizen (3-step MacAdam)
MATERIAL	body in anodized aluminium screen in transparent glass	body in anodized aluminium screen in transparent glass
POWER SUPPLY UNIT	built in	built in
MOUNTING	on horizontal track	on horizontal track
TRACK ACCESSORIES	see p. 708	see p. 708
FEATURES	CRI 98	CRI 94

ZAB TRACK 3

ZAB TRACK 3.0

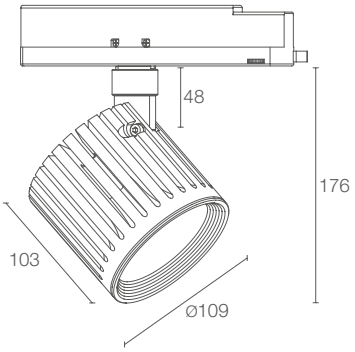

ZAB TRACK 3.1

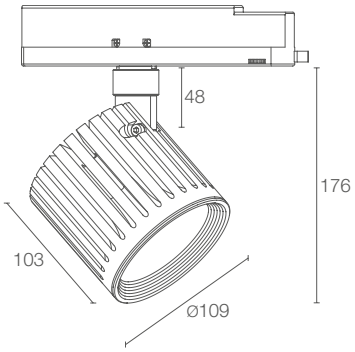

	ZAB TRACK 3.0	ZAB TRACK 3.1
	CE LED TECH kg 1.25 IP40 A A+ A++	CE LED TECH kg 1.25 IP40 A A+ A++
POWER / POWER SUPPLY CODE	34W 230Vac 1 COB LED Xicato Xtm Artist® **ZT30101** **B** White **ZT30101** **N** Black	36W 230Vac 1 COB LED Citizen **ZT31101** **B** White **ZT31101** **N** Black
LED COLOUR	**F** - 2700K **5** - 3000K **9** - 4000K	**F** - 2700K **5** - 3000K **9** - 4000K
OPTICS	**S** - 18° **M** - 25° **L** - 42°	**S** - 16° **M** - 32°
LUMEN OUTPUT AT SOURCE	2505 lm (3000K)	3377 lm (3000K)
DELIVERED LUMEN OUTPUT	1785 lm (3000K, 25°)	1882 lm (3000K, 32°)
NO. AND TYPE OF LED	1 COB LED Xicato Xtm Artist® (1/2-step MacAdam)	1 COB LED Citizen (3-step MacAdam)
MATERIAL	body in anodized aluminium	body in anodized aluminium
POWER SUPPLY UNIT	built in	built in
MOUNTING	on horizontal track	on horizontal track
ACCESSORIES	see p. 372	see p. 372
FEATURES	CRI 98	CRI 94

ZAB TRACK 4

ZAB TRACK 4.0

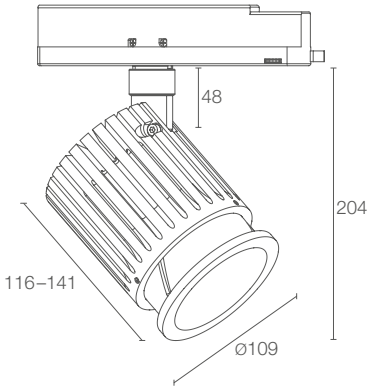

kg 1.45 IP40

A A+ A++

POWER / POWER SUPPLY CODE	34W 230Vac 1 COB LED Xicato Xtm Artist® **ZT40101 R1 B** White **ZT40101 R1 N** Black
LED COLOUR	**F** - 2700K **5** - 3000K **9** - 4000K
OPTICS	19°—62°
LUMEN OUTPUT AT SOURCE	2505 lm (3000K)
DELIVERED LUMEN OUTPUT	1012—1733 lm (3000K)
NO. AND TYPE OF LED	1 COB LED Xicato Xtm Artist® (1/2-step MacAdam)
MATERIAL	body in anodized aluminium screen in transparent glass
POWER SUPPLY UNIT	built in
MOUNTING	on horizontal track
TRACK ACCESSORIES	see p. 708
FEATURES	CRI 98

ZAB TRACK 4.1

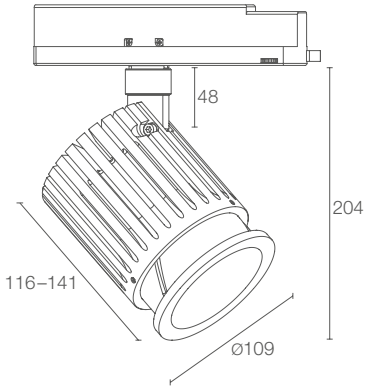

kg 1.45 IP40

A A+ A++

	36W 230Vac 1 COB LED Citizen **ZT41101 R1 B** White **ZT41101 R1 N** Black
	F - 2700K **5** - 3000K **9** - 4000K
	26°—61°
	3377 lm (3000K)
	1612—2310 lm (3000K)
	1 COB LED Citizen (3-step MacAdam)
	body in anodized aluminium screen in transparent glass
	built in
	on horizontal track
	see p. 708
	CRI 94

ZAB TRACK

ACCESSORIES

	ZAB TRACK 1.0	ZAB TRACK 1.1	ZAB TRACK 3.0	ZAB TRACK 3.1
ANTI-GLARE				
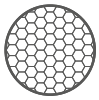 Honeycomb louvre order together with the lighting fixture	**WH0710**	**WH0710**	**WH0711**	**WH0711**
Standard snoot	**WB0401B** White **WB0401N** Black	**WB0401B** White **WB0401N** Black	**WB0404B** White **WB0404N** Black	**WB0404B** White **WB0404N** Black
Asymmetrical snoot	**WB0402B** White **WB0402N** Black	**WB0402B** White **WB0402N** Black	**WB0405B** White **WB0405N** Black	**WB0405B** White **WB0405N** Black
Barn doors	**WB0403N** Black	**WB0403N** Black	**WB0406N** Black	**WB0406N** Black

ACCESSORIES FOR INSTALLATION

For track accessories see p. 708

Zab Track 1.0 / 2.0 / 3.0 / 4.0, LED Xicato Xtm Artist®
Colour Rendering Index

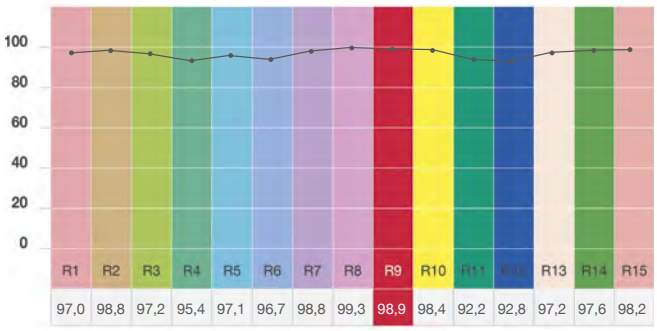

Zab Track 1.1 / 2.1 / 3.1 / 4.1, LED Citizen
Colour Rendering Index

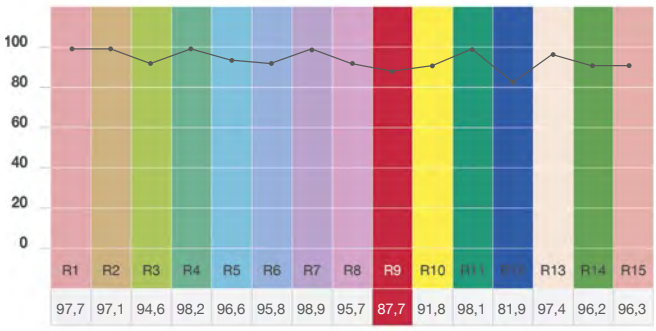

ZAB TRACK 2.0 >
3000K, 23W, white

APART spaziocritico, Vicenza, Italy
Courtesy of / Sharon Di Carlo

ZAB TRACK

PHOTOMETRIC DATA

ZAB TRACK 1.0

S - 20°

H (m)	Ø (m)	Lux max (3000K)
1,00	0,34	5220
2,00	0,68	1305
3,00	1,03	580
4,00	1,37	326
5,00	1,71	209

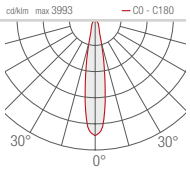

M - 32°

H (m)	Ø (m)	Lux max (3000K)
1,00	0,58	2522
2,00	1,16	631
3,00	1,73	280
4,00	2,31	158
5,00	2,89	101

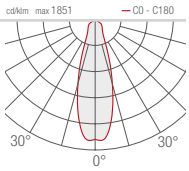

L - 46°

H (m)	Ø (m)	Lux max (3000K)
1,00	0,85	1531
2,00	1,70	383
3,00	2,55	170
4,00	3,40	96
5,00	4,25	61

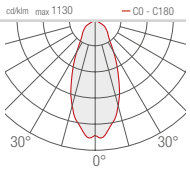

ZAB TRACK 1.1

S - 14°

H (m)	Ø (m)	Lux max (3000K)
1,00	0,25	11657
2,00	0,50	2914
3,00	0,75	1295
4,00	1,00	729
5,00	1,26	466

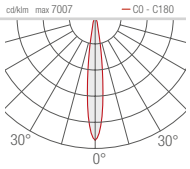

M - 29°

H (m)	Ø (m)	Lux max (3000K)
1,00	0,52	5083
2,00	1,04	1271
3,00	1,55	565
4,00	2,07	318
5,00	2,59	203

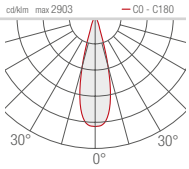

ZAB TRACK 2.0

R1 - 26° (26°—51°)

H (m)	Ø (m)	Lux max (3000K)
1,00	0,46	3907
2,00	0,92	977
3,00	1,38	434
4,00	1,84	244
5,00	2,30	156

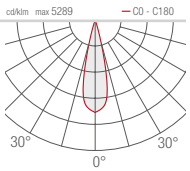

R1 - 51° (26°—51°)

H (m)	Ø (m)	Lux max (3000K)
1,00	0,96	1885
2,00	1,91	471
3,00	2,87	209
4,00	3,83	118
5,00	4,78	75

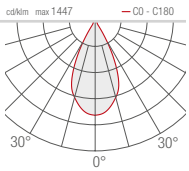

ZAB TRACK 2.1

R1 - 20° (20°—42°)

H (m)	Ø (m)	Lux max (3000K)
1,00	0,35	9922
2,00	0,69	2481
3,00	1,04	1102
4,00	1,38	620
5,00	1,73	397

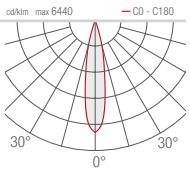

R1 - 42° (20°—42°)

H (m)	Ø (m)	Lux max (3000K)
1,00	0,77	3839
2,00	1,53	960
3,00	2,30	427
4,00	3,07	240
5,00	3,83	154

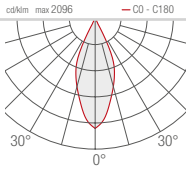

ZAB TRACK 3.0

S - 18°

H (m)	Ø (m)	Lux max (3000K)
1,00	0,31	12290
2,00	0,62	3072
3,00	0,94	1366
4,00	1,25	768
5,00	1,56	492

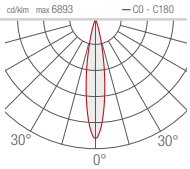

M - 25°

H (m)	Ø (m)	Lux max (3000K)
1,00	0,44	4676
2,00	0,88	1169
3,00	1,33	520
4,00	1,77	292
5,00	2,21	187

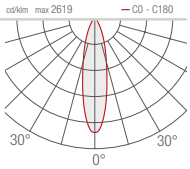

L - 42°

H (m)	Ø (m)	Lux max (3000K)
1,00	0,75	2551
2,00	1,51	638
3,00	2,26	283
4,00	3,02	159
5,00	3,77	102

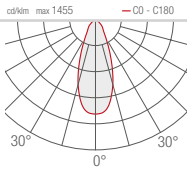

ZAB TRACK 3.1

S - 16°

H (m)	Ø (m)	Lux max (3000K)
1,00	0,28	16237
2,00	0,56	4067
3,00	0,84	1807
4,00	1,11	1017
5,00	1,39	651

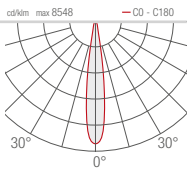

M - 32°

H (m)	Ø (m)	Lux max (3000K)
1,00	0,56	4597
2,00	1,12	1149
3,00	1,68	511
4,00	2,24	287
5,00	2,80	184

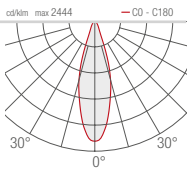

ZAB TRACK 4.0

R1 - 19° (19°—62°)

H (m)	Ø (m)	Lux max (3000K)
1,00	0,33	8135
2,00	0,67	2034
3,00	1,00	904
4,00	1,33	508
5,00	1,67	325

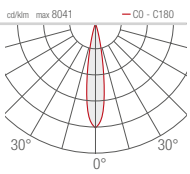

R1 - 62° (19°—62°)

H (m)	Ø (m)	Lux max (3000K)
1,00	1,19	1938
2,00	2,38	484
3,00	3,58	215
4,00	4,77	121
5,00	5,96	78

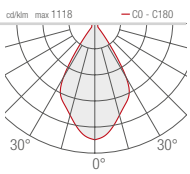

ZAB TRACK 4.1

R1 - 26° (26°—61°)

H (m)	Ø (m)	Lux max (3000K)
1,00	0,47	7250
2,00	0,94	1812
3,00	1,41	806
4,00	1,88	453
5,00	2,35	290

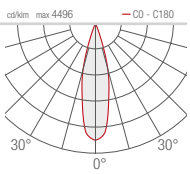

R1 - 61° (26°—61°)

H (m)	Ø (m)	Lux max (3000K)
1,00	1,17	2658
2,00	2,35	664
3,00	3,52	295
4,00	4,70	166
5,00	5,87	106

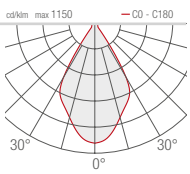

AKRO

OUTDOOR PROJECTORS

AKRO 1.0

max 37W max 1050mA
dimmable with remote
PSU

AKRO 1.1

43W 230Vac

AKRO 1.2

43W 230Vac
dimmable

< **AKRO 1.1**
3000K, 43W, optical range 13°—32°,
with diffusion filter

Villa Da Porto Casarotto
Dueville, Vicenza, Italy

AKRO

UNIQUE SELLING POINTS

WIDE RANGE OF FILTERS (DICHROIC, ELLIPTICAL, DIFFUSION, COLOUR-TEMPERATURE CONVERSION, HONEYCOMB LOUVRE)

FILTER REPLACEMENT

MOCK-UP CARTRIDGE FOR LIGHTING TRIALS

IP66 CARTRIDGE INCLUDED

OPTICAL RANGES: 13°—32°, 16°—42°



ZOOM LENS TO ADJUST THE LIGHT BEAM MANUALLY

GRADUATIONS IN THREE DIFFERENT POINTS ON THE BODY TO ENSURE PRECISE BEAM POSITIONING

reddot award 2017
winner lighting design

DESIGN AWARD 2017

GOOD DESIGN AWARD 2017

GERMAN DESIGN AWARD SPECIAL 2018

SYSTEM OF INTERNAL OPTICS

IP66

SUITABLE FOR OUTDOOR INSTALLATIONS

BUILT-IN PROTECTION SYSTEMS

IPS

IPS INTELLIGENT PROTECTION SYSTEM (AKRO 1.0)

PID

PID PROTECTIVE IMPEDANCE DEVICE (AKRO 1.1 / 1.2)

ARM FOR POLE MOUNTING

AKRO

v
AKRO 1.0
3000K, 37W, optical range 13°—32°,
with dichroic filters on request

L&L stand, Light+Building 2016
Frankfurt am Main, Germany

AKRO 1.0

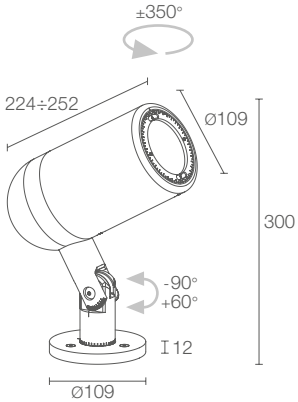

kg 4.00 IP66 IK06

A A+ A++ IPS

POWER / POWER SUPPLY **CODE**	max 37W max 1050mA **AK1000** ■ ■ ■ **N** Black
■ **CRI**	**0** - 80 CRI **1** - 90 CRI
■ **LED COLOUR**	**F** - 2700K **5** - 3000K **9** - 4000K
■ **OPTICS**	**R1** - 13°—32° **R2** - 16°—42°
LUMEN OUTPUT AT SOURCE	3260 lm (3000K, CRI 80) 2610 lm (3000K, CRI 90)
NO. AND TYPE OF LED	1 COB high-intensity power LED (2-step MacAdam)
MATERIAL	body in black anodized aluminum screen in tempered extra-clear glass
POWER SUPPLY UNIT	not included, see p. 382 and 668
POWER CABLES	includes 5 m neoprene cable H05RN-F 2x0.35/0.75 Ø6.3 mm
WIRING	series
MOUNTING	surface mounted (ceiling, wall, ground, spike, pole)
ACCESSORIES	see p. 382
FEATURES	dimmable with remote PSU
NOTES	dichroic filters available on request in non-standard colouring

AKRO 1.1

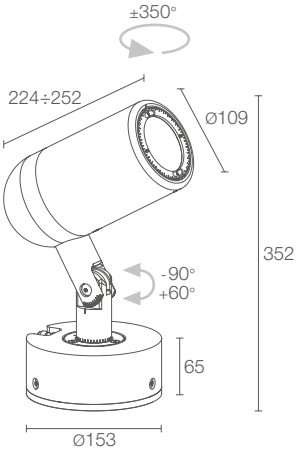

kg 5.60 IP66 IK06

A A+ A++ PID

	43W 230Vac **AK1110** **N** Black
	0 - 80 CRI **1** - 90 CRI
	F - 2700K **5** - 3000K **9** - 4000K
	R1 - 13°—32° **R2** - 16°—42°
	3260 lm (3000K, CRI 80) 2610 lm (3000K, CRI 90)
	1 COB high-intensity power LED (2-step MacAdam)
	body in black anodized aluminum screen in tempered extra-clear glass
	built in
	none
	operating voltage
	surface mounted (ceiling, wall, ground)
	see p. 382
	dichroic filters available on request in non-standard colouring

AKRO 1.2

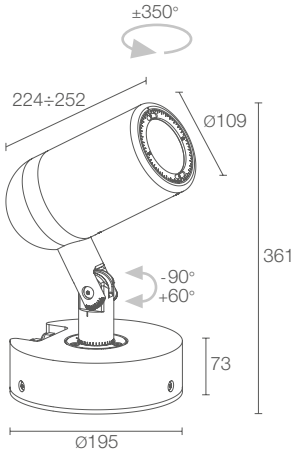

kg 6.50 IP66 IK06

A A+ A++ PID

	43W 230Vac DALI + 1-10V + PUSH **AK1210** **ND** Black
	0 - 80 CRI **1** - 90 CRI
	F - 2700K **5** - 3000K **9** - 4000K
	R1 - 13°—32° **R2** - 16°—42°
	3260 lm (3000K, CRI 80) 2610 lm (3000K, CRI 90)
	1 COB high-intensity power LED (2-step MacAdam)
	body in black anodized aluminum screen in tempered extra-clear glass
	built in
	none
	operating voltage
	surface mounted (ceiling, wall, ground)
	see p. 382
	dimmable
	dichroic filters available on request in non-standard colouring

AKRO

ACCESSORIES AND POWER SUPPLY UNITS

ANTI-GLARE

WB1101N - Black
Standard snoots

WB1102N - Black
Asymmetrical snoots

WB1103N - Black
Barn doors

OPTICAL ACCESSORIES

WR0001 - Red
WR0002 - Green
WR0003 - Blue
WR0004 - Orange
Dichroic filter

Akro can house up to 2 filters

WR0010 - Diffusion
WR0020 - Elliptical
Optical filter

WR0030 - Variation towards warm white light
WR0031 - Variation towards cold white light
Colour temperature conversion filter

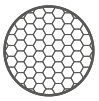

WH0506
Honeycomb louvre

ACCESSORIES FOR INSTALLATION

WP0300
Spike for in-ground installation
(Akro 1.0)

WP1005N
Arm for pole mounting
(Akro 1.0)

WE0300
Accessory for extracting IP66 cartridge IP66

WR0100
Mock-up cartridge

for spare parts see p. 704

POWER SUPPLY UNITS Akro 1.0

Max no. fixtures	PSU	IP	Page
1	ACUNI039T1	20	668 669
1	AD050DALIT1	20	672 673 674 676

^
AKRO 1.0
3000K, 37W, 13°—32° optical range
with elliptical filter

AKRO 1.0 >
3000K, 37W, with elliptical filter
and orange, blue, red, green dichroic filters





AKRO

PHOTOMETRIC DATA

AKRO 1.0
1.1
1.2

R1 - 13° (13°—32°) CRI 80

H (m)	Ø (m)	Lux max (3000K)
6,00	1,37	385
12,00	2,74	96
18,00	4,12	43
24,00	5,49	24
30,00	6,86	15

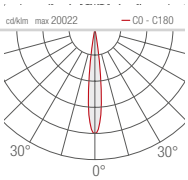



R1 - 32° (13°—32°) CRI 80

H (m)	Ø (m)	Lux max (3000K)
6,00	3,53	73
12,00	7,05	18
18,00	10,58	8
24,00	14,10	5
30,00	17,63	3

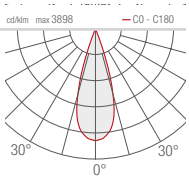

AKRO 1.1
3000K, 43W, with conversion filter varying towards cold white light

AKRO 1.1
3000K, 43W



R2 - 16° (16°—42°) CRI 80

H (m)	Ø (m)	Lux max (3000K)
6,00	1,67	396
12,00	3,33	99
18,00	5,00	44
24,00	6,67	25
30,00	8,33	16

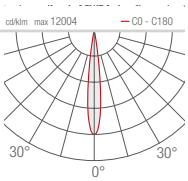



R2 - 42° (16°—42°) CRI 80

H (m)	Ø (m)	Lux max (3000K)
6,00	4,63	80
12,00	9,26	20
18,00	13,89	9
24,00	18,52	5
30,00	23,15	3

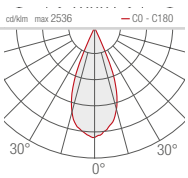

AKRO 1.1
3000K, 43W, with conversion filter varying towards warm white light

FLORI

OUTDOOR PROJECTORS

FLORI 1.0

FLORI 1.1
base for connections

< FLORI 1.0
3000K, 7W, 31°, anthracite, with spike

FLORI

v
FLORI 1.0
3000K, 7W, 9°, anthracite, with fastener strap

Courtesy of / Municipality of Cittadella, Padua, Italy

FLORI 1.0

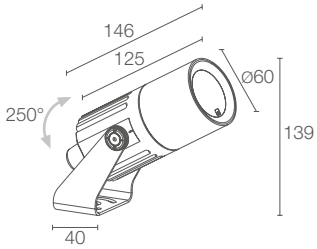

kg 0.80 IP66 IK07

A A+ A++ IPS PID

POWER / POWER SUPPLY CODE	7W 230Vac **FS1010** **E** White **FS1010** **F** Grey **FS1010** **H** Anthracite **FS1010** **T** Cor-ten
CRI	**0** - 80 CRI **1** - 90 CRI
LED COLOUR	**F** - 2700K **5** - 3000K **9** - 4000K
OPTICS	**V** - 9° **S** - 15° **M** - 31° **L** - 36° **W** - 10°x45° **X** - 45°x10°
LUMEN OUTPUT AT SOURCE	657 lm (3000K, CRI 80) 608 lm (3000K, CRI 90)
DELIVERED LUMEN OUTPUT	366 lm (3000K, 31°, CRI 80) 296 lm (3000K, 31°, CRI 90)
NO. AND TYPE OF LED	1 high-intensity power LED (3-step MacAdam)
MATERIAL	body in aluminium screen in serigraphed, transparent, tempered extra-clear glass
POWER SUPPLY UNIT	built in
POWER CABLES	includes 1.5 m neoprene cable H05RN-F 3x1.0 Ø7 mm
MOUNTING	surface mounted (ceiling, wall, ground, spike)
ACCESSORIES	see p. 390
NOTES	version with 24Vdc power supply available on request

FLORI 1.1

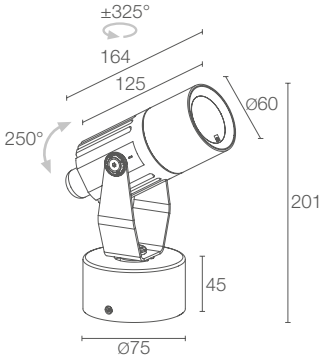

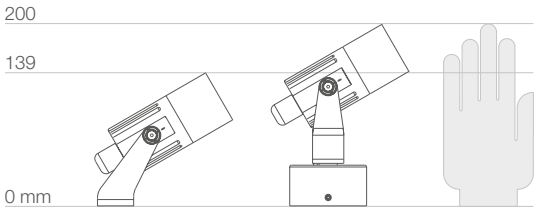

kg 1.10 IP66 IK07

A A+ A++ IPS PID

	7W 230Vac **FS1110** ■■■ **E** White **FS1110** ■■■ **F** Grey **FS1110** ■■■ **H** Anthracite **FS1110** ■■■ **T** Cor-ten
■	**0** - 80 CRI **1** - 90 CRI
■	**F** - 2700K **5** - 3000K **9** - 4000K
■	**V** - 9° **S** - 15° **M** - 31° **L** - 36° **W** - 10°x45° **X** - 45°x10°
	657 lm (3000K, CRI 80) 608 lm (3000K, CRI 90)
	366 lm (3000K, 31°, CRI 80) 296 lm (3000K, 31°, CRI 90)
	1 high-intensity power LED (3-step MacAdam)
	body in aluminium screen in serigraphed, transparent, tempered extra-clear glass
	built in
	includes 1.5 m neoprene cable H05RN-F 3x1.0 Ø7 mm
	surface mounted (ceiling, wall, ground)
	see p. 390
	version with 24Vdc power supply available on request

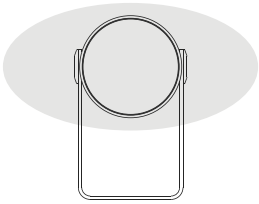

10°x45° optics

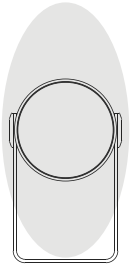

45°x10° optics

FLORI

ACCESSORIES

ANTI-GLARE

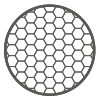

WH0203
Honeycomb louvre
order together with the lighting fixture

WB1001E - White
WB1001F - Grey
WB1001H - Anthracite
WB1001T - Cor-ten
Standard snoot

WB1002E - White
WB1002F - Grey
WB1002H - Anthracite
WB1002T - Cor-ten
Asymmetrical snoot

WB1003N - Black
Barn doors

ACCESSORIES FOR INSTALLATION Flori 1.0

WP0100
Spike for in-ground installation

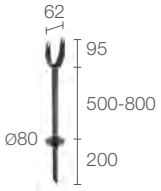

h 500 mm
WP1001E - White
WP1001F - Grey
WP1001H - Anthracite
WP1001T - Cor-ten
h 800 mm
WP1002E - White
WP1002F - Grey
WP1002H - Anthracite
WP1002T - Cor-ten
Spike with bracket
for in-ground installation

h 500 mm
WP1003E - White
WP1003F - Grey
WP1003H - Anthracite
WP1003T - Cor-ten
Arm with bracket
for wall-mounted installation

WP1004
Fastener strap

POWER CABLES

Neoprene cable
H05RN-F 3x1.0 Ø7 mm
IPS
WF9005 - 5 m
order together with the lighting fixture

Spikes in different lengths
for wall-mounted
or in-ground installation

FLORI 1.0 >
2700K, 7W, 15°, anthracite,
with asymmetrical snoot

Project by / SHoP ARCHITECTS
Light planning by / PHT Lighting Design
Photo © Matteo Cirenei
Courtesy of / INTERNI magazine
Wave/Cave by SHoP ARCHITECTS
Fuorisalone 2017, Milan, Italy

FLORI

PHOTOMETRIC DATA

FLORI 1.0
1.1

V - 9° CRI 80

H (m)	Ø (m)	Lux max (3000K)
1,00	0,20	11404
2,00	0,41	2851
3,00	0,61	1267
4,00	0,81	713
5,00	1,02	456

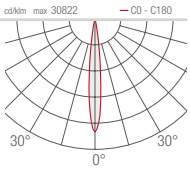

S - 15° CRI 80

H (m)	Ø (m)	Lux max (3000K)
1,00	0,27	3717
2,00	0,54	929
3,00	0,80	413
4,00	1,07	232
5,00	1,34	149

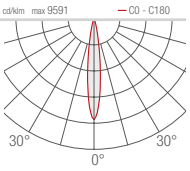

M - 31° CRI 80

H (m)	Ø (m)	Lux max (3000K)
1,00	0,55	1229
2,00	1,11	307
3,00	1,66	137
4,00	2,21	77
5,00	2,76	49

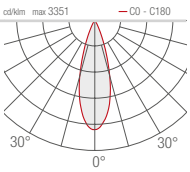

L - 36° CRI 80

H (m)	Ø (m)	Lux max (3000K)
1,00	0,64	920
2,00	1,29	230
3,00	1,93	102
4,00	2,57	58
5,00	3,22	37

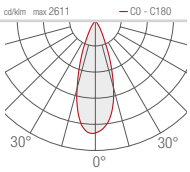

W - 10°x45° CRI 80

H (m)	Ø (m)	Ø (m)	Lux max (3000K)
1,00	0,18	0,82	2542
2,00	0,36	1,64	635
3,00	0,54	2,46	282
4,00	0,71	3,28	159
5,00	0,89	4,10	102

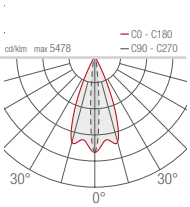

X - 45°x10° CRI 80

H (m)	Ø (m)	Ø (m)	Lux max (3000K)
1,00	0,82	0,18	2542
2,00	1,64	0,36	635
3,00	2,46	0,54	282
4,00	3,28	0,71	159
5,00	4,10	0,89	102

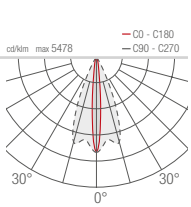

LE VIGNE DI ROBERTO
TERREdiCONFINE

KLEO

OUTDOOR PROJECTORS

KLEO 1.0

10W

KLEO 1.1

10W
base for connections

KLEO 2.0

20W

KLEO 2.1

20W
base for connections

< **KLEO 1.0**
3000K, 10W, 63°, cor-ten

KLEO 1

KLEO 1.0

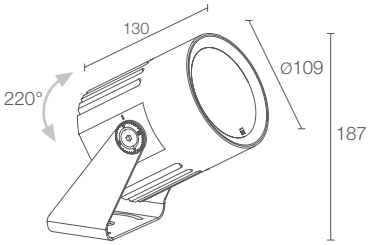

CE LED TECH kg 2.30 IP66 IK07

A A+ A++ IPS SPD

POWER / POWER SUPPLY CODE	10W 230Vac **KL1010** **E** White **KL1010** **F** Grey **KL1010** **H** Anthracite **KL1010** **T** Cor-ten
CRI	**0** - 80 CRI **1** - 90 CRI
LED COLOUR	**F** - 2700K **5** - 3000K **9** - 4000K
OPTICS	**V** - 16° sharp **S** - 16° **M** - 30° **L** - 63°
LUMEN OUTPUT AT SOURCE	945 lm (3000K, CRI 80) 815 lm (3000K, CRI 90)
DELIVERED LUMEN OUTPUT	640 lm (3000K, 30°, CRI 80) 340 lm (3000K, 16° sharp, CRI 80) 544 lm (3000K, 30°, CRI 90) 289 lm (3000K, 16° sharp, CRI 90)
NO. AND TYPE OF LED	1 COB LED
MATERIAL	body in aluminium screen in serigraphed, tempered, transparent extra-clear glass
POWER SUPPLY UNIT	built in
POWER CABLES	includes 1.5 m neoprene cable H05RN-F 3x1.0 Ø7 mm
MOUNTING	surface mounted (ceiling, wall, ground, spike)
ACCESSORIES	see p. 396

KLEO 1.1

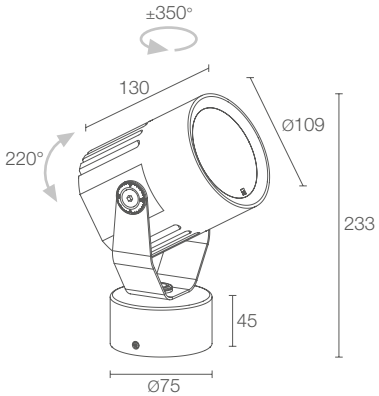

CE LED TECH kg 2.60 IP66 IK07

A A+ A++ IPS SPD

	10W 230Vac **KL1110** **E** White **KL1110** **F** Grey **KL1110** **H** Anthracite **KL1110** **T** Cor-ten
	0 - 80 CRI **1** - 90 CRI
	F - 2700K **5** - 3000K **9** - 4000K
	V - 16° sharp **S** - 16° **M** - 30° **L** - 63°
	945 lm (3000K, CRI 80) 815 lm (3000K, CRI 90)
	640 lm (3000K, 30°, CRI 80) 340 lm (3000K, 16° sharp, CRI 80) 544 lm (3000K, 30°, CRI 90) 289 lm (3000K, 16° sharp, CRI 90)
	1 COB LED
	body in aluminium screen in serigraphed, tempered, transparent extra-clear glass
	built in
	includes 1.5 m neoprene cable H05RN-F 3x1.0 Ø7 mm
	surface mounted (ceiling, wall, ground)
	see p. 396

KLEO 2

KLEO 2.0

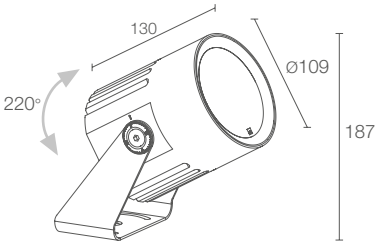

kg 2.30 IP66 IK07

A A+ A++ IPS SPD

POWER / POWER SUPPLY CODE	20W 230Vac **KL2010 E** White **KL2010 F** Grey **KL2010 H** Anthracite **KL2010 T** Cor-ten
CRI	**0** - 80 CRI **1** - 90 CRI
LED COLOUR	**F** - 2700K **5** - 3000K **9** - 4000K
OPTICS	**V** - 16° sharp **S** - 22° **M** - 38° **L** - 64°
LUMEN OUTPUT AT SOURCE	2280 lm (3000K, CRI 80) 1925 lm (3000K, CRI 90)
DELIVERED LUMEN OUTPUT	1308 lm (3000K, 38°, CRI 80) 805 lm (3000K, 16° sharp, CRI 80) 1112 lm (3000K, 38°, CRI 90) 685 lm (3000K, 16° sharp, CRI 90)
NO. AND TYPE OF LED	1 COB LED
MATERIAL	body in aluminium screen in serigraphed, tempered, transparent extra-clear glass
POWER SUPPLY UNIT	built in
POWER CABLES	includes 1.5 m neoprene cable H05RN-F 3x1.0 Ø7 mm
MOUNTING	surface mounted (ceiling, wall, ground, spike)
ACCESSORIES	see p. 396

KLEO 2.1

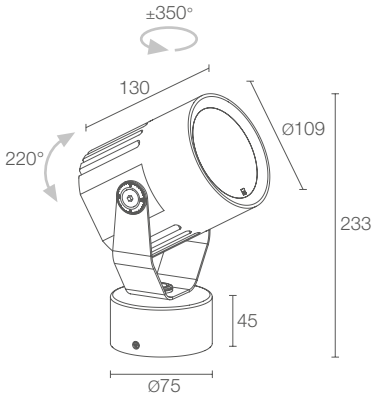

kg 2.60 IP66 IK07

A A+ A++ IPS SPD

	20W 230Vac **KL2110 E** White **KL2110 F** Grey **KL2110 H** Anthracite **KL2110 T** Cor-ten
	0 - 80 CRI **1** - 90 CRI
	F - 2700K **5** - 3000K **9** - 4000K
	V - 16° sharp **S** - 22° **M** - 38° **L** - 64°
	2280 lm (3000K, CRI 80) 1925 lm (3000K, CRI 90)
	1308 lm (3000K, 38°, CRI 80) 805 lm (3000K, 16° sharp, CRI 80) 1112 lm (3000K, 38°, CRI 90) 685 lm (3000K, 16° sharp, CRI 90)
	1 COB LED
	body in aluminium screen in serigraphed, tempered, transparent extra-clear glass
	built in
	includes 1.5 m neoprene cable H05RN-F 3x1.0 Ø7 mm
	surface mounted (ceiling, ground, ground)
	see p. 396

KLEO

ACCESSORIES

ANTI-GLARE

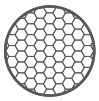

WH0505
Honeycomb louvre

order together with
the lighting fixture

the honeycomb louvre
can be provided on all fixed optics
except for diffuse and sharp optics

WB1101E - White
WB1101F - Grey
WB1101H - Anthracite
WB1101T - Cor-ten
Standard snoot

WB1102E - White
WB1102F - Grey
WB1102H - Anthracite
WB1102T - Cor-ten
Asymmetrical snoot

WB1103N - Black
Barn doors

ACCESSORIES FOR INSTALLATION Kleo 1.0 / 2.0

WP0300
Spike for in-ground installation

POWER CABLES

Neoprene cable
H05RN-F 3x1.0 Ø7 mm
IPS

WF9005 - 5 m

order together with the lighting fixture

KLEO

PHOTOMETRIC DATA

KLEO 1.0 1.1

V - 16° sharp CRI 80

H (m)	Ø (m)	Lux max (3000K)
1,00	0,29	2940
2,00	0,57	735
3,00	0,86	327
4,00	1,15	184
5,00	1,43	118

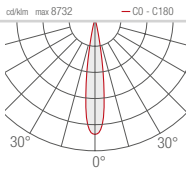

S - 16° CRI 80

H (m)	Ø (m)	Lux max (3000K)
1,00	0,28	3214
2,00	0,55	803
3,00	0,83	357
4,00	1,11	201
5,00	1,39	129

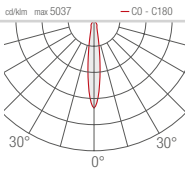

M - 30° CRI 80

H (m)	Ø (m)	Lux max (3000K)
1,00	0,54	1270
2,00	0,70	317
3,00	1,61	141
4,00	2,15	79
5,00	2,68	51

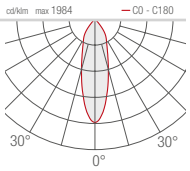

L - 63° CRI 80

H (m)	Ø (m)	Lux max (3000K)
1,00	1,24	605
2,00	2,48	151
3,00	3,72	67
4,00	4,96	38
5,00	6,20	24

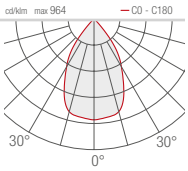

KLEO 2.0 2.1

V - 16° sharp CRI 80

H (m)	Ø (m)	Lux max (3000K)
1,00	0,29	6982
2,00	0,58	1745
3,00	0,87	776
4,00	1,15	436
5,00	1,44	279

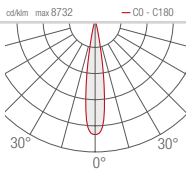

S - 22° CRI 80

H (m)	Ø (m)	Lux max (3000K)
1,00	0,39	5212
2,00	0,79	1303
3,00	1,18	579
4,00	1,57	326
5,00	1,97	208

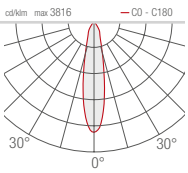

M - 38° CRI 80

H (m)	Ø (m)	Lux max (3000K)
1,00	0,70	2469
2,00	1,40	617
3,00	2,10	274
4,00	2,80	154
5,00	3,49	99

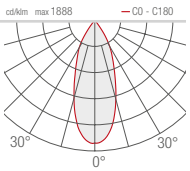

L - 64° CRI 80

H (m)	Ø (m)	Lux max (3000K)
1,00	1,25	1317
2,00	2,50	329
3,00	3,75	146
4,00	5,00	82
5,00	6,24	53

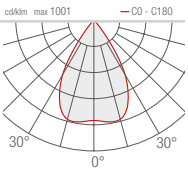

< **KLEO 2.0**
3000K, 20W, 64°, white
BRIGHT 2.4
3000K, 5W, 8°, stainless steel
BRIGHT 6.8
3000K, 13W, stainless steel

Automatismi Benincà
Sandrigo, Vicenza, Italy

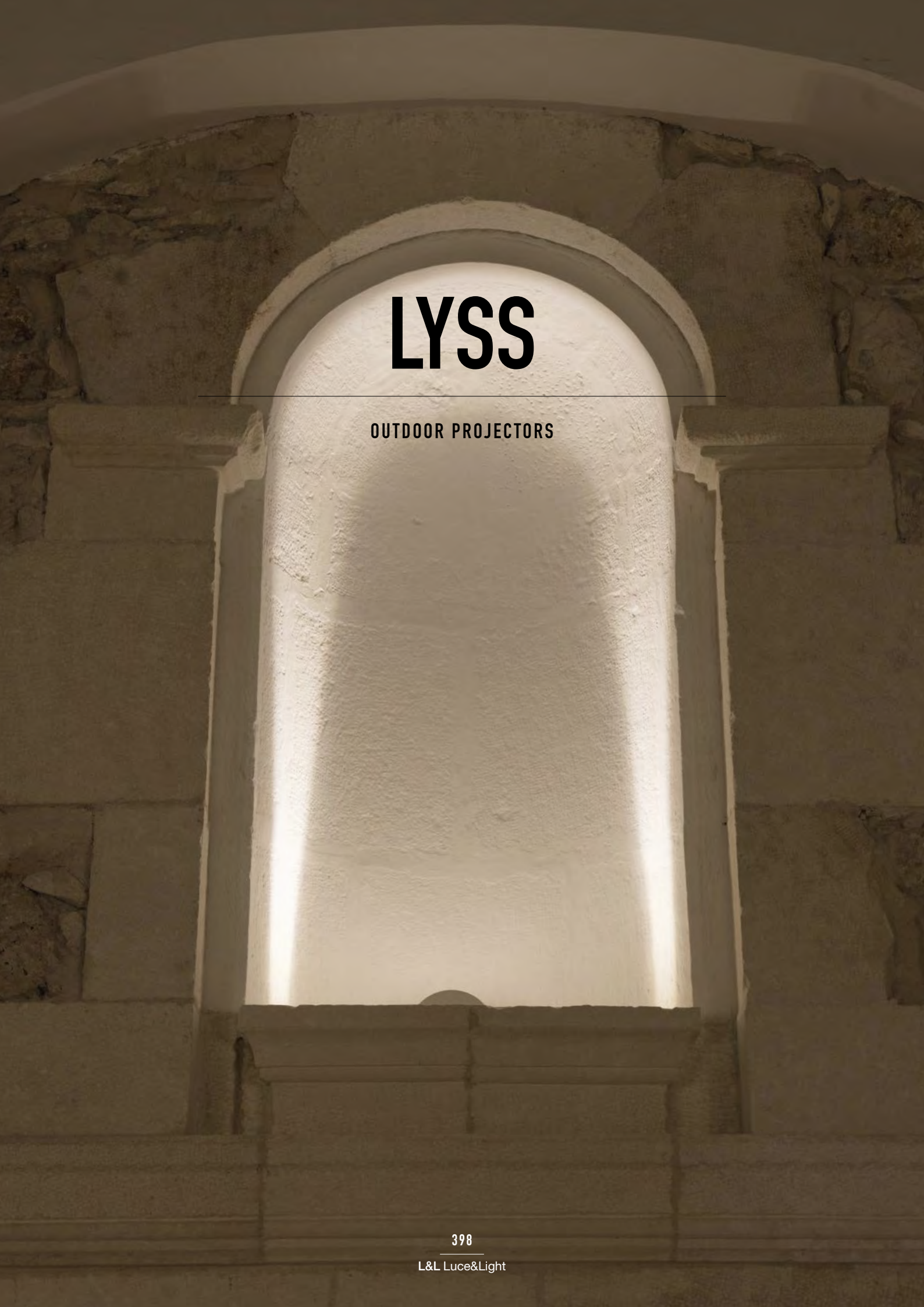

LYSS

OUTDOOR PROJECTORS

LYSS MINI 1.0

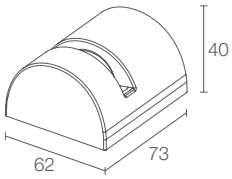

LYSS 1.0

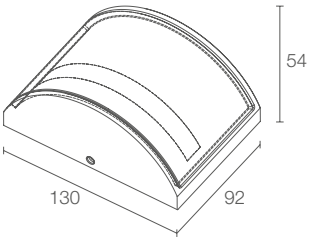

	LYSS MINI 1.0	LYSS 1.0
	kg 0.15 IP65 IK07 A A+ A++ IPS	kg 0.85 IP65 IK05 A A+ A++ PID
POWER / POWER SUPPLY	3W 24Vdc	5W 230Vac
CODE	**LM10000 E** White **LM10000 F** Grey **LM10000 H** Anthracite **LM10000 T** Cor-ten	**LY1010 E** White **LY1010 F** Grey **LY1010 H** Anthracite **LY1010 T** Cor-ten 9W 230Vac **LY1011 E** White **LY1011 F** Grey **LY1011 H** Anthracite **LY1011 T** Cor-ten
LED COLOUR	**F** - 2700K **5** - 3000K **9** - 4000K **1** - blue	**F** - 2700K **5** - 3000K **9** - 4000K **1** - blue
OPTICS	**Z** - clear 8°x160° **Y** - satin 9°x160°	**Z** - clear 10°x180° **Y** - satin 20°x180°
LUMEN OUTPUT AT SOURCE	246 lm (3000K)	369 lm (3000K, 5W) 603 lm (3000K, 9W)
DELIVERED LUMEN OUTPUT	67 lm (3000K, 8°x160°)	96 lm (3000K, 10°x180°, 5W) 169 lm (3000K, 10°x180°, 9W)
NO. AND TYPE OF LED	1 power LED	2 power LEDs
MATERIAL	body in thermally conductive plastic	body in die-cast aluminium screen in serigraphed glass
POWER SUPPLY UNIT	not included, see p. 402	built in
POWER CABLES	includes 1.5 m neoprene cable 05RN-F 2x0.35 Ø4.6 mm	includes 1.5 m neoprene cable H05RN-F 3x1.0 Ø7 mm
MOUNTING	surface mounted (windowsill, arch, corners)	surface mounted (windowsill, arch)
ACCESSORIES	see p. 402	see p. 402

< **LYSS 1.0**
3000K, 5W, clear 10°x180°, white

Project by / arch. Fernanda Cantone
Light planning by / Light Style
Castello Tafuri Charming Suites
Portopalo di Capo Passero, Syracuse, Italy

LYSS

UNIQUE SELLING POINTS

SEMICIRCULAR UNIFORM BLADE OF LIGHT:
EXTREMELY SHARP
TRANSPARENT OPTICS, 10°X180°



SOFTER
FROSTED OPTICS, 20°X180°

MANY APPLICATIONS:

WINDOWSILLS

ARCHWAYS

CORNERS
(LYSS MINI 1.0)

BUILT-IN PROTECTION SYSTEMS:

IPS

IPS INTELLIGENT PROTECTION SYSTEM (LYSS MINI 1.0)

PID

PID PROTECTIVE IMPEDANCE DEVICE (LYSS 1.0)

IP65

SUITABLE FOR OUTDOOR INSTALLATIONS ON FAÇADES THANKS TO ITS SMALL DIMENSIONS THAT MAKE IT BARELY VISIBLE

BUILT-IN POWER SUPPLY UNIT (LYSS 1.0)

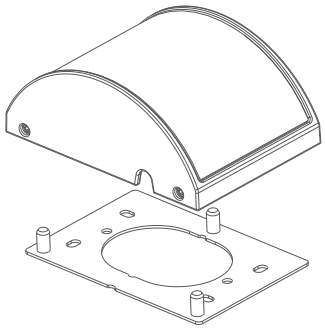

PLATE ADJUSTABLE BY 5° TO ALIGN LIGHT BEAM WITH INSTALLATION SURFACE (LYSS 1.0)

6-STEP MATERIAL PROTECTION, AND OXIDATION AND CORROSION RESISTANCE

EN AB 47100 low-copper-content aluminium alloy
Preparation for painting with ALODINE NT-E® coating
Epoxy paint
Polyester paint
Paints compliant with Qualicoat architectural coating standard
Tested in saline mist (over 1000 hours)
(Lyss 1.0)

LYSS

ACCESSORIES AND POWER SUPPLY UNITS

ACCESSORIES FOR INSTALLATION

WC0301
Optional outer casing
(Lyss 1.0)

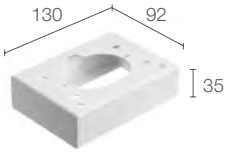

WD0500E - White
WD0500F - Grey
WD0500H - Anthracite
WD0500T - Cor-ten
Connection housing
(Lyss 1.0)

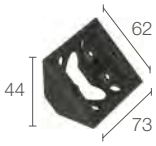

WD0800E - White
WD0800F - Grey
WD0800H - Anthracite
WD0800T - Cor-ten
Base for corners
(Lyss Mini 1.0)

POWER SUPPLY UNITS Lyss Mini 1.0

Max no. fixtures	PSU	IP	Page
1...n	24Vdc	20	671
1...n	24Vdc	67	671

LYSS 1.0 >
3000K, 9W, clear 10°x180°, white
SIRI 2.0
3000K, 16W, 40°, white
NEVA 2.1
3000K, 16W, 45°

Project by / Amatori Architettura d'Interni
Architecture by / arch. Gino Valle
Light planning by / Litek
Banca Alto Vicentino-Schio, head office,
Schio, Vicenza, Italy

LYSS

PHOTOMETRIC DATA

LYSS MINI 1.0

Z - Clear 8°x160°

H (m)	Ø (m)	Ø (m)	Lux max (3000K)
1,00	3,02	0,13	218
2,00	6,04	0,27	54
3,00	9,06	0,40	24
4,00	12,08	0,53	14
5,00	15,10	0,66	9

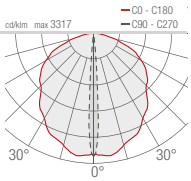

Y - Satin 9°x160°

H (m)	Ø (m)	Ø (m)	Lux max (3000K)
1,00	2,87	0,15	203
2,00	5,74	0,29	51
3,00	8,61	0,44	23
4,00	11,48	0,58	13
5,00	14,35	0,73	8

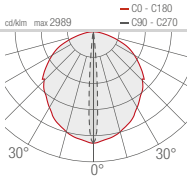

LYSS 1.0

Z - Clear 10°x180°

H (m)	Ø (m)	Ø (m)	Lux max (3000K) 5W	9W
1,00	3,11	0,16	320	555
2,00	6,21	0,32	80	139
3,00	9,32	0,49	36	62
4,00	12,42	0,65	20	35
5,00	15,53	0,81	13	22

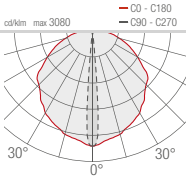

Y - Satin 20°x180°

H (m)	Ø (m)	Ø (m)	Lux max (3000K) 5W	9W
1,00	2,58	0,21	256	425
2,00	5,16	0,42	64	106
3,00	7,74	0,64	28	47
4,00	10,32	0,85	16	27
5,00	12,89	1,06	10	17

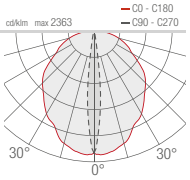

PALLADIANO

OUTDOOR PROJECTORS

PALLADIANO 1.0

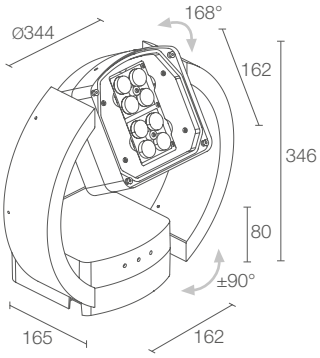

Required plate, not included
Optics not included

kg 6.50 IP66 IK10

A A+ A++ IPS PID SPD

POWER SUPPLY CODE	230Vac **PD101** ■■■■ **E** White **PD101** ■■■■ **H** Anthracite **PD101** ■■■■ **T** Cor-ten **PD101** ■■■■ **U** Copper
■ **POWER**	**0** - 38W **1** - 55W
■ **CRI**	**0** - 80 CRI **1** - 90 CRI
■ **LED COLOUR**	**F** - 2700K **5** - 3000K **9** - 4000K
■ **CONTROL SYSTEM**	**0** - 1-10V+PUSH **1** - DALI **2** - virtual midnight **3** - on/off
LUMEN OUTPUT AT SOURCE	3905 lm (3000K, 38W, CRI 80) 3617 lm (3000K, 38W, CRI 90) 5256 lm (3000K, 55W, CRI 80) 4864 lm (3000K, 55W, CRI 90)
DELIVERED LUMEN OUTPUT	2300 lm (3000K, 45°, 38W, CRI 80) 2070 lm (3000K, 45°, 38W, CRI 90) 3200 lm (3000K, 45°, 55W, CRI 80) 2850 lm (3000K, 45°, 55W, CRI 90)
NO. AND TYPE OF LED	8 high intensity power LEDs
MATERIAL	body in die-cast aluminium screen in serigraphed, transparent polycarbonate
POWER SUPPLY UNIT	built in
POWER CABLES	includes 5 m neoprene cable H05RN-F 2x1.00/1.00 Ø6.8 mm
MOUNTING	surface mounted (ceiling, wall, ground)
ACCESSORIES	see p. 406
DESIGN BY	Francesco Iannone

< **PALLADIANO 1.0**
4000K, 55W, 158°x110°, anthracite

PALLADIANO

ACCESSORIES

ACCESSORIES FOR INSTALLATION

WM0412E White
WM0412H Anthracite
WM0412T Cor-ten
WM0412U Copper
Base plates

OPTICAL ACCESSORIES

WR0301 - 15°
WR0302 - 24°
WR0303 - 38°
WR0304 - 54°
WR0305 - 14°x56°
Optics

WR0306 - 153°x107°
WR0307 - 85°x85°
WR0308 - 130°x130°
WR0309 - 119°x92°
WR0310 - 158°x110°
WR0311 - 149°x106°
WR0312 - 160°x112°
WR0313 - 162°x116°
WR0314 - 165°x110°
WR0315 - 145°x115°
WR0316 - 110°x80°
WR0317 - 145°x120°
WR0318 - 135°x135°
WR0319 - 47°x47°
WR0320 - 90°x90°
Street optics

HEAD ADJUSTABLE THROUGH 336°

ARMS ADJUSTABLE IN STEPS OF 30°

OPTICAL ACCESSORIES

WR0321 - Water
WR0322 - Blue water
Shadow-effect filter

WR0323 - Forest
WR0324 - Green forest
Shadow-effect filter



WR0325 - Rain
WR0326 - Blue rain
Shadow-effect filter

WR0327 - Leaves
WR0328 - Green leaves
Shadow-effect filter

WR0329 - Blurred
WR0330 - Orange blurred
Shadow-effect filter

WR0331 - Path
WR0332 - Green path
Shadow-effect filter

WR0333 - Red
WR0334 - Green
WR0335 - Blue
Colour filter

Shadow-effect filter: order instead of optics
Colour filter: order in addition to optics 15°, 24°, 38°, 54°, 14°x56°

PALLADIANO

PHOTOMETRIC DATA

WR0301 - 15° CRI 80

		Lux max (3000K)	
H (m)	Ø (m)	**38W**	**55W**
2,00	0,52	5892	8206
4,00	1,05	1473	2051
6,00	1,57	655	912
8,00	2,10	368	513
10,00	2,62	236	328

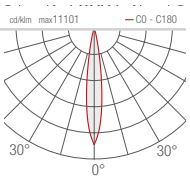

WR0302 - 24° CRI 80

		Lux max (3000K)	
H (m)	Ø (m)	**38W**	**55W**
2,00	0,83	2754	3836
4,00	1,66	689	959
6,00	2,49	306	426
8,00	3,32	172	240
10,00	4,14	110	153

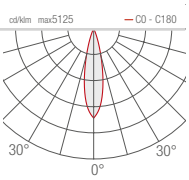

WR0305 - 14°x56° CRI 80

		Lux max (3000K)		
H (m)	Ø (m)	Ø (m)	**38W**	**55W**
2,00	0,48	2,14	1747	2434
4,00	0,97	4,29	437	608
6,00	1,45	6,43	194	270
8,00	1,93	8,58	109	152
10,00	2,42	10,72	70	97

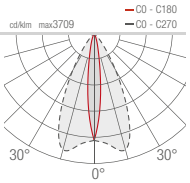

WR0306 - 153°x107°

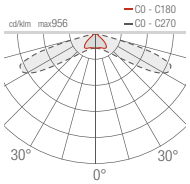

WR0307 - 85°x85°

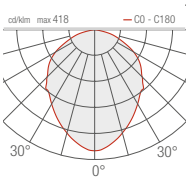

WR0308 - 130°x130°

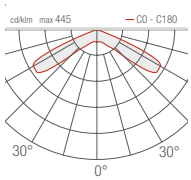

WR0309 - 119°x92°

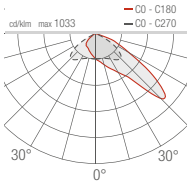

WR0314 - 165°x110°

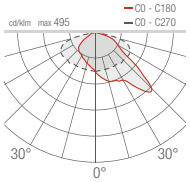

WR0315 - 145°x115°

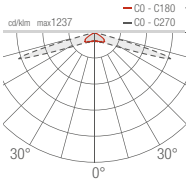

WR0316 - 110°x80°

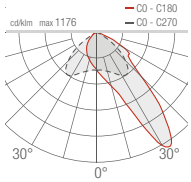

WR0317 - 145°x120°

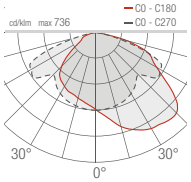

WR0303 - 38° CRI 80

		Lux max (3000K)	
H (m)	Ø (m)	**38W**	**55W**
2,00	1,36	1149	1601
4,00	2,73	287	400
6,00	4,09	128	178
8,00	5,46	72	100
10,00	6,82	46	64

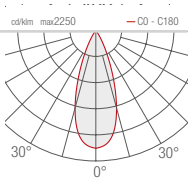

WR0304 - 54° CRI 80

		Lux max (3000K)	
H (m)	Ø (m)	**38W**	**55W**
2,00	2,09	567	790
4,00	4,18	142	197
6,00	6,27	63	88
8,00	8,36	35	49
10,00	10,45	23	32

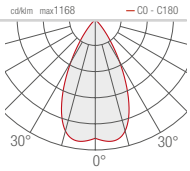

WR0310 - 158°x110°

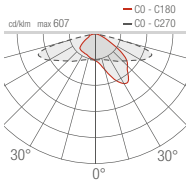

WR0311 - 149°x106°

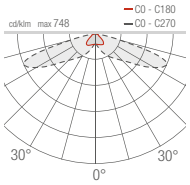

WR0312 - 160°x112°

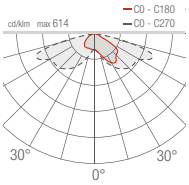

WR0313 - 162°x116°

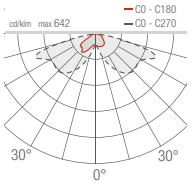

WR0318 - 135°x135°

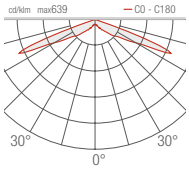

WR0319 - 47°x47°

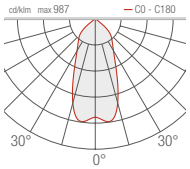

WR0320 - 90°x90°

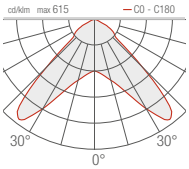

PIVOT

OUTDOOR PROJECTORS

PIVOT 1.1

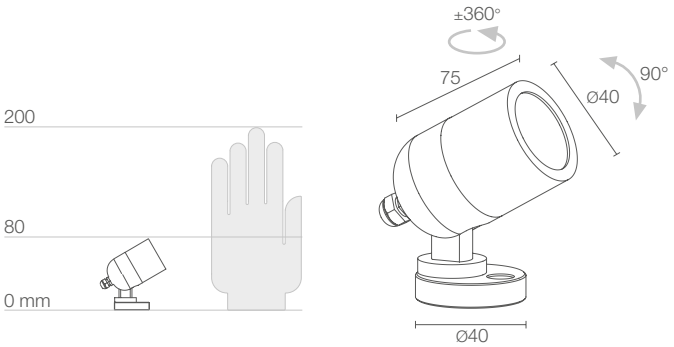

PIVOT 1.6

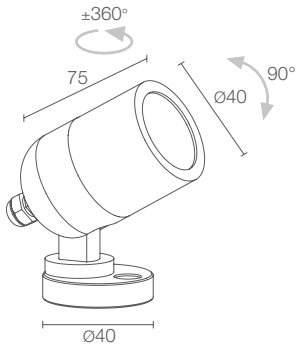

	PIVOT 1.1	PIVOT 1.6
	kg 0.40 IP65 IK05 A A+ A++ IPS	kg 0.40 IP65 IK05 A A+ A++ IPS
POWER / POWER SUPPLY CODE	max 6W max 500mA blue/white light **CP1132 A A** Anodized aluminium **CP1132 A T** Cor-ten max 6W max 500mA RGB light **CP1132 6 A** Anodized aluminium **CP1132 6 T** Cor-ten	6W 24Vdc **CP1600 A** Anodized aluminium **CP1600 T** Cor-ten
LED COLOUR	**F** - 2700K **5** - 3000K **9** - 4000K **0** - 5000K **1** - blue	**F** - 2700K **5** - 3000K **9** - 4000K **0** - 5000K **1** - blue
OPTICS	**S** - 12° **M** - 25° **L** - 56°	**S** - 12° **M** - 25° **L** - 56°
LUMEN OUTPUT AT SOURCE	436 lm (3000K, 500mA) RGB: 260 lm, R: 97 lm G: 123 lm B: 40 lm (500mA)	436 lm (3000K)
DELIVERED LUMEN OUTPUT	294 lm (3000K, 500mA, 25°) RGB: 186 lm, R: 69 lm G: 88 lm B: 29 lm (500mA, 25°)	294 lm (3000K, 25°)
NO. AND TYPE OF LED	3 power LEDs	3 power LEDs
MATERIAL	body in anodized aluminium screen in transparent, tempered extra-clear glass	body in anodized aluminium screen in transparent, tempered extra-clear glass
POWER SUPPLY UNIT	not included, see p. 412 and 668	not included, see p. 412
POWER CABLES	includes 1.5 m neoprene cable H05RN-F 2x0.35/0.75 Ø6.3 mm RGB: includes 1.5 m PVC cable 6x0.25 Ø6.3 mm (equivalent to H05RN-F)	includes 1.5 m neoprene cable H05RN-F 2x0.35/0.75 Ø6.3 mm
WIRING	series	parallel
MOUNTING	surface mounted (ceiling, wall, ground, spike)	surface mounted (ceiling, wall, ground, spike)
ACCESSORIES	see p. 412	see p. 412

< **PIVOT 1.1**
RGB, 6W, 56°, anodized aluminium

Project by / Simmetrico
EXPO 2015, Azerbaijan pavilion
Milan, Italy

PIVOT

ACCESSORIES AND POWER SUPPLY UNITS

ANTI-GLARE

WB0310A - Aluminium
WB0310T - Cor-ten
Standard snoot

WB0311A - Aluminium
WB0311T - Cor-ten
Asymmetrical snoot

ACCESSORIES FOR INSTALLATION

WP0100
Spike for in-ground installation

WP1004
Fastener strap

POWER CABLES

Neoprene cables
H05RN-F 2x0.35/0.75 Ø6.3 mm IPS

WF5005 - 5 m
WF5010 - 10 m
WF5015 - 15 m
WF5020 - 20 m
(Pivot 1.1)
white LED colour

WF8405 - 5 m
WF8410 - 10 m
WF8415 - 15 m
WF8420 - 20 m
(Pivot 1.6)

PVC cable
FROR 6x0.25 Ø3.5 mm
your choice of length
WF0210
(Pivot 1.1)
RGB

order together with the lighting fixture

POWER SUPPLY UNITS Pivot 1.1

350mA

Max no. fixtures	PSU	IP	Page
1	A13350VL	20	669
1/3	A19350QL	20	669
2/4	A312350QL	20	669
1/4 Dimmer	ADUNITC	20	672 673 674
1/2	A16350IP67	67	669
2/4	A312350IP67	67	669
-	RGB controller	-	679-684

500mA

Max no. fixtures	PSU	IP	Page
1	A13500TC	20	669
2/3	A310500QL	20	669
1/4 Dimmer	ADUNITC	20	672 673 674
1	A14500IP67	67	669
2/3	A310500IP67	67	669
-	RGB controller	-	679-684

POWER SUPPLY UNITS Pivot 1.6

24Vdc

Max no. fixtures	PSU	IP	Page
1...n	24Vdc	20	671
1...n	24Vdc	67	671

PIVOT

PHOTOMETRIC DATA

PIVOT 1.1
1.6

S - 12°

H (m)	Ø (m)	Lux max (3000K)
1,00	0,23	4186
2,00	0,46	1047
3,00	0,69	465
4,00	0,92	262
5,00	1,15	167

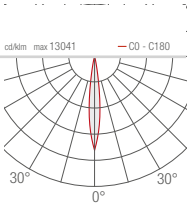

M - 25°

H (m)	Ø (m)	Lux max (3000K)
1,00	0,43	1254
2,00	0,85	314
3,00	1,28	139
4,00	1,70	78
5,00	2,13	50

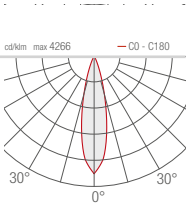

L - 56°

H (m)	Ø (m)	Lux max (3000K)
1,00	1,07	306
2,00	2,14	76
3,00	3,20	34
4,00	4,27	19
5,00	5,34	12

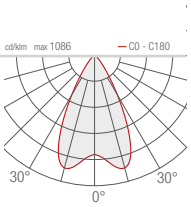

v
PIVOT 1.1
RGB, 6W, 56°, customized version with white finish
BRIGHT 5.6
3000K, 40W

Project and light planning by / pbr Planungsbüro Rohling
Photo by / Andreas Secci
SoleVital, Bad Laer, Germany

MUSEO DELLE
MILLE MIGLIA

SIRI

OUTDOOR PROJECTORS

SIRI 1.0
9W 230Vac

SIRI 1.2
11W 24Vdc

SIRI 1.1
9W 230Vac

SIRI 1.3
11W 24Vdc

SIRI 2.0
16W 230Vac

SIRI 2.2
20W 24Vdc

SIRI 2.1
16W 230Vac

SIRI 2.3
20W 24Vdc

SIRI 3.0
23W 230Vac

SIRI 3.2
33W 24Vdc

SIRI 3.1
23W 230Vac

SIRI 3.3
33W 24Vdc

< **SIRI 1.0**
3000K, 9W, 40°, anthracite

Photo by / Germano Borrelli
Vittoriale degli Italiani
Gardone Riviera, Brescia, Italy

SIRI

UNIQUE SELLING POINTS

BUILT-IN PROTECTION SYSTEMS:

IPS
INTELLIGENT PROTECTION SYSTEM

PID
PROTECTIVE IMPEDANCE DEVICE (EXCEPT FOR RGBW AND WHITE LED COLOUR)

NTC
TEMPERATURE SENSOR BUILT-IN (SIRI 3.0 / 3.1)

IP66

SUITABLE FOR OUTDOOR INSTALLATIONS

ON REQUEST: RAL FINISH

DESIGN patent pending

6-STEP MATERIAL PROTECTION, AND OXIDATION AND CORROSION RESISTANCE

EN AB 47100 low-copper-content aluminium alloy
Preparation for painting with ALODINE NT-E® coating
Epoxy paint
Polyester paint
Paints compliant with Qualicoat architectural coating standard
Tested in saline mist (over 1000 hours)

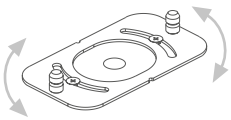

INTEGRATED BASE FOR CONNECTIONS, AND PLATE ADJUSTABLE THROUGH 35°

6° OPTICS

The 6 optics mean the beam can be concentrated on a small area even at large distances

ANTI-GLARE
RECESSED OPTICS

4-MM-THICK SERIGRAPHED,
TEMPERED GLASS



SCALED, ADJUSTABLE
BRACKET

SIRI 1

SIRI 1.0

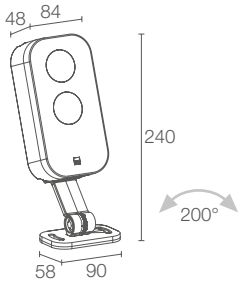

SIRI 1.1

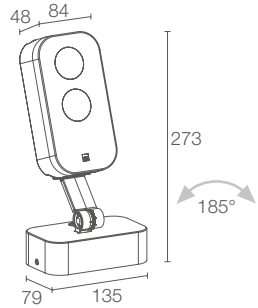

	SIRI 1.0	SIRI 1.1
	CE LED TECH kg 0.80 IP66 IK07 A A+ A++ IPS PID	CE LED TECH kg 1.15 IP66 IK07 A A+ A++ IPS PID
POWER / POWER SUPPLY **CODE**	9W 230Vac **SR1010 E** White **SR1010 F** Grey **SR1010 H** Anthracite **SR1010 T** Cor-ten	9W 230Vac **SR1110 E** White **SR1110 F** Grey **SR1110 H** Anthracite **SR1110 T** Cor-ten
LED COLOUR	**F** - 2700K **5** - 3000K **9** - 4000K **0** - 5000K	**F** - 2700K **5** - 3000K **9** - 4000K **0** - 5000K
OPTICS	**V** - 6° **S** - 12° **M** - 30° **L** - 40° **W** - 10°x45°	**V** - 6° **S** - 12° **M** - 30° **L** - 40° **W** - 10°x45°
LUMEN OUTPUT AT SOURCE	603 lm (3000K)	603 lm (3000K)
DELIVERED LUMEN OUTPUT	422 lm (3000K, 30°)	422 lm (3000K, 30°)
NO. AND TYPE OF LED	2 power LEDs	2 power LEDs
MATERIAL	body in die-cast aluminium screen in serigraphed, tempered extra-clear glass	body in die-cast aluminium screen in serigraphed, tempered extra-clear glass
POWER SUPPLY UNIT	built in	built in
POWER CABLES	includes 1.5 m neoprene cable H05RN-F 3x1.0 Ø7 mm	includes 1.5 m neoprene cable H05RN-F 3x1.0 Ø7 mm
MOUNTING	surface mounted (ceiling, wall, ground, spike)	surface mounted (ceiling, wall, ground)
ACCESSORIES	see p. 424	see p. 424

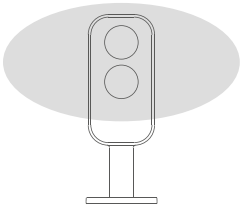

30°x60° optics

SIRI 1.2

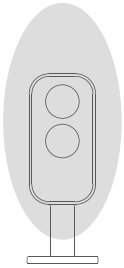

60°x30° optics

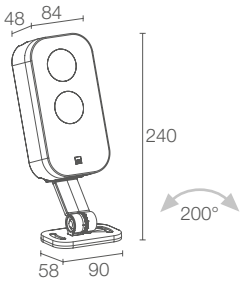

SIRI 1.3

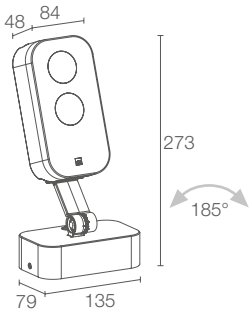

	kg 0.78 IP66 IK07 A A+ A++ IPS	kg 1.13 IP66 IK07 A A+ A++ IPS
POWER / POWER SUPPLY	11W 24Vdc	11W 24Vdc
CODE	**SR1200 7 E** White **SR1200 7 F** Grey **SR1200 7 H** Anthracite **SR1200 7 T** Cor-ten	**SR1300 7 E** White **SR1300 7 F** Grey **SR1300 7 H** Anthracite **SR1300 7 T** Cor-ten
OPTICS	**S** - 21° **M** - 32° **L** - 58° **W** - 30°x60° **X** - 60°x30°	**S** - 21° **M** - 32° **L** - 58° **W** - 30°x60° **X** - 60°x30°
LED COLOUR	RGBW	RGBW
LUMEN OUTPUT AT SOURCE	536 lm, R: 83 lm G: 150 lm B: 60 lm W: 243 lm (4000K)	536 lm, R: 83 lm G: 150 lm B: 60 lm W: 243 lm (4000K)
DELIVERED LUMEN OUTPUT	379 lm, R: 59 lm G: 105 lm B: 42 lm W: 173 lm (4000K, 32°)	379 lm, R: 59 lm G: 105 lm B: 42 lm W: 173 lm (4000K, 32°)
NO. AND TYPE OF LED	2 RGBW LED groups	2 RGBW LED groups
MATERIAL	body in die-cast aluminium screen in serigraphed, tempered extra-clear glass	body in die-cast aluminium screen in serigraphed, tempered extra-clear glass
POWER SUPPLY UNIT	not included, see p. 424	not included, see p. 424
POWER CABLES	includes 1.5 m FEP+RUB cable (equivalent to H05RN-F) 6x0.50/0.50 Ø6.3 mm	includes 1.5 m FEP+RUB cable (equivalent to H05RN-F) 6x0.50/0.50 Ø6.3 mm
MOUNTING	surface mounted (ceiling, wall, ground, spike)	surface mounted (ceiling, wall, ground)
ACCESSORIES	see p. 424	see p. 424

SIRI 2

SIRI 2.0

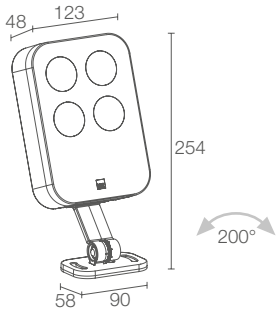

SIRI 2.1

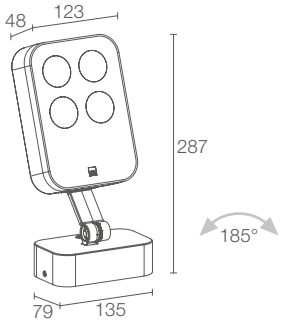

	SIRI 2.0	SIRI 2.1
	CE LED TECH kg 1.60 IP66 IK06 A A+ A++ IPS PID	CE LED TECH kg 1.95 IP66 IK06 A A+ A++ IPS PID
POWER / POWER SUPPLY	16W 230Vac	16W 230Vac
CODE	**SR2010 E** White **SR2010 F** Grey **SR2010 H** Anthracite **SR2010 T** Cor-ten	**SR2110 E** White **SR2110 F** Grey **SR2110 H** Anthracite **SR2110 T** Cor-ten
LED COLOUR	**F** - 2700K **5** - 3000K **9** - 4000K **0** - 5000K	**F** - 2700K **5** - 3000K **9** - 4000K **0** - 5000K
OPTICS	**V** - 6° **S** - 12° **M** - 30° **L** - 40° **W** - 10°x45°	**V** - 6° **S** - 12° **M** - 30° **L** - 40° **W** - 10°x45°
LUMEN OUTPUT AT SOURCE	1311 lm (3000K)	1311 lm (3000K)
DELIVERED LUMEN OUTPUT	925 lm (3000K, 30°)	925 lm (3000K, 30°)
NO. AND TYPE OF LED	4 power LEDs	4 power LEDs
MATERIAL	body in die-cast aluminium screen in serigraphed, tempered extra-clear glass	body in die-cast aluminium screen in serigraphed, tempered extra-clear glass
POWER SUPPLY UNIT	built in	built in
POWER CABLES	includes 1.5 m neoprene cable H05RN-F 3x1.0 Ø7 mm	includes 1.5 m neoprene cable H05RN-F 3x1.0 Ø7 mm
MOUNTING	surface mounted (ceiling, wall, ground, spike)	surface mounted (ceiling, wall, ground)
ACCESSORIES	see p. 424	see p. 424

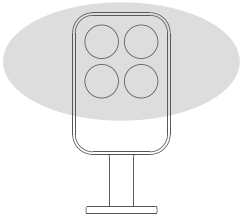

30°x60° optics

SIRI 2.2

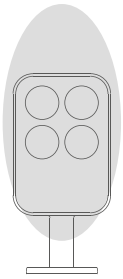

60°x30° optics

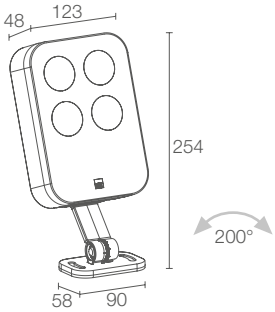

SIRI 2.3

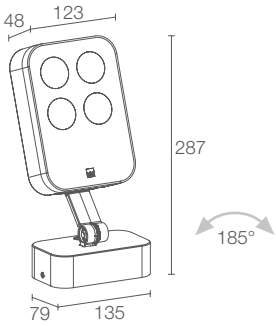

kg 1.57 IP66 IK06
A A+ A++ IPS

POWER / POWER SUPPLY	20W 24Vdc
CODE	**SR2200 7 E** White **SR2200 7 F** Grey **SR2200 7 H** Anthracite **SR2200 7 T** Cor-ten
OPTICS	**S** - 21° **M** - 32° **L** - 58° **W** - 30°x60° **X** - 60°x30°
LED COLOUR	RGBW
LUMEN OUTPUT AT SOURCE	1059 lm, R: 165 lm G: 293 lm B: 118 lm W: 483 lm (4000K)
DELIVERED LUMEN OUTPUT	756 lm, R: 118 lm G: 209 lm B: 84 lm W: 345 lm (4000K, 32°)
NO. AND TYPE OF LED	4 RGBW LED groups
MATERIAL	body in die-cast aluminium screen in serigraphed, tempered extra-clear glass
POWER SUPPLY UNIT	not included, see p. 424
POWER CABLES	includes 1.5 m FEP+RUB cable (equivalent to H05RN-F) 6x0.50/0.50 Ø6.3 mm
MOUNTING	surface mounted (ceiling, wall, ground, spike)
ACCESSORIES	see p. 424

kg 1.91 IP66 IK06
A A+ A++ IPS

	20W 24Vdc
	SR2300 7 E White **SR2300 7 F** Grey **SR2300 7 H** Anthracite **SR2300 7 T** Cor-ten
	S - 21° **M** - 32° **L** - 58° **W** - 30°x60° **X** - 60°x30°
	RGBW
	1059 lm, R: 165 lm G: 293 lm B: 118 lm W: 483 lm (4000K)
	756 lm, R: 118 lm G: 209 lm B: 84 lm W: 345 lm (4000K, 32°)
	4 RGBW LED groups
	body in die-cast aluminium screen in serigraphed, tempered extra-clear glass
	not included, see p. 424
	includes 1.5 m FEP+RUB cable (equivalent to H05RN-F) 6x0.50/0.50 Ø6.3 mm
	surface mounted (ceiling, wall, ground)
	see p. 424

SIRI 3

SIRI 3.0

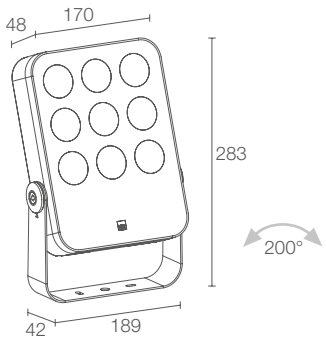

kg 2.10 IP66 IK06

A A+ A++ IPS PID NTC

POWER / POWER SUPPLY CODE	23W 230Vac **SR3010 E** White **SR3010 F** Grey **SR3010 H** Anthracite **SR3010 T** Cor-ten 23W 230Vac 1-10V **SR3010 ER** White **SR3010 FR** Grey **SR3010 HR** Anthracite **SR3010 TR** Cor-ten
LED COLOUR	**F** - 2700K **5** - 3000K **9** - 4000K **0** - 5000K
OPTICS	**V** - 6° **S** - 12° **M** - 30° **L** - 40° **W** - 10°x45°
LUMEN OUTPUT AT SOURCE	2214 lm (3000K)
DELIVERED LUMEN OUTPUT	1491 lm (3000K, 30°)
NO. AND TYPE OF LED	9 power LEDs
MATERIAL	body in die-cast aluminium screen in serigraphed, tempered extra-clear glass
POWER SUPPLY UNIT	built in
POWER CABLES	includes 1.5 m neoprene cable H05RN-F 3x1.0 Ø7 mm
MOUNTING	surface mounted (ceiling, wall, ground, spike)
ACCESSORIES	see p. 424

SIRI 3.1

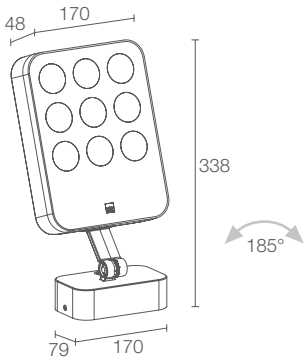

kg 2.45 IP66 IK06

A A+ A++ IPS PID NTC

	23W 230Vac **SR3110 E** White **SR3110 F** Grey **SR3110 H** Anthracite **SR3110 T** Cor-ten 23W 230Vac 1-10V **SR3110 ER** White **SR3110 FR** Grey **SR3110 HR** Anthracite **SR3110 TR** Cor-ten
	F - 2700K **5** - 3000K **9** - 4000K **0** - 5000K
	V - 6° **S** - 12° **M** - 30° **L** - 40° **W** - 10°x45°
	2214 lm (3000K)
	1491 lm (3000K, 30°)
	9 power LEDs
	body in die-cast aluminium screen in serigraphed, tempered extra-clear glass
	built in
	includes 1.5 m neoprene cable H05RN-F 3x1.0 Ø7 mm
	surface mounted (ceiling, wall, ground)
	see p. 424

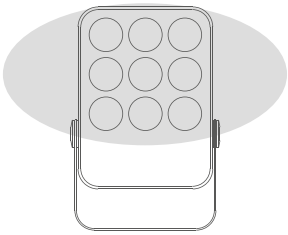

30°x60° optics

SIRI 3.2

SIRI 3.3

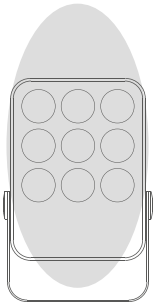

60°x30° optics

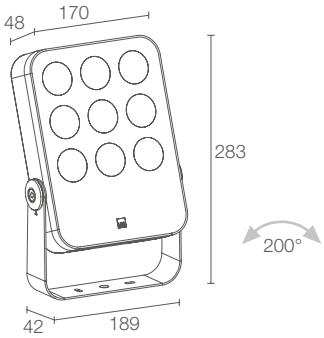

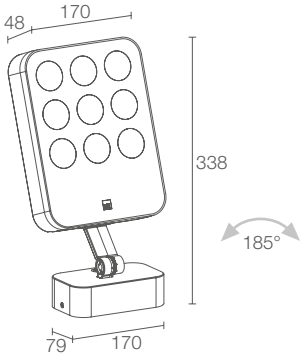

kg 2.06 IP66 IK06
A A+ A++ IPS

kg 2.40 IP66 IK06
A A+ A++ IPS

POWER / POWER SUPPLY	33W 24Vdc	33W 24Vdc
CODE	**SR3200 7 E** White **SR3200 7 F** Grey **SR3200 7 H** Anthracite **SR3200 7 T** Cor-ten	**SR3300 7 E** White **SR3300 7 F** Grey **SR3300 7 H** Anthracite **SR3300 7 T** Cor-ten
OPTICS	**S** - 21° **M** - 32° **L** - 58° **W** - 30°x60° **X** - 60°x30°	**S** - 21° **M** - 32° **L** - 58° **W** - 30°x60° **X** - 60°x30°
LED COLOUR	RGBW	RGBW
LUMEN OUTPUT AT SOURCE	2148 lm, R: 336 lm G: 594 lm B: 238 lm W: 980 lm (4000K)	2148 lm, R: 336 lm G: 594 lm B: 238 lm W: 980 lm (4000K)
DELIVERED LUMEN OUTPUT	1532 lm, R: 240 lm G: 423 lm B: 170 lm W: 699 lm (4000K, 32°)	1532 lm, R: 240 lm G: 423 lm B: 170 lm W: 699 lm (4000K, 32°)
NO. AND TYPE OF LED	9 RGBW LED groups	9 RGBW LED groups
MATERIAL	body in die-cast aluminium screen in serigraphed, tempered extra-clear glass	body in die-cast aluminium screen in serigraphed, tempered extra-clear glass
POWER SUPPLY UNIT	not included, see p. 424	not included, see p. 424
POWER CABLES	includes 1.5 m FEP+RUB cable (equivalent to H05RN-F) 6x0.50/0.50 Ø6.3 mm	includes 1.5 m FEP+RUB cable (equivalent to H05RN-F) 6x0.50/0.50 Ø6.3 mm
MOUNTING	surface mounted (ceiling, wall, ground, spike)	surface mounted (ceiling, wall, ground)
ACCESSORIES	see p. 424	none

SIRI

ACCESSORIES AND POWER SUPPLY UNITS

	SIRI 1.0	SIRI 1.1	SIRI 1.2	SIRI 1.3	SIRI 2.0	SIRI 2.1	SIRI 2.2	SIRI 2.3	SIRI 3.0	SIRI 3.1	SIRI 3.2
ANTI-GLARE											
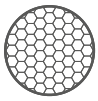 Honeycomb louvre order together with the lighting fixture the honeycomb louvre can be provided on all fixed optics, except for the 6° optics	**WH5010**	**WH5010**			**WH5020**	**WH5020**			**WH5030**	**WH5030**	
Anti-glare hood the anti-glare hood is available on request in the same finish as the lighting device	**WB5010H** Anthracite	**WB5010H** Anthracite	**WB5010H** Anthracite	**WB5010H** Anthracite	**WB5020H** Anthracite	**WB5020H** Anthracite	**WB5020H** Anthracite	**WB5020H** Anthracite	**WB5030H** Anthracite		**WB5030H** Anthracite
ACCESSORIES FOR INSTALLATION											
Spike for in-ground installation	**WP0300**		**WP0300**		**WP0300**		**WP0300**		**WP0300**		**WP0300**

POWER CABLES Siri 1.0 / 1.1 / 2.0 / 2.1 / 3.0 / 3.1

Neoprene cables
H05RN-F 3x1.0 Ø7 mm
IPS

WF9005 - 5 m
WF9010 - 10 m
WF9015 - 15 m
WF9020 - 20 m

order together with the lighting fixture

POWER SUPPLY UNITS Siri 1.2 / 1.3 / 2.2 / 2.3 / 3.2 / 3.3

Max no. fixtures	PSU	IP	Page
1...n	24Vdc	20	671
1...n	24Vdc	67	671
-	RGBW controller	-	679-684

SIRI 2.0 >
3000K, 16W, 6°, anthracite
STRA 1.0
3000K, 37W, wall washer

Courtesy of / Municipality of Cittadella, Padua, Italy

DOMUS DEI ET PORTA COELI

SIRI

PHOTOMETRIC DATA

SIRI 1.0 1.1

V - 6°

H (m)	Ø (m)	Lux max (3000K)
1,00	0,10	22596
2,00	0,20	5849
3,00	0,31	2511
4,00	0,41	1412
5,00	0,51	904

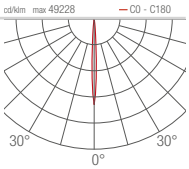

S - 12°

H (m)	Ø (m)	Lux max (3000K)
1,00	0,18	8092
2,00	0,36	2023
3,00	0,54	899
4,00	0,72	506
5,00	0,90	324

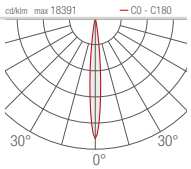

M - 30°

H (m)	Ø (m)	Lux max (3000K)
1,00	0,57	1451
2,00	1,14	383
3,00	1,71	161
4,00	2,28	91
5,00	2,85	58

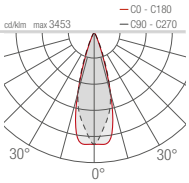

L - 40°

H (m)	Ø (m)	Lux max (3000K)
1,00	0,70	748
2,00	1,40	187
3,00	2,11	83
4,00	2,81	47
5,00	3,51	30

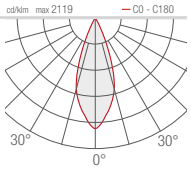

W - 10°x45°

H (m)	Ø (m)	Ø (m)	Lux max (3000K)
1,00	0,15	0,84	2072
2,00	0,30	1,68	518
3,00	0,45	2,53	230
4,00	0,60	3,37	129
5,00	0,75	4,21	83

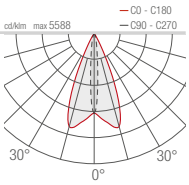

SIRI 1.2 1.3

S - 21°

H (m)	Ø (m)	Lux max (4000K)
1,00	0,36	2103
2,00	0,73	526
3,00	1,09	234
4,00	1,45	131
5,00	1,82	84

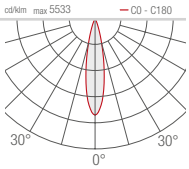

M - 32°

H (m)	Ø (m)	Lux max (4000K)
1,00	0,57	983
2,00	1,13	246
3,00	1,70	109
4,00	2,27	61
5,00	2,83	39

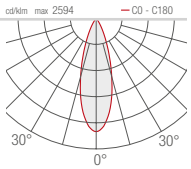

L - 58°

H (m)	Ø (m)	Lux max (4000K)
1,00	1,11	346
2,00	2,21	87
3,00	3,32	38
4,00	4,42	22
5,00	5,53	14

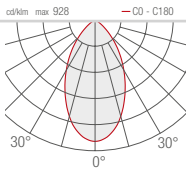

W - 30°x60°

H (m)	Ø (m)	Ø (m)	Lux max (4000K)
1,00	0,53	1,14	450
2,00	1,06	2,28	113
3,00	1,60	3,42	50
4,00	2,13	4,55	28
5,00	2,66	5,69	18

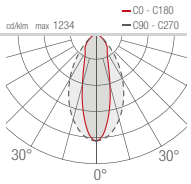

X - 60°x30°

H (m)	Ø (m)	Ø (m)	Lux max (4000K)
1,00	1,14	0,53	450
2,00	2,28	1,06	113
3,00	3,42	1,60	50
4,00	4,55	2,13	28
5,00	5,69	2,66	18

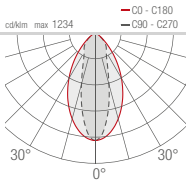

SIRI 2.0 2.1

V - 6°

H (m)	Ø (m)	Lux max (3000K)
1,00	0,10	50065
2,00	0,20	12516
3,00	0,31	5563
4,00	0,41	3129
5,00	0,51	2003

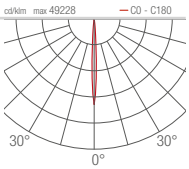

S - 12°

H (m)	Ø (m)	Lux max (3000K)
1,00	0,18	17545
2,00	0,36	4386
3,00	0,54	1949
4,00	0,72	1097
5,00	0,90	702

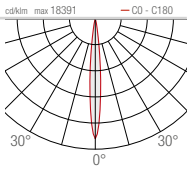

M - 30°

H (m)	Ø (m)	Lux max (3000K)
1,00	0,57	3181
2,00	1,14	795
3,00	1,71	353
4,00	2,28	199
5,00	2,85	127

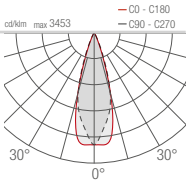

L - 40°

H (m)	Ø (m)	Lux max (3000K)
1,00	0,70	1598
2,00	1,40	400
3,00	2,11	178
4,00	2,81	100
5,00	3,51	64

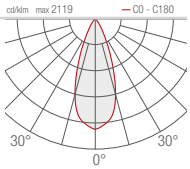

W - 10°x45°

H (m)	Ø (m)	Ø (m)	Lux max (3000K)
1,00	0,15	0,84	4509
2,00	0,30	1,68	1127
3,00	0,45	2,53	501
4,00	0,60	3,37	282
5,00	0,75	4,21	180

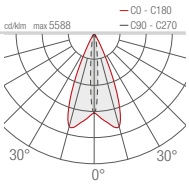

SIRI 2.2 2.3

S - 21°

H (m)	Ø (m)	Lux max (4000K)
1,00	0,36	4189
2,00	0,73	1047
3,00	1,09	465
4,00	1,45	262
5,00	1,82	168

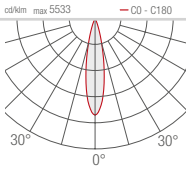

M - 32°

H (m)	Ø (m)	Lux max (4000K)
1,00	0,57	1962
2,00	1,13	490
3,00	1,70	218
4,00	2,27	123
5,00	2,83	78

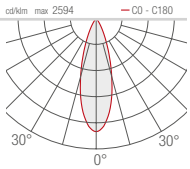

L - 58°

H (m)	Ø (m)	Lux max (4000K)
1,00	1,11	691
2,00	2,21	173
3,00	3,32	77
4,00	4,42	43
5,00	5,53	28

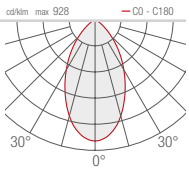

W - 30°x60°

H (m)	Ø (m)	Ø (m)	Lux max (4000K)
1,00	0,53	1,14	897
2,00	1,06	2,28	224
3,00	1,60	3,42	100
4,00	2,13	4,55	56
5,00	2,66	5,69	36

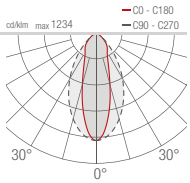

X - 60°x30°

H (m)	Ø (m)	Ø (m)	Lux max (4000K)
1,00	1,14	0,53	897
2,00	2,28	1,06	222
3,00	3,42	1,60	100
4,00	4,55	2,13	56
5,00	5,69	2,66	36

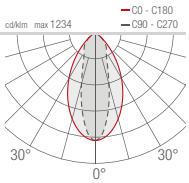

SIRI

PHOTOMETRIC DATA

SIRI 3.0 3.1

V - 6°

H (m)	Ø (m)	Lux max (3000K)
1,00	0,10	79799
2,00	0,20	19950
3,00	0,31	8867
4,00	0,41	4987
5,00	0,51	3192

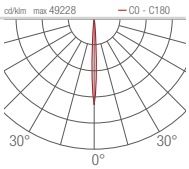

S - 12°

H (m)	Ø (m)	Lux max (3000K)
1,00	0,18	28489
2,00	0,36	7117
3,00	0,54	3163
4,00	0,72	1779
5,00	0,90	1139

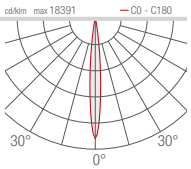

M - 30°

H (m)	Ø (m)	Lux max (3000K)
1,00	0,57	5127
2,00	1,14	1282
3,00	1,71	570
4,00	2,28	320
5,00	2,85	205

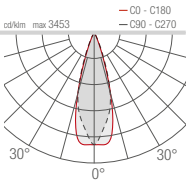

L - 40°

H (m)	Ø (m)	Lux max (3000K)
1,00	0,70	2645
2,00	1,40	661
3,00	2,11	294
4,00	2,81	165
5,00	3,51	106

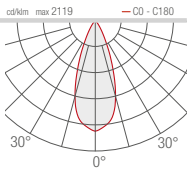

W - 10°x45°

H (m)	Ø (m)	Ø (m)	Lux max (3000K)
1,00	0,15	0,84	7328
2,00	0,30	1,68	1832
3,00	0,45	2,53	814
4,00	0,60	3,37	458
5,00	0,75	4,21	293

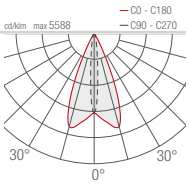

SIRI 3.2 3.3

S - 21°

H (m)	Ø (m)	Lux max (4000K)
1,00	0,36	8500
2,00	0,73	2125
3,00	1,09	844
4,00	1,45	531
5,00	1,82	340

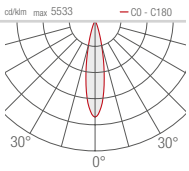

M - 32°

H (m)	Ø (m)	Lux max (4000K)
1,00	0,57	3975
2,00	1,13	994
3,00	1,70	442
4,00	2,27	248
5,00	2,83	159

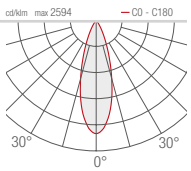

L - 58°

H (m)	Ø (m)	Lux max (4000K)
1,00	1,11	1400
2,00	2,21	350
3,00	3,32	156
4,00	4,42	88
5,00	5,53	56

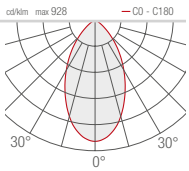

W - 30°x60°

H (m)	Ø (m)	Ø (m)	Lux max (4000K)
1,00	0,53	1,14	1820
2,00	1,06	2,28	455
3,00	1,60	3,42	202
4,00	2,13	4,55	114
5,00	2,66	5,69	73

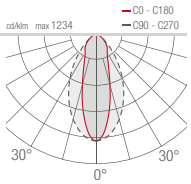

X - 60°x30°

H (m)	Ø (m)	Ø (m)	Lux max (4000K)
1,00	1,14	0,53	1820
2,00	2,28	1,06	455
3,00	3,42	1,60	202
4,00	4,55	2,13	114
5,00	5,69	2,66	73

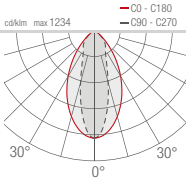

SIRI 2.2 >

RGBW, 20W, 21°, white

L&L stand, Light+Building 2016
Frankfurt am Main, Germany

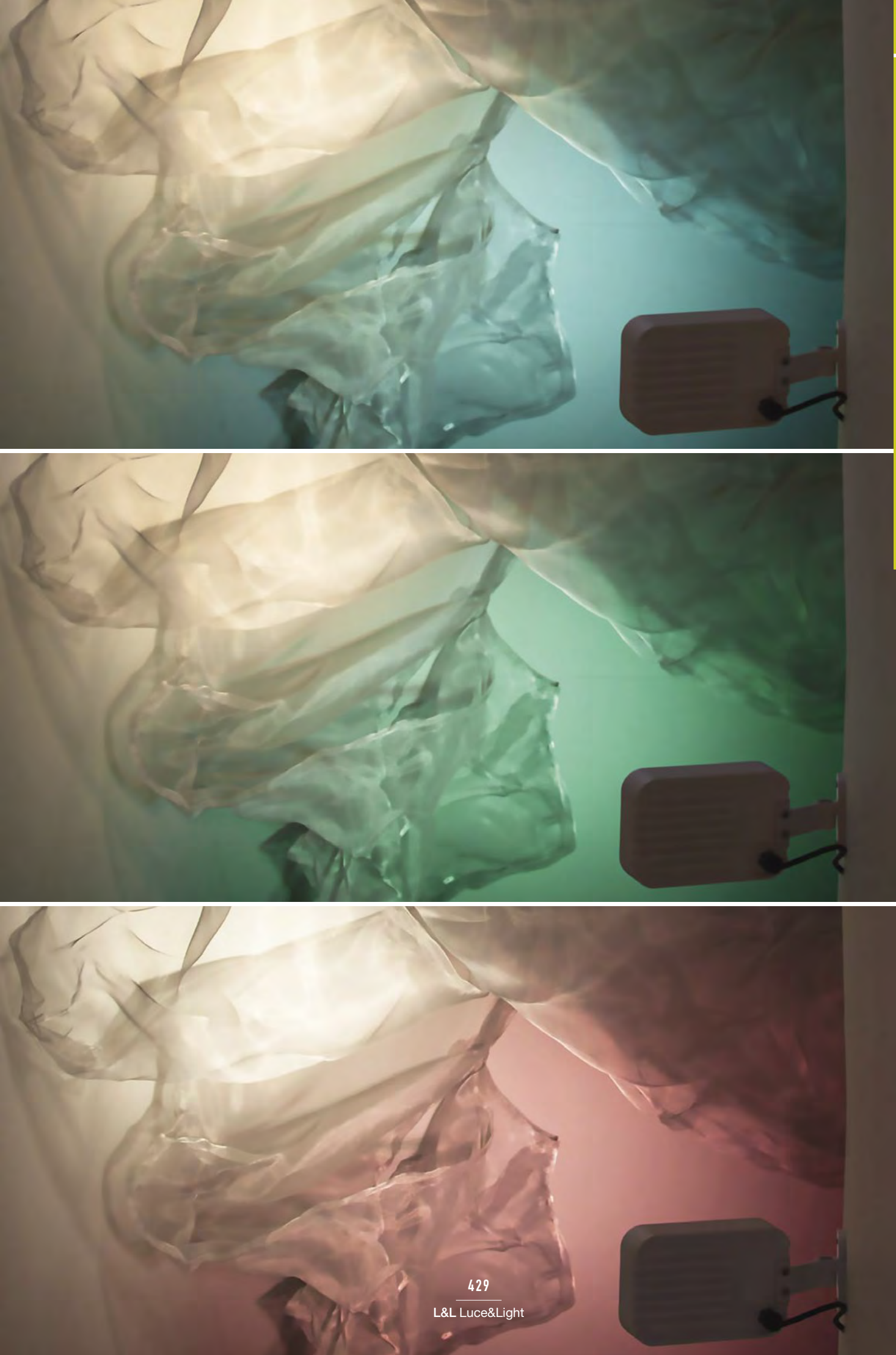

SPOT

OUTDOOR PROJECTORS

SPOT 1.0
max 2W
max 500mA

SPOT 1.6
2W 24Vdc

SPOT 2.1
max 6W
max 500mA

SPOT 2.7
6W 24Vdc

SPOT 3.1
max 12W/18W
max 500mA

SPOT 3.2
12W/18W 24Vdc

SPOT 4.0
max 6W
max 500mA

SPOT 4.1
6W 24Vdc

< **SPOT 4.1**
3000K, 6W, 10°, customized version with cor-ten finish

Photo by / Tommy ilai
Teatro Olimpico, Vicenza, Italy

SPOT 1

< **SPOT 1.0**
3000K, 2W, 10°

Project by / arch. Fernanda Cantone
Light planning by / Light Style
Photo by / Simone Aprile
Castello Tafuri Charming Suites
Portopalo di Capo Passero, Syracuse, Italy

SPOT 1.0

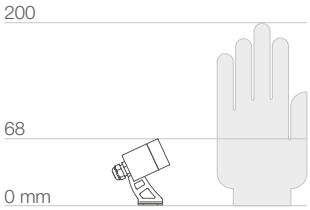

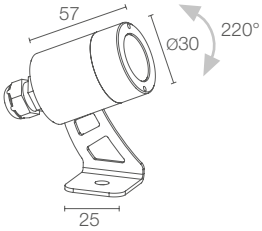

SPOT 1.6

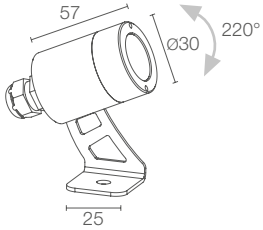

	kg 0.40 IP68 IK10 A A+ A++ IPS	kg 0.40 IP68 IK10 A A+ A++ IPS
POWER / POWER SUPPLY **CODE**	max 2W max 500mA **CF1012** ■ ■ **A I**	2W 24Vdc **CF1600** ■ ■ **I**
■ **LED COLOUR**	**F** - 2700K **5** - 3000K **9** - 4000K **0** - 5000K **1** - blue	**F** - 2700K **5** - 3000K **9** - 4000K **0** - 5000K **1** - blue
■ **OPTICS**	**S** - 10° **V** - 19° sharp **M** - 20° **L** - 40° **T** - 54° sharp	**S** - 10° **V** - 19° sharp **M** - 20° **L** - 40° **T** - 54° sharp
LUMEN OUTPUT AT SOURCE	145 lm (3000K, 500mA)	145 lm (3000K)
DELIVERED LUMEN OUTPUT	88 lm (3000K, 500mA, 20°)	88 lm (3000K, 20°)
NO. AND TYPE OF LED	1 power LED	1 power LED
MATERIAL	body and trim in AISI 316L stainless steel screen in transparent, tempered glass	body and trim in AISI 316L stainless steel screen in transparent, tempered glass
POWER SUPPLY UNIT	not included, see p. 441 e 668	not included, see p. 441
POWER CABLES	includes 1.5 m neoprene cable H05RN-F 2x0.35/0.75 Ø6.3 mm	includes 1.5 m neoprene cable H05RN-F 2x0.35/0.75 Ø6.3 mm
WIRING	series	parallel
MOUNTING	surface mounted (ceiling, wall, ground, spike)	surface mounted (ceiling, wall, ground, spike)
ACCESSORIES	see p. 440	see p. 440
NOTES	not suitable for use in swimming pools or fountains Spot 1.0 316L underwater version p. 458 version with elliptical optics available on request	not suitable for use in swimming pools or fountains Spot 1.6 316L underwater version p. 458 version with elliptical optics available on request

Project by / arch. Francesco Mancini
Photo © Cosmo Laera
Corte Martinelli, Andria, Italy

SPOT 2.1

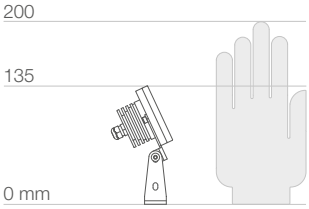

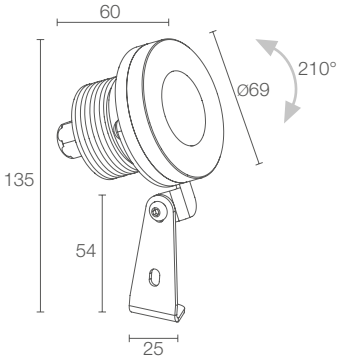

kg 0.51 IP68 IK10
A A+ A++ IPS

SPOT 2.7

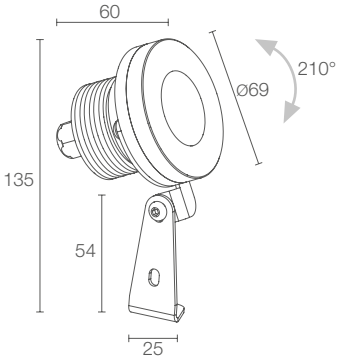

kg 0.51 IP68 IK10
A A+ A++ IPS

	SPOT 2.1	SPOT 2.7
POWER / POWER SUPPLY **CODE**	max 6W max 500mA **CF2132** ■ ■ **A A**	6W 24Vdc **CF2700** ■ ■ **A**
■ **LED COLOUR**	**F** - 2700K **5** - 3000K **9** - 4000K **0** - 5000K **1** - blue **6** - RGB	■ **F** - 2700K **5** - 3000K **9** - 4000K **0** - 5000K **1** - blue
■ **OPTICS**	**S** - 10° **M** - 24° **L** - 38°	■ **S** - 10° **M** - 24° **L** - 38°
LUMEN OUTPUT AT SOURCE	436 lm (3000K, 500mA) RGB: 277 lm, R: 102 lm G: 132 lm B: 43 lm (500mA)	436 lm (3000K)
DELIVERED LUMEN OUTPUT	314 lm (3000K, 500mA, 24°) RGB: 198 lm, R: 73 lm G: 94 lm B: 31 lm (500mA, 24°)	314 lm (3000K, 24°)
NO. AND TYPE OF LED	3 power LEDs	3 power LEDs
MATERIAL	body and trim in anodized aluminium screen in tempered, transparent extra-clear glass	body and trim in anodized aluminium screen in tempered, transparent extra-clear glass
POWER SUPPLY UNIT	not included, see p. 441 and 668	not included, see p. 441
POWER CABLES	includes 1.5 m neoprene cable H05RN-F 2x0.75/0.75 Ø6.3 mm RGB: includes 1.5 m FEP+RUB cable (equivalent to H05RN-F) 6x0.50/0.50 Ø6.3 mm	includes 1.5 m neoprene cable H05RN-F 2x0.75/0.75 Ø6.3 mm
WIRING	series	parallel
MOUNTING	surface mounted (wall, ground, spike)	surface mounted (wall, ground, spike)
ACCESSORIES	see p. 440	see p. 440
NOTES	not suitable for use in swimming pools or fountains Spot 2.0 316L underwater version p. 459 version with elliptical optics available on request	not suitable for use in swimming pools or fountains Spot 2.6 316L underwater version p. 459 version with elliptical optics available on request

SPOT 2

SPOT 3

< **SPOT 3.2**
3000K, 18W, 20°

Palazzo Chiericati, Vicenza, Italy

SPOT 3.1

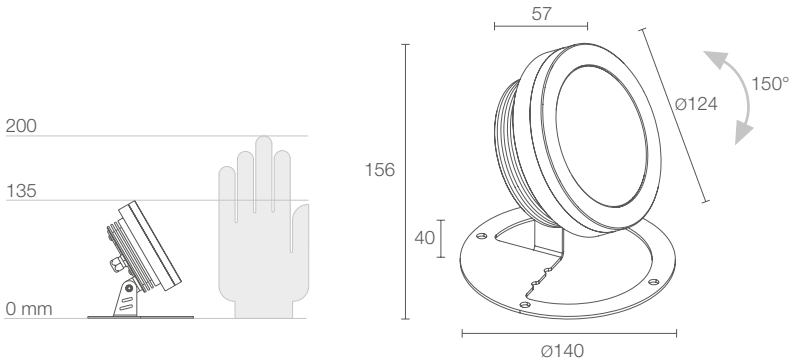

kg 1.33 IP68 IK09

A A+ A++ IPS PID

SPOT 3.2

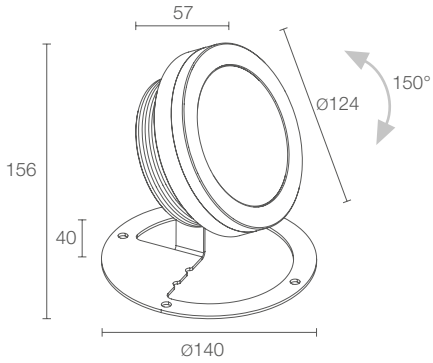

kg 1.33 IP68 IK09

A A+ A++ IPS PID

	SPOT 3.1	SPOT 3.2
POWER / POWER SUPPLY CODE	max 12W max 500mA blue/white light **CF3162 A A** max 18W max 500mA blue/white light **CF3192 A A** max 18W max 500mA RGB light **CF3192 6 A A**	12W 24Vdc **CF3262 A A** 18W 24Vdc **CF3292 A A**
LED COLOUR	**F** - 2700K **5** - 3000K **9** - 4000K **0** - 5000K **1** - blue	**F** - 2700K **5** - 3000K **9** - 4000K **0** - 5000K **1** - blue
OPTICS	**S** - 10° **M** - 20° **L** - 40°	**S** - 10° **M** - 20° **L** - 40°
LUMEN OUTPUT AT SOURCE	872 lm (3000K, 500mA, 12W) 1308 lm (3000K, 500mA, 18W) RGB: 791 lm, R: 291 lm G: 375 lm B: 125 lm (500mA)	872 lm (3000K, 12W) 1308 lm (3000K, 18W)
DELIVERED LUMEN OUTPUT	596 lm (3000K, 500mA, 12W, 20°) 893 lm (3000K, 500mA, 18W, 20°) RGB: 565 lm, R: 208 lm G: 268 lm B: 89 lm (500mA, 20°)	596 lm (3000K, 12W, 20°) 893 lm (3000K, 18W, 20°)
NO. AND TYPE OF LED	6, 9 power LEDs RGB: 9 power LEDs	6, 9 power LEDs
MATERIAL	body and trim in anodized aluminium screen in tempered, transparent extra-clear glass	body and trim in anodized aluminium screen in tempered, transparent extra-clear glass
POWER SUPPLY UNIT	not included, see p. 441 e 668	not included, see p. 441
POWER CABLES	includes 1.5 m neoprene cable H05RN-F 2x0.75/0.75 Ø6.3 mm RGB: includes 1.5 m FEP+RUB cable (equivalent to H05RN-F) 6x0.50/0.50 Ø6.3 mm	includes 1.5 m neoprene cable H05RN-F 2x0.75/0.75 Ø6.3 mm
WIRING	series	parallel
MOUNTING	surface mounted (ceiling, wall, ground)	surface mounted (ceiling, wall, ground)
ACCESSORIES	see p. 440	see p. 440
NOTES	not suitable for use in swimming pools or fountains version Spot 3.0 316L for underwater applications p. 460 version with elliptical optics available on request	not suitable for use in swimming pools or fountains version Spot 3.0 316L for underwater applications p. 460 version with elliptical optics available on request

SPOT 4.0

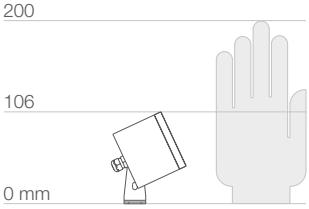

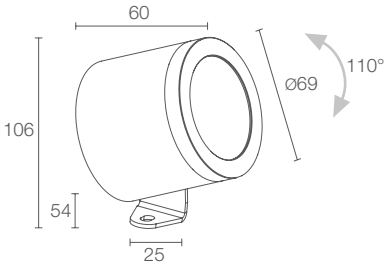

kg 0.60 IP65 IK08

A A+ A++ IPS

POWER / POWER SUPPLY **CODE**	max 6W max 500mA **CF4032 A A**
LED COLOUR	**F** - 2700K **5** - 3000K **9** - 4000K **0** - 5000K **1** - blue **6** - RGB
OPTICS	**S** - 10° **M** - 20° **L** - 40°
LUMEN OUTPUT AT SOURCE	436 lm (3000K, 500mA) RGB: 255 lm, R: 94 lm G: 120 lm B: 41 lm (500mA)
DELIVERED LUMEN OUTPUT	286 lm (3000K, 500mA, 20°) RGB: 182 lm, R: 67 lm G: 86 lm B: 29 lm (500mA, 20°)
NO. AND TYPE OF LED	3 power LEDs
MATERIAL	body and trim in anodized aluminium screen in transparent extra-clear glass
POWER SUPPLY UNIT	not included, see p. 441 and 668
POWER CABLES	includes 1.5 m neoprene cable H05RN-F 2x0.75/0.75 Ø6.3 mm RGB: includes 1.5 m FEP+RUB cable (equivalent to H05RN-F) 6x0.50/0.50 Ø6.3 mm
WIRING	series
MOUNTING	surface mounted (ceiling, wall, ground, spike)
ACCESSORIES	see p. 440

SPOT 4.1

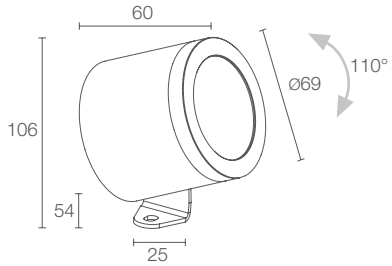

kg 0.60 IP65 IK08

A A+ A++ IPS

	6W 24Vdc **CF4100 A A**
	F - 2700K **5** - 3000K **9** - 4000K **0** - 5000K **1** - blue
	S - 10° **M** - 20° **L** - 40°
	436 lm (3000K)
	286 lm (3000K, 20°)
	3 power LEDs
	body and trim in anodized aluminium screen in transparent extra-clear glass
	not included, see p. 441
	includes 1.5 m neoprene cable H05RN-F 2x0.75/0.75 Ø6.3 mm
	parallel
	surface mounted (ceiling, wall, ground, spike)
	see p. 440

SPOT 4.0 >
3000K, 6W, 40°

Project by / Simmetrico
EXPO 2015, Azerbaijan pavilion, Milan, Italy

SPOT 4

SPOT

ACCESSORIES AND POWER SUPPLY UNITS

	SPOT 1.0	SPOT 1.6	SPOT 2.1	SPOT 2.7	SPOT 3.1	SPOT 3.2	SPOT 4.0	SPOT 4.1
ANTI-GLARE								
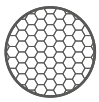 Honeycomb louvre order together with the lighting fixture the honeycomb louvre can be provided – on all optics, except for the 19° sharp and 54° sharp optics – on the versions with white LED colour	**WH0101**	**WH0101**	**WH0201**	**WH0201**	**WH0503**	**WH0503**	**WH0202**	**WH0202**
Standard snoot	**WB0320I** Stainless steel	**WB0320I** Stainless steel	**WB0330A** Aluminium	**WB0330A** Aluminium	**WB0340A** Aluminium	**WB0340A** Aluminium	**WB0330A** Aluminium	**WB0330A** Aluminium
Asymmetrical snoot	**WB0321I** Stainless steel	**WB0321I** Stainless steel	**WB0331A** Aluminium	**WB0331A** Aluminium	**WB0341A** Aluminium	**WB0341A** Aluminium	**WB0331A** Aluminium	**WB0331A** Aluminium
ACCESSORIES FOR INSTALLATION								
Spike for in-ground installation	**WP0100**	**WP0100**	**WP0100**	**WP0100**			**WP0100**	**WP0100**
Fastener strap	**WP1004**	**WP1004**	**WP1004**	**WP1004**			**WP1004**	**WP1004**

POWER CABLES

Neoprene cables
H05RN-F 2x0.35/0.75 Ø6.3 mm
IPS

WF5005 - 5 m
WF5010 - 10 m
WF5015 - 15 m
WF5020 - 20 m
(Spot 1.0)

WF8405 - 5 m
WF8410 - 10 m
WF8415 - 15 m
WF8420 - 20 m
(Spot 1.6 / 2.7)

order together with the lighting fixture

Neoprene cables
H05RN-F 2x0.75/0.75 Ø6.3 mm
IPS

WF6005 - 5 m
WF6010 - 10 m
WF6015 - 15 m
WF6020 - 20 m
(Spot 2.1 / 3.1 / 4.0)
white LED colour

WF6105 - 5 m
WF6110 - 10 m
WF6115 - 15 m
WF6120 - 20 m
(Spot 3.2)

FEP+RUB cables
(equivalent to H05RN-F)
6x0.50/0.50 Ø6.3 mm
IPS

WF7305 - 5 m
WF7310 - 10 m
WF7315 - 15 m
WF7320 - 20 m
(Spot 2.1 / 3.1 / 4.0)
RGB

Neoprene cables
H05RN-F 2x0.75/0.75 Ø6.3 mm
IPS

WF8605 - 5 m
WF8610 - 10 m
WF8615 - 15 m
WF8620 - 20 m
(Spot 4.1)

POWER SUPPLY UNITS Spot 1.0

350mA

Max no. fixtures	PSU	IP	Page
1/3	A13350VL	20	669
1/15	ACUNI020T1	20	668 669
3/9	A19350QL	20	669
5/12	A312350QL	20	669
1/12 dimmer	ADUNITC	20	672 673 674
2/6	A16350IP67	67	669
5/12	A312350IP67	67	669

500mA

Max no. fixtures	PSU	IP	Page
1/3	A13500TC	20	669
1/10	ACUNI020T1	20	668 669
2/5	A15500QL	20	669
5/10	A310500QL	20	669
1/12 dimmer	ADUNITC	20	672 673 674
1/4	A14500IP67	67	669
5/10	A310500IP67	67	669

POWER SUPPLY UNITS Spot 2.1

350mA

Max no. fixtures	PSU	IP	Page
1	A13350VL	20	669
1/3	A19350QL	20	669
1/5	ACUNI020T1	20	668 669
2/4	A312350QL	20	669
1/4 dimmer	ADUNITC	20	672 673 674
1/2	A16350IP67	67	669
2/4	A312350IP67	67	669
-	RGB controller	-	679-684

500mA

Max no. fixtures	PSU	IP	Page
1	A13500TC	20	669
2/3	A310500QL	20	669
1/4 dimmer	ADUNITC	20	672 673 674
1	A14500IP67	67	669
1/3	ACUNI020T1	20	668 669
2/3	A310500IP67	67	669
-	RGB controller	-	679-684

POWER SUPPLY UNITS Spot 3.1

350mA 6 LEDs

Max no. fixtures	PSU	IP	Page
1/2	A312350QL	20	669
1/2	ACUNI020T1	20	668 669
1/2 dimmer	ADUNITC	20	672 673 674
1	A16350IP67	67	669
1/2	A312350IP67	67	669

350mA 9 LEDs

Max no. fixtures	PSU	IP	Page
1	ACUNI020T1	20	668 669
1	A19350QL	20	669
1 dimmer	ADUNITC	20	672 673 674
1	A312350IP67	67	669
-	RGB controller	-	679-684

500mA 6 LEDs

Max no. fixtures	PSU	IP	Page
1	ACUNI020T1	20	668 669
1	A310500QL	20	669
1/2 dimmer	ADUNITC	20	672 673 674
1	A310500IP67	67	669

500mA 9 LEDs

Max no. fixtures	PSU	IP	Page
1	ACUNI020T1	20	668 669
1	A310500QL	20	669
1 dimmer	ADUNITC	20	672 673 674
1	A310500IP67	67	669
-	RGB controller	-	679-684

POWER SUPPLY UNITS Spot 4.0

350mA

Max no. fixtures	PSU	IP	Page
1	A13350VL	20	669
1/3	A19350QL	20	669
1/5	ACUNI020T1	20	668 669
2/4	A312350QL	20	669
1/4 dimmer	ADUNITC	20	672 673 674
1/2	A16350IP67	67	669
2/4	A312350IP67	67	669
-	RGB controller	-	679-684

500mA

Max no. fixtures	PSU	IP	Page
1	A13500TC	20	669
1/3	ACUNI020T1	20	668 669
2/3	A310500QL	20	669
1/4 dimmer	ADUNITC	20	672 673 674
1	A14500IP67	67	669
2/3	A310500IP67	67	669
-	RGB controller	-	679-684

POWER SUPPLY UNITS Spot 1.6 / 2.7 / 3.2 / 4.1

24Vdc

Max no. fixtures	PSU	IP	Page
1...n	24Vdc	20	671
1...n	24Vdc	67	671

SPOT

PHOTOMETRIC DATA

SPOT 1.0 1.6

S - 10°

H (m)	Ø (m)	Lux max (3000K)
1,00	0,17	2180
2,00	0,33	545
3,00	0,50	242
4,00	0,66	136
5,00	0,83	87

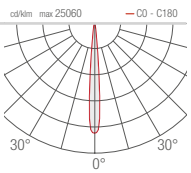

V - 19° sharp

H (m)	Ø (m)	Lux max (3000K)
1,00	0,34	341
2,00	0,68	85
3,00	1,01	38
4,00	1,35	21
5,00	1,69	14

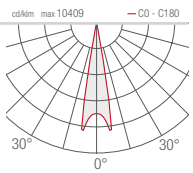

L - 40°

H (m)	Ø (m)	Lux max (3000K)
1,00	0,71	181
2,00	1,42	45
3,00	2,13	20
4,00	2,84	11
5,00	3,55	7

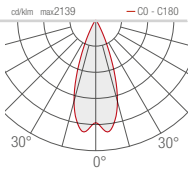

T - 54° sharp

H (m)	Ø (m)	Lux max (3000K)
1,00	1,02	48
2,00	2,05	12
3,00	3,07	5
4,00	4,10	3
5,00	5,12	2

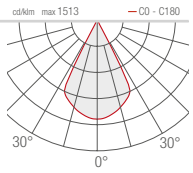

SPOT 2.1 2.7

S - 10°

H (m)	Ø (m)	Lux max (3000K)
1,00	0,18	5329
2,00	0,35	1332
3,00	0,53	592
4,00	0,70	333
5,00	0,88	213

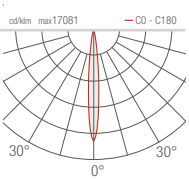

M - 24°

H (m)	Ø (m)	Lux max (3000K)
1,00	0,42	1434
2,00	0,83	359
3,00	1,25	159
4,00	1,67	90
5,00	2,09	57

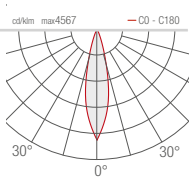

SPOT 3.1 3.2

S - 10°

H (m)	Ø (m)	Lux max (3000K) 12W	18W
1,00	0,21	8432	12698
2,00	0,42	2108	3174
3,00	0,64	937	1411
4,00	0,85	527	794
5,00	1,06	337	508

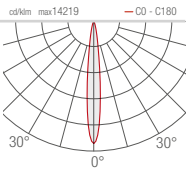

M - 20°

H (m)	Ø (m)	Lux max (3000K) 12W	18W
1,00	0,40	3024	4531
2,00	0,81	756	1133
3,00	1,21	336	503
4,00	1,61	189	283
5,00	2,01	121	181

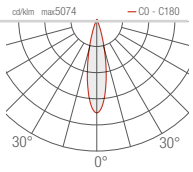

SPOT 4.0 4.1

S - 10°

H (m)	Ø (m)	Lux max (3000K)
1,00	0,15	8359
2,00	0,30	2090
3,00	0,44	929
4,00	0,59	522
5,00	0,74	334

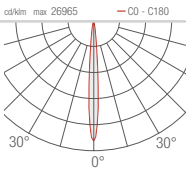

M - 20°

H (m)	Ø (m)	Lux max (3000K)
1,00	0,34	1703
2,00	0,69	426
3,00	1,03	189
4,00	1,38	106
5,00	1,72	68

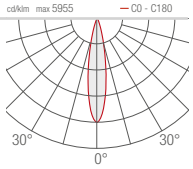

M - 20°

H (m)	Ø (m)	Lux max (3000K)
1,00	0,34	483
2,00	0,69	121
3,00	1,03	54
4,00	1,38	30
5,00	1,72	19

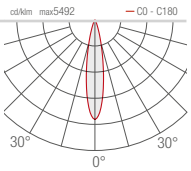

L - 38°

H (m)	Ø (m)	Lux max (3000K)
1,00	0,67	588
2,00	1,35	147
3,00	2,02	65
4,00	2,69	37
5,00	3,37	24

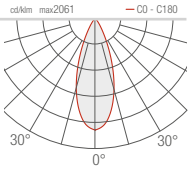

L - 40°

H (m)	Ø (m)	Lux max (3000K)	
		12W	**18W**
1,00	0,50	962	1634
2,00	0,99	523	408
3,00	1,49	232	182
4,00	1,99	131	102
5,00	2,49	84	65

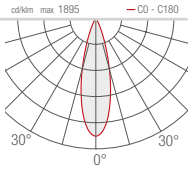

L - 40°

H (m)	Ø (m)	Lux max (3000K)
1,00	0,70	421
2,00	1,41	105
3,00	2,11	47
4,00	2,82	26
5,00	3,52	17

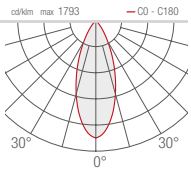



SPOT 1.6 >
3000K, 2W, 20°

Photo by / Germano Borrelli
Vittoriale degli Italiani
Gardone Riviera, Brescia, Italy

STRA P

OUTDOOR PROJECTORS

STRA P 1.0

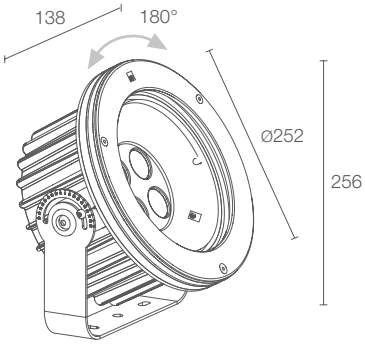

kg 6.00 IP66 IK10

A A+ A++ IPS PID SPD

POWER / POWER SUPPLY CODE	37W 230Vac **PS1010** ■ ■ ■ **H** Anthracite 37W 230Vac 1-10V **PS1010** ■ ■ ■ **H R** Anthracite
■ **CRI**	**0** - 80 CRI **1** - 90 CRI
■ **LED COLOUR**	**F** - 2700K **5** - 3000K **9** - 4000K
■ **OPTICS**	**V** - 11° **S** - 14° **M** - 30° **L** - 37° **W** - 10°x45° **X** - 66°x11° tiltable
LUMEN OUTPUT AT SOURCE	3402 lm (3000K, CRI 80) 3152 lm (3000K, CRI 90)
DELIVERED LUMEN OUTPUT	2024 lm (3000K, 30°, CRI 80) 2205 lm (3000K, 66°x11° tiltable, CRI 80) 1619 lm (3000K, 30°, CRI 90) 1764 lm (3000K, 66°x11° tiltable, CRI 90)
NO. AND TYPE OF LED	4 high-intensity power LEDs
MATERIAL	body in die-cast aluminium trim in AISI 316L stainless steel screen in tempered, transparent extra-clear glass
POWER SUPPLY UNIT	built in
POWER CABLES	includes 1.5 m neoprene cable H05RN-F 3x1.0 Ø7.00 mm
MOUNTING	surface mounted (ceiling, wall, ground)
ACCESSORIES	see p. 446
NOTES	DALI version available on request Stra recessed version p. 223

< **STRA P 1.0**
3000K, 37W, 37°-66°x11°

Courtesy of / Municipality of Montagnana, Padua, Italy

STRA P

PHOTOMETRIC DATA

STRA P 1.0

V - 11° CRI 80

H (m)	Ø (m)	Lux max (3000K)
2,00	0,41	10890
4,00	0,81	2723
6,00	1,22	1210
8,00	1,63	681
10,00	2,03	436

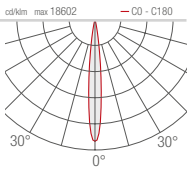

S - 14° CRI 80

H (m)	Ø (m)	Lux max (3000K)
2,00	0,49	5993
4,00	0,99	1498
6,00	1,46	666
8,00	1,94	375
10,00	2,43	240

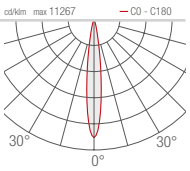

M - 30° CRI 80

H (m)	Ø (m)	Lux max (3000K)
2,00	1,06	1803
4,00	2,11	451
6,00	3,24	200
8,00	4,31	113
10,00	5,39	72

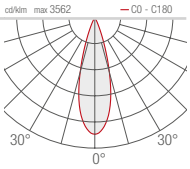

L - 37° CRI 80

H (m)	Ø (m)	Lux max (3000K)
2,00	1,34	1155
4,00	2,69	289
6,00	4,03	128
8,00	5,37	72
10,00	6,72	46

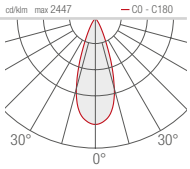

W - 10°x45° CRI 80

H (m)	Ø (m)	Ø (m)	Lux max (3000K)
2,00	1,63	0,47	1890
4,00	3,26	0,95	473
6,00	4,89	1,42	210
8,00	6,51	1,90	118
10,00	8,14	2,37	76

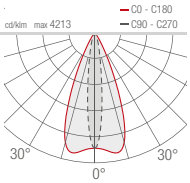

X - 66°x11° tiltable CRI 80

H (m)	Ø (m)	Ø (m)	Lux max (3000K)
2,00	2,59	0,40	2454
4,00	5,19	0,80	613
6,00	7,78	1,20	273
8,00	10,38	1,60	153
10,00	12,97	2,00	98

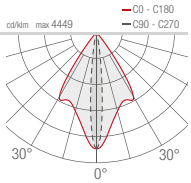

ACCESSORIES

ANTI-GLARE

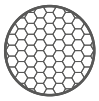

WH0610

Honeycomb louvre

order together with the lighting fixture

The honeycomb louvre can be provided on all fixed optics except for 66°x11° optics

ACCESSORIES FOR INSTALLATION

WN7100

Anti-fall kit

for spare parts see p. 704

L&L

MOBY P

UNDERWATER PROJECTORS

MOBY P 1.0

Ø105 mm
9W 24Vdc
trim in AISI 316L
stainless steel

MOBY P 1.1

Ø105 mm
9W 24Vdc
trim in glass

MOBY P 2.0

Ø155 mm
20W 24Vdc
trim in AISI 316L
stainless steel

MOBY P 2.1

Ø155 mm
20W 24Vdc
trim in glass

MOBY P 3.0

Ø193 mm
30W 24Vdc
trim in AISI 316L
stainless steel

MOBY P 3.1

Ø193 mm
30W 24Vdc
trim in glass

< MOBY P 1.1
3000K, 9W, 34°

MOBY P 1

MOBY P 1.0

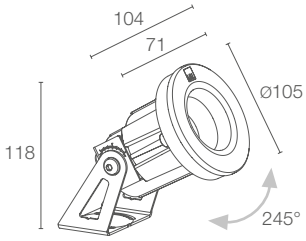

kg 1.35 IP68 IK10

A A+ A++ IPS NTC

POWER / POWER SUPPLY	9W 24Vdc
CODE	**MP1000** ■ ■ **I** Micro-blasted stainless steel
■ **LED COLOUR**	**F** - 2700K **5** - 3000K **9** - 4000K **7** - RGBW **Y** - shades of cyan
■ **OPTICS**	**S** - 22° **M** - 34° **L** - 62° **W** - 31°x64°
LUMEN OUTPUT AT SOURCE	507 lm (3000K) RGBW: 295 lm, R: 47 lm G: 85 lm B: 24 lm W: 139 lm (4000K) cyan: 260 lm
DELIVERED LUMEN OUTPUT	359 lm (3000K, 34°) RGBW: 208 lm, R: 33 lm G: 61 lm B: 16 lm W: 98 lm (4000K, 34°) cyan: 184 lm (34°)
NO. AND TYPE OF LED	1 power LED group RGBW: 1 LED RGBW group cyan: 1 cyan power LED group
MATERIAL	body in thermally conductive plastic trim in AISI 316L stainless steel screen in tempered extra-clear glass bracket in AISI 316L stainless steel
POWER SUPPLY UNIT	not included, see p. 454
POWER CABLES	includes 5 m neoprene cable H05RN-F 2x1.00 Ø6.8 mm RGBW, cyan: includes 5 m FEP+RUB cable (equivalent to H05RN-F) 6x0.50 Ø6.3 mm
MOUNTING	surface mounted (wall, ground)
ACCESSORIES	see p. 454
NOTES	only suitable for underwater applications not suitable for use in salt water Moby 1.0 recessed version p. 246

MOBY P 1.1

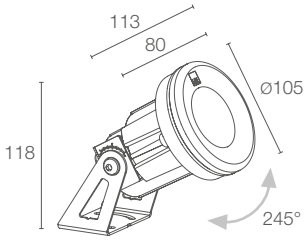

kg 1.75 IP68 IK10

A A+ A++ IPS NTC

	9W 24Vdc
	MP1100 ■ ■ **V** Glass
■	**F** - 2700K **5** - 3000K **9** - 4000K **7** - RGBW **Y** - shades of cyan
■	**S** - 22° **M** - 34° **L** - 62° **W** - 31°x64°
	507 lm (3000K) RGBW: 295 lm, R: 47 lm G: 85 lm B: 24 lm W: 139 lm (4000K) cyan: 260 lm
	359 lm (3000K, 34°) RGBW: 208 lm, R: 33 lm G: 61 lm B: 16 lm W: 98 lm (4000K, 34°) cyan: 184 lm (34°)
	1 power LED group RGBW: 1 LED RGBW group cyan: 1 cyan power LED group
	body in thermally conductive plastic trim in glass screen in tempered extra-clear glass bracket in AISI 316L stainless steel
	not included, see p. 454
	includes 5 m neoprene cable H05RN-F 2x1.00 Ø6.8 mm RGBW, cyan: includes 5 m FEP+RUB cable (equivalent to H05RN-F) 6x0.50 Ø6.3 mm
	surface mounted (wall, ground)
	see p. 454
	only suitable for underwater applications not suitable for use in salt water Moby 1.1 recessed version p. 246

MOBY P 2

MOBY P 2.0

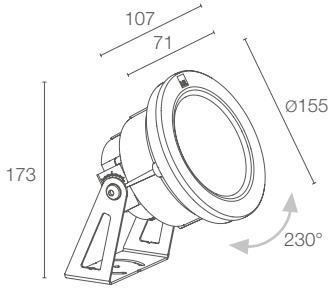

kg 2.02 IP68 IK10

A A+ A++ IPS NTC

POWER / POWER SUPPLY	20W 24Vdc
CODE	**MP2000** ■ ■ **I** Micro-blasted stainless steel
■ **LED COLOUR**	**F** - 2700K **5** - 3000K **9** - 4000K **7** - RGBW **Y** - shades of cyan
■ **OPTICS**	**S** - 22° **M** - 34° **L** - 62° **W** - 31°x64°
LUMEN OUTPUT AT SOURCE	1522 lm (3000K) RGBW: 884 lm, R: 138 lm G: 259 lm B: 69 lm W: 418 lm (4000K) cyan: 782 lm
DELIVERED LUMEN OUTPUT	1078 lm (3000K, 34°) RGBW: 626 lm, R: 97 lm G: 184 lm B: 48 lm W: 297 lm (4000K, 34°) cyan: 552 lm (34°)
NO. AND TYPE OF LED	3 power LED groups RGBW: 3 LED RGBW groups cyan: 3 cyan power LED groups
MATERIAL	body in thermally conductive plastic trim in AISI 316L stainless steel screen in tempered extra-clear glass bracket in AISI 316L stainless steel
POWER SUPPLY UNIT	not included, see p. 454
POWER CABLES	includes 5 m neoprene cable H05RN-F 2x1.00 Ø6.8 mm RGBW, cyan: includes 5 m FEP+RUB cable (equivalent to H05RN-F) 6x0.50 Ø6.3 mm
MOUNTING	surface mounted (wall, ground)
ACCESSORIES	see p. 454
NOTES	only suitable for underwater applications not suitable for use in salt water Moby 2.0 recessed version p. 247

MOBY P 2.1

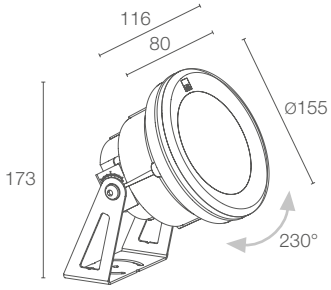

kg 2.47 IP68 IK10

A A+ A++ IPS NTC

	20W 24Vdc
	MP2100 ■ ■ **V** Glass
■	**F** - 2700K **5** - 3000K **9** - 4000K **7** - RGBW **Y** - shades of cyan
■	**S** - 22° **M** - 34° **L** - 62° **W** - 31°x64°
	1522 lm (3000K) RGBW: 884 lm, R: 138 lm G: 259 lm B: 69 lm W: 418 lm (4000K) cyan: 782 lm
	1078 lm (3000K, 34°) RGBW: 626 lm, R: 97 lm G: 184 lm B: 48 lm W: 297 lm (4000K, 34°) cyan: 552 lm (34°)
	3 power LED groups RGBW: 3 LED RGBW groups cyan: 3 cyan power LED groups
	body in thermally conductive plastic trim in glass screen in tempered extra-clear glass bracket in AISI 316L stainless steel
	not included, see p. 454
	includes 5 m neoprene cable H05RN-F 2x1.00 Ø6.8 mm RGBW, cyan: includes 5 m FEP+RUB cable (equivalent to H05RN-F) 6x0.50 Ø6.3 mm
	surface mounted (wall, ground)
	see p. 454
	only suitable for underwater applications not suitable for use in salt water Moby 2.1 recessed version p. 247

MOBY P 3

< **MOBY P 1.1**
4000K, 9W, 62°-31°x64°
MOBY P 2.0
shades of cyan, 20W, 34°

Courtesy of / Municipality of Abano Terme, Padua, Italy

MOBY P 3.0

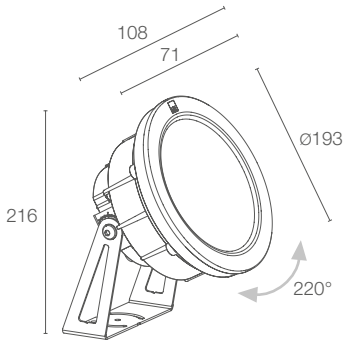

kg 2.66 IP68 IK10
A A+ A++ IPS NTC

MOBY P 3.1

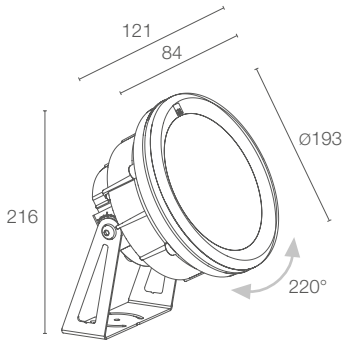

kg 3.26 IP68 IK10
A A+ A++ IPS NTC

	MOBY P 3.0	MOBY P 3.1
POWER / POWER SUPPLY	30W 24Vdc	30W 24Vdc
CODE	**MP3000** ■ ■ **I** Micro-blasted stainless steel	**MP3100** ■ ■ **V** Glass
■ **LED COLOUR**	**F** - 2700K **5** - 3000K **9** - 4000K **7** - RGBW **Y** - shades of cyan	■ **F** - 2700K **5** - 3000K **9** - 4000K **7** - RGBW **Y** - shades of cyan
■ **OPTICS**	**S** - 22° **M** - 34° **L** - 62° **W** - 31°x64°	■ **S** - 22° **M** - 34° **L** - 62° **W** - 31°x64°
LUMEN OUTPUT AT SOURCE	2537 lm (3000K) RGBW: 1474 lm, R: 231 lm G: 432 lm B: 118 lm W: 693 lm (4000K) cyan: 1303 lm	2537 lm (3000K) RGBW: 1474 lm, R: 231 lm G: 432 lm B: 118 lm W: 693 lm (4000K) cyan: 1303 lm
DELIVERED LUMEN OUTPUT	1876 lm (3000K, 34°) RGBW: 1090 lm, R: 171 lm G: 319 lm B: 87 lm W: 513 lm (4000K, 34°) cyan: 961 lm (34°)	1876 lm (3000K, 34°) RGBW: 1090 lm, R: 171 lm G: 319 lm B: 87 lm W: 513 lm (4000K, 34°) cyan: 961 lm (34°)
NO. AND TYPE OF LED	5 power LED groups RGBW: 5 LED RGBW groups cyan: 5 cyan power LED groups	5 power LED groups RGBW: 5 LED RGBW groups cyan: 5 cyan power LED groups
MATERIAL	body in thermally conductive plastic trim in AISI 316L stainless steel screen in tempered extra-clear glass bracket in AISI 316L stainless steel	body in thermally conductive plastic trim in glass screen in tempered extra-clear glass bracket in AISI 316L stainless steel
POWER SUPPLY UNIT	not included, see p. 454	not included, see p. 454
POWER CABLES	includes 5 m neoprene cable H05RN-F 2x1.00 Ø6.8 mm RGBW, cyan: includes 5 m FEP+RUB cable (equivalent to H05RN-F) 6x0.50 Ø6.3 mm	includes 5 m neoprene cable H05RN-F 2x1.00 Ø6.8 mm RGBW, cyan: includes 5 m FEP+RUB cable (equivalent to H05RN-F) 6x0.50 Ø6.3 mm
MOUNTING	surface mounted (wall, ground)	surface mounted (wall, ground)
ACCESSORIES	see p. 454	see p. 454
NOTES	only suitable for underwater applications not suitable for use in salt water Moby 3.0 recessed version p. 249	only suitable for underwater applications not suitable for use in salt water Moby 3.1 recessed version p. 249

MOBY P

ACCESSORIES AND POWER SUPPLY UNITS

	MOBY P 1.0	MOBY P 1.1	MOBY P 2.0	MOBY P 2.1	MOBY P 3.0	MOBY P 3.1
ANTI-GLARE						
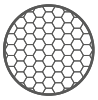	**WH0401**	**WH0401**	**WH0402**	**WH0402**	**WH0403**	**WH0403**
Honeycomb louvre order together with the lighting fixture						

POWER SUPPLY UNITS

24Vdc

Max no. fixtures	PSU	IP	Page
1...n	24Vdc	20	671
1...n	24Vdc	67	671
-	RGBW controller	-	679-684

MOBY P

PHOTOMETRIC DATA

MOBY P 1.0 1.1

S - 22°

H (m)	Ø (m)	Lux max (3000K)
1,00	0,39	5711
2,00	0,78	1428
3,00	1,17	635
4,00	1,56	357
5,00	1,96	228

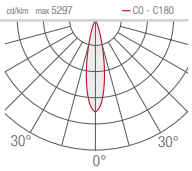

M - 34°

H (m)	Ø (m)	Lux max (3000K)
1,00	0,60	823
2,00	1,20	206
3,00	1,81	91
4,00	2,41	51
5,00	3,01	33

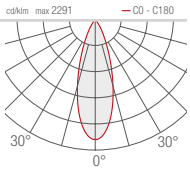

L - 62°

H (m)	Ø (m)	Lux max (3000K)
1,00	1,22	309
2,00	2,43	77
3,00	3,65	34
4,00	4,86	19
5,00	6,08	12

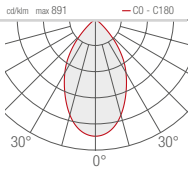

W - 31°x64°

H (m)	Ø (m)	Ø (m)	Lux max (3000K)
1,00	0,56	1,26	413
2,00	1,12	2,51	103
3,00	1,69	3,77	46
4,00	2,25	5,03	26
5,00	2,81	6,29	17

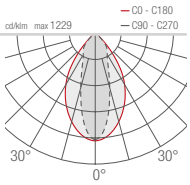

MOBY P 2.0 2.1

S - 22°

H (m)	Ø (m)	Lux max (3000K)
1,00	0,39	1907
2,00	0,78	477
3,00	1,17	212
4,00	1,56	119
5,00	1,96	76

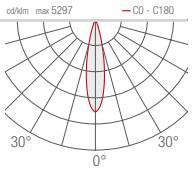

M - 34°

H (m)	Ø (m)	Lux max (3000K)
1,00	0,60	2470
2,00	1,20	618
3,00	1,81	274
4,00	2,41	154
5,00	3,01	99

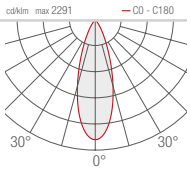

L - 62°

H (m)	Ø (m)	Lux max (3000K)
1,00	1,22	925
2,00	2,43	231
3,00	3,65	103
4,00	4,86	58
5,00	6,08	37

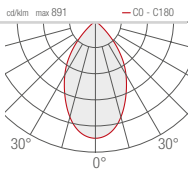

W - 31°x64°

H (m)	Ø (m)	Ø (m)	Lux max (3000K)
1,00	0,56	1,26	1235
2,00	1,12	2,51	309
3,00	1,69	3,77	137
4,00	2,25	5,03	77
5,00	2,81	6,29	49

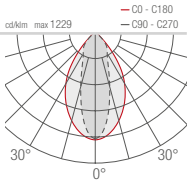

MOBY P 3.0 3.1

S - 22°

H (m)	Ø (m)	Lux max (3000K)
1,00	0,39	9949
2,00	0,78	2487
3,00	1,17	1105
4,00	1,56	622
5,00	1,96	398

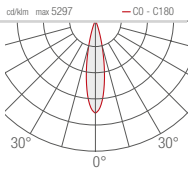

M - 34°

H (m)	Ø (m)	Lux max (3000K)
1,00	0,60	4506
2,00	1,20	1126
3,00	1,81	501
4,00	2,41	282
5,00	3,01	180

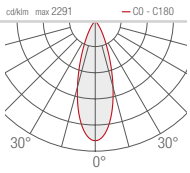

L - 62°

H (m)	Ø (m)	Lux max (3000K)
1,00	1,22	1613
2,00	2,43	403
3,00	3,65	179
4,00	4,86	101
5,00	6,08	65

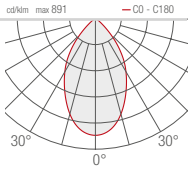

W - 31°x64°

H (m)	Ø (m)	Ø (m)	Lux max (3000K)
1,00	0,56	1,26	2129
2,00	1,12	2,51	532
3,00	1,69	3,77	237
4,00	2,25	5,03	133
5,00	2,81	6,29	85

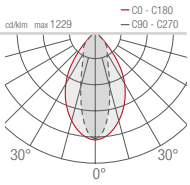

SPOT 316L

OUTDOOR AND UNDERWATER PROJECTORS

SPOT 1.0 316L

max 2W max 500mA

SPOT 2.0 316L

max 6W max 500mA

SPOT 3.0 316L

12W/18W 24Vdc
max 18W max 500mA

SPOT 1.6 316L

2W 24Vdc

SPOT 2.6 316L

6W 24Vdc

< **SPOT 3.0 316L**
RGB, 18W

Light planning by / Garofoli
Bari Palese airport, Bari, Italy

SPOT 1 316L

SPOT 1.0 316L

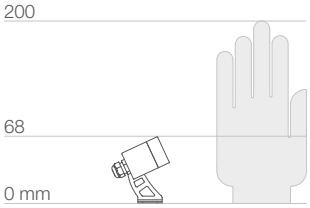

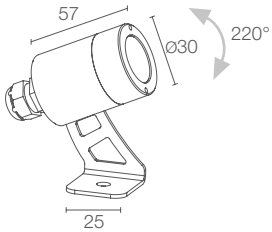

kg 0.40 IP68 IK10

A A+ A++ IPS

POWER / POWER SUPPLY **CODE**	max 2W max 500mA **PW1012** ■ ■ **A I**
■ **LED COLOUR**	**F** - 2700K **5** - 3000K **9** - 4000K **0** - 5000K **1** - blue
■ **OPTICS**	**S** - 10° **M** - 20° **L** - 40°
LUMEN OUTPUT AT SOURCE	145 lm (3000K, 500mA)
DELIVERED LUMEN OUTPUT	88 lm (3000K, 500mA, 20°)
NO. AND TYPE OF LED	1 power LED
MATERIAL	body and trim in AISI 316L stainless steel screen in tempered, transparent glass
POWER SUPPLY UNIT	not included, see p. 462 e 668
POWER CABLES	includes 5 m neoprene cable H05RN-F 2x0.35/0.75 Ø6.3 mm
WIRING	series
MOUNTING	surface mounted (ceiling, wall, ground, spike) max depth 10 m
ACCESSORIES	see p. 462
NOTES	version with elliptical optics available on request

SPOT 1.6 316L

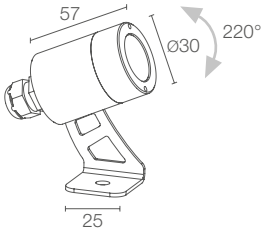

kg 0.40 IP68 IK10

A A+ A++ IPS

	2W 24Vdc **PW1600** ■ ■ **I**
■	**F** - 2700K **5** - 3000K **9** - 4000K **0** - 5000K **1** - blue
■	**S** - 10° **M** - 20° **L** - 40°
	145 lm (3000K)
	88 lm (3000K, 20°)
	1 power LED
	body and trim in AISI 316L stainless steel screen in tempered, transparent glass
	not included, see p. 462
	includes 5 m neoprene cable H05RN-F 2x0.35/0.75 Ø6.3 mm
	parallel
	surface mounted (ceiling, wall, ground, spike) max depth 10 m
	see p. 462
	version with elliptical optics available on request

SPOT 2 316L

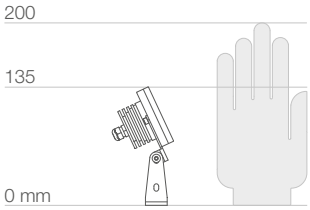

SPOT 2.0 316L

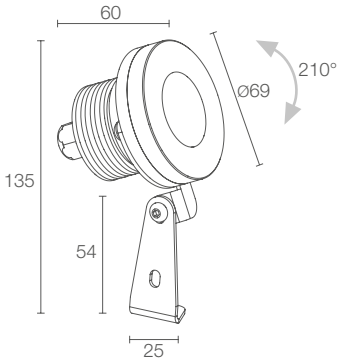

SPOT 2.6 316L

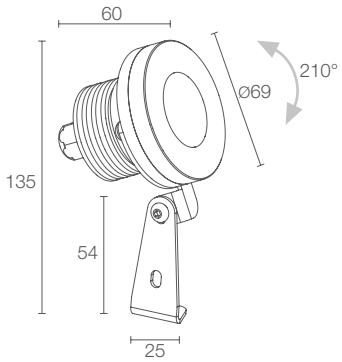

	SPOT 2.0 316L	SPOT 2.6 316L
	kg 0.95 IP68 IK10 A A+ A++ IPS	kg 0.95 IP68 IK10 A A+ A++ IPS
POWER / POWER SUPPLY	max 6W max 500mA	6W 24Vdc
CODE	**PW2032 A I**	**PW2600 I**
LED COLOUR	**F** - 2700K **5** - 3000K **9** - 4000K **0** - 5000K **1** - blue **6** - RGB	**F** - 2700K **5** - 3000K **9** - 4000K **0** - 5000K **1** - blue
OPTICS	**S** - 10° **M** - 24° **L** - 38°	**S** - 10° **M** - 24° **L** - 38°
LUMEN OUTPUT AT SOURCE	436 lm (3000K, 500mA) RGB: 277 lm, R: 102 lm G: 132 lm B: 43 lm (500mA)	436 lm (3000K)
DELIVERED LUMEN OUTPUT	314 lm (3000K, 500mA, 24°) RGB: 198 lm, R: 73 lm G: 94 lm B: 31 lm (500mA, 24°)	314 lm (3000K, 24°)
NO. AND TYPE OF LED	3 power LEDs	3 power LEDs
MATERIAL	body and trim in AISI 316L stainless steel screen in tempered, transparent extra-clear glass	body and trim in AISI 316L stainless steel screen in tempered, transparent extra-clear glass
POWER SUPPLY UNIT	not included, see p. 462 and 668	not included, see p. 462
POWER CABLES	includes 5 m neoprene cable H05RN-F 2x0.75/0.75 Ø6.3 mm RGB: includes 5 m FEP+PCP cable (equivalent to H05RN-F) 6x0.50/0.50 Ø6.3 mm	includes 5 m neoprene cable H05RN-F 2x0.75/0.75 Ø6.3 mm
WIRING	series	parallel
MOUNTING	surface mounted (ceiling, wall, ground, spike) max depth 10 m	surface mounted (ceiling, wall, ground, spike) max depth 10 m
ACCESSORIES	see p. 462	see p. 462
NOTES	version with elliptical optics available on request	version with elliptical optics available on request

Project by / LiV & 5M
Light planning by / Igor Pauška Studio
Otruševec Cave, Samobor, Croatia

SPOT 3.0 316L

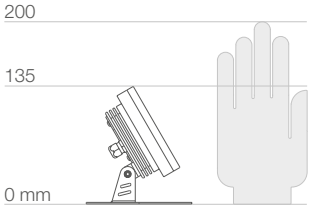

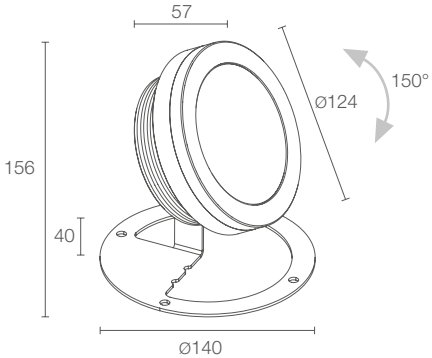

kg 2.65 IP68 IK09

A A+ A++ IPS

POWER / POWER SUPPLY CODE	12W 24Vdc blue/white light **PW3062 A I** 18W 24Vdc blue/white light **PW3092 A I** max 18W max 500mA RGB light **PW3092 6 A I**
LED COLOUR	**F** - 2700K **5** - 3000K **9** - 4000K **0** - 5000K **1** - blue
OPTICS	**S** - 10° **M** - 20° **L** - 40°
LUMEN OUTPUT AT SOURCE	872 lm (3000K, 12W) 1308 lm (3000K, 18W) RGB: 791 lm, R: 291 lm G: 375 lm B: 125 lm (500mA)
DELIVERED LUMEN OUTPUT	596 lm (3000K, 20°, 12W) 893 lm (3000K, 20°, 18W) RGB: 565 lm, R: 208 lm G: 268 lm B: 89 lm (500mA, 20°)
NO. AND TYPE OF LED	6, 9 power LEDs RGB: 9 power LEDs
MATERIAL	body and trim in AISI 316L stainless steel screen in tempered, transparent extra-clear glass
POWER SUPPLY UNIT	not included, see p. 462
POWER CABLES	includes 5 m neoprene cable H05RN-F 2x0.75/0.75 Ø6.3 mm RGB: includes 5 m FEP+PCP cable (equivalent to H05RN-F) 6x0.50/0.50 Ø6.3 mm
WIRING	parallel RGB: series
MOUNTING	surface mounted (ceiling, wall, ground) max depth 10 m
ACCESSORIES	see p. 462
NOTES	version with elliptical optics available on request

SPOT 3 316L

SPOT 316L

ACCESSORIES AND POWER SUPPLY UNITS

ACCESSORIES FOR INSTALLATION

WP0100

Spike for in-ground installation

(Spot 1.0 316L / 1.6 316L / 2.0 316L / 2.6 316L)

POWER CABLES

Neoprene cables
H05RN-F 2x0.35/0.75 Ø6.3 mm
IPS

WF5010 - 10 m
WF5015 - 15 m
WF5020 - 20 m

(Spot 1.0 316L)

WF8410 - 10 m
WF8415 - 15 m
WF8420 - 20 m

(Spot 1.6 316L)

Neoprene cables
H05RN-F 2x0.75/0.75 Ø6.3 mm
IPS

WF6010 - 10 m
WF6015 - 15 m
WF6020 - 20 m

(Spot 2.0 316L)
white LED colour

WF8610 - 10 m
WF8615 - 15 m
WF8620 - 20 m

(Spot 2.6 316L)

WF6110 - 10 m
WF6115 - 15 m
WF6120 - 20 m

(Spot 3.0 316L)
white LED colour

FEP+RUB cables
(equivalent to H05RN-F)
6x0.50/0.50 Ø6.3 mm
IPS

WF7310 - 10 m
WF7315 - 15 m
WF7320 - 20 m

(Spot 2.0 316L / 3.0 316L)
RGB

order together with the lighting fixture

POWER SUPPLY UNITS Spot 1.0 316L

350mA

Max no. fixtures	PSU	IP	Page
1/3	A13350VL	20	669
2/5	A16350IP67	67	669

500mA

Max no. fixtures	PSU	IP	Page
1/3	A13500TC	20	669
2/5	A15500QL	20	669
1/4	A14500IP67	67	669

POWER SUPPLY UNITS Spot 2.0 316L

350mA

Max no. fixtures	PSU	IP	Page
1	A13350VL	20	669
1/2	A16350IP67	67	669
-	RGB controller	-	679-684

500mA

Max no. fixtures	PSU	IP	Page
1	A15500QL	20	669
1	A14500IP67	67	669
-	RGB controller	-	679-684

POWER SUPPLY UNITS Spot 1.6 / 2.6 316L

Max no. fixtures	PSU	IP	Page
1...n	24Vdc	20	671
1...n	24Vdc	67	671

POWER SUPPLY UNITS Spot 3.0 316L

Max no. fixtures	PSU	IP	Page
1...n	24Vdc	20	671
1...n	24Vdc	67	671
-	RGB controller	-	679-684

SPOT 316L

PHOTOMETRIC DATA

SPOT 1.0 316L
1.6 316L

S - 10°

H (m)	Ø (m)	Lux max (3000K)
1,00	0,17	2180
2,00	0,33	545
3,00	0,50	242
4,00	0,66	136
5,00	0,83	87

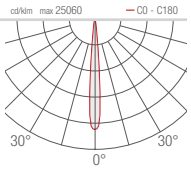

M - 20°

H (m)	Ø (m)	Lux max (3000K)
1,00	0,34	483
2,00	0,69	121
3,00	1,03	54
4,00	1,38	30
5,00	1,72	19

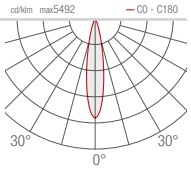

L - 40°

H (m)	Ø (m)	Lux max (3000K)
1,00	0,71	181
2,00	1,42	45
3,00	2,13	20
4,00	2,84	11
5,00	3,55	7

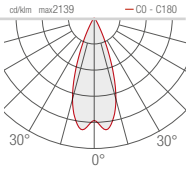

SPOT 2.0 316L
2.6 316L

S - 10°

H (m)	Ø (m)	Lux max (3000K)
1,00	0,18	5329
2,00	0,35	1332
3,00	0,53	592
4,00	0,70	333
5,00	0,88	213

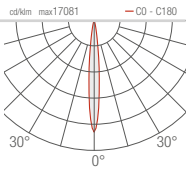

M - 24°

H (m)	Ø (m)	Lux max (3000K)
1,00	0,42	1434
2,00	0,83	359
3,00	1,25	159
4,00	1,67	90
5,00	2,09	57

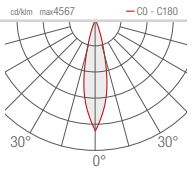

L - 38°

H (m)	Ø (m)	Lux max (3000K)
1,00	0,67	588
2,00	1,35	147
3,00	2,02	65
4,00	2,69	37
5,00	3,37	24

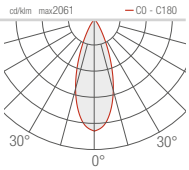

SPOT 3.0 316L

S - 10°

H (m)	Ø (m)	Lux max (3000K) 12W	18W
1,00	0,21	8432	12698
2,00	0,42	2108	3174
3,00	0,64	937	1411
4,00	0,85	527	794
5,00	1,06	337	508

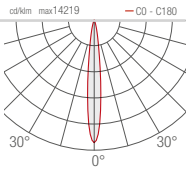

M - 20°

H (m)	Ø (m)	Lux max (3000K) 12W	18W
1,00	0,40	3024	4531
2,00	0,81	756	1133
3,00	1,21	336	503
4,00	1,61	189	283
5,00	2,01	121	181

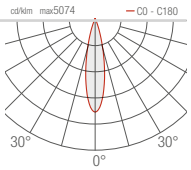

L - 40°

H (m)	Ø (m)	Lux max (3000K) 12W	18W
1,00	0,50	962	1634
2,00	0,99	523	408
3,00	1,49	232	182
4,00	1,99	131	102
5,00	2,49	84	65

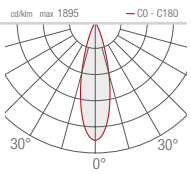

PRODUCT	ELLA IN
INDOOR **OUTDOOR**	
RGB	
MAX NO. OF BEAMS	
APPLIANCE CLASS	

WALL MOUNTED

VERSA	BROM	CUBE W	ELLA OUT	GEKO 5 - 6	KOCCA	PALLADIANO	UPDOWN 3 - 4	UPDOWN 6 - 7

ELLA IN

INDOOR WALL MOUNTED

ELLA IN 1.0

123 mm
7W 230Vac

ELLA IN 2.0

208 mm
13W 230Vac

ELLA IN 3.0

294 mm
19W 230Vac

< **ELLA IN 2.0**
3000K, 13W, white
STEP OUTSIDE 5.2
3000K, 2W, customized version with anthracite finish

Project by / arch. Fernanda Cantone
Light planning by / Light Style
Photo by / Simone Aprile
Castello Tafuri Charming Suites
Portopalo di Capo Passero, Syracuse, Italy

ELLA IN

v
ELLA IN 1.0
3000K, 7W, white

ELLA IN 1.0

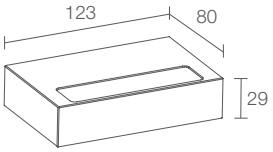

kg 0.40 IP40 IK08

A A+ A++

POWER / POWER SUPPLY CODE	7W 230Vac **EA1010 D B N** White **EA1010 D C N** Chrome **EA1010 D 1 N** Pure orange **EA1010 D 2 N** Reseda green **EA1010 D 3 N** Capri blue **EA1010 D 4 N** Light ivory
LED COLOUR	**F** - 2700K **5** - 3000K **9** - 4000K
OPTICS	diffuse
LUMEN OUTPUT AT SOURCE	954 lm (3000K)
DELIVERED LUMEN OUTPUT	493 lm (3000K)
NO. AND TYPE OF LEDS	18 mid-power LEDs
MATERIAL	body in aluminium screen in glass
POWER SUPPLY UNIT	built in
MOUNTING	surface mounted (wall)
ACCESSORIES	see p. 470
NOTES	Ella OUT 1.0 outdoor version p. 488 Ello IN 1.0 ceiling-mounted version p. 526

ELLA IN 2.0

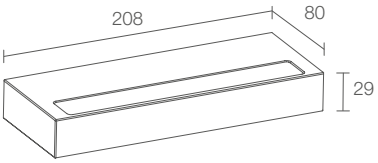

kg 0.80 IP40 IK08

A A+ A++

	13W 230Vac **EA2010 D B N** White **EA2010 D C N** Chrome **EA2010 D 1 N** Pure orange **EA2010 D 2 N** Reseda green **EA2010 D 3 N** Capri blue **EA2010 D 4 N** Light ivory
	F - 2700K **5** - 3000K **9** - 4000K
	diffuse
	1908 lm (3000K)
	985 lm (3000K)
	36 mid-power LEDs
	body in aluminium screen in glass
	built in
	surface mounted (wall)
	see p. 470
	Ella OUT 2.0 outdoor version p. 489 Ello IN 2.0 ceiling-mounted version p. 527

ELLA IN 3.0

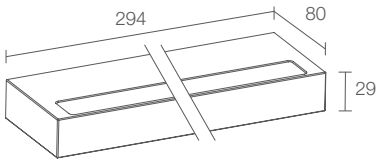

kg 1.20 IP40 IK08

A A+ A++

	19W 230Vac **EA3010 D B N** White **EA3010 D C N** Chrome **EA3010 D 1 N** Pure orange **EA3010 D 2 N** Reseda green **EA3010 D 3 N** Capri blue **EA3010 D 4 N** Light ivory
	F - 2700K **5** - 3000K **9** - 4000K
	diffuse
	2862 lm (3000K)
	1478 lm (3000K)
	54 mid-power LEDs
	body in aluminium screen in glass
	built in
	surface mounted (wall)
	see p. 470
	Ella OUT 3.0 outdoor version p. 489 Ello IN 3.0 ceiling-mounted version p. 527

ELLA IN

ACCESSORIES

ACCESSORIES
FOR INSTALLATION



WD0601B - White
WD0601C - Chrome
WD06011 - Pure orange
WD06012 - Reseda green
WD06013 - Capri blue
WD06014 - Light ivory

Spacer for 15° inclination
RAL finish available on request

(Ella IN 1.0)



WD0602B - White
WD0602C - Chrome
WD06021 - Pure orange
WD06022 - Reseda green
WD06023 - Capri blue
WD06024 - Light ivory

Spacer for 15° inclination
RAL finish available on request

(Ella IN 2.0)



WD0603B - White
WD0603C - Chrome
WD06031 - Pure orange
WD06032 - Reseda green
WD06033 - Capri blue
WD06034 - Light ivory

Spacer for 15° inclination
RAL finish available on request

(Ella IN 3.0)

ELLA IN: STANDARD FINISHES

White

Chrome

Pure orange



Reseda green

Capri blue

Light ivory

ELLA IN

PHOTOMETRIC DATA

ELLA IN 1.0

D - Diffuse

H (m)	Ø (m)	Lux max (3000K)
1,00	1,55	262
2,00	3,11	66
3,00	4,66	29
4,00	6,21	16
5,00	7,76	10

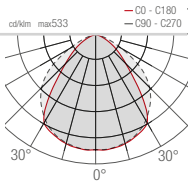

ELLA IN 2.0

D - Diffuse

H (m)	Ø (m)	Lux max (3000K)
1,00	1,55	525
2,00	3,11	131
3,00	4,66	58
4,00	6,21	33
5,00	7,76	21

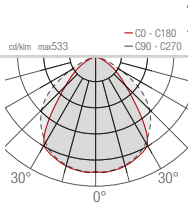

ELLA IN 3.0

D - Diffuse

H (m)	Ø (m)	Lux max (3000K)
1,00	1,55	787
2,00	3,11	197
3,00	4,66	87
4,00	6,21	49
5,00	7,76	31

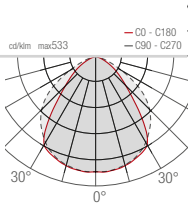

ELLA IN 1.0
without spacer

ELLA IN 1.0
with spacer (15° inclination)

VERSA

INDOOR WALL MOUNTED

VERSA 1.0

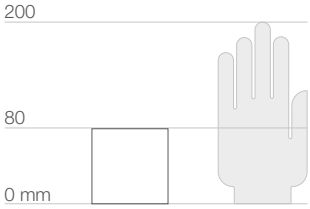

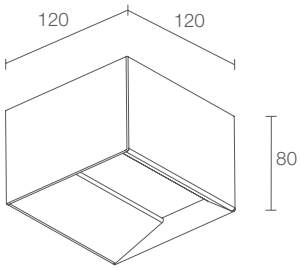

kg 0.40 IP40

A A+ A++

POWER / POWER SUPPLY **CODE**	9W 230Vac **VR1010** **D B** White
LED COLOUR	**F** - 2700K **5** - 3000K **9** - 4000K
OPTICS	diffuse
LUMEN OUTPUT AT SOURCE	745 lm (3000K)
DELIVERED LUMEN OUTPUT	530 lm (3000K)
NO. AND TYPE OF LEDS	mid-power LED matrix
MATERIAL	body in steel screen in one-side-frosted, transparent plexiglass
POWER SUPPLY UNIT	built in
POWER CABLES	terminal block
MOUNTING	surface mounted (wall)
DESIGN BY	arch. Enrico Novello

VERSA 2.0

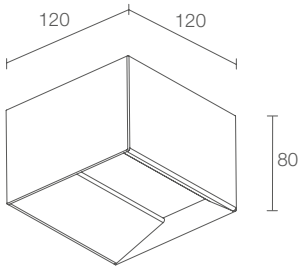

kg 0.40 IP40

A A+ A++

	18W 230Vac **VR2010** **D B** White
	F - 2700K **5** - 3000K **9** - 4000K
	diffuse
	745 lm (3000K) down beam 901 lm (3000K) up beam
	530 lm (3000K) down beam 640 lm (3000K) up beam
	mid-power LED matrix
	body in steel screen in one-side-frosted, transparent plexiglass
	built in
	terminal block
	surface mounted (wall)
	arch. Enrico Novello

VERSA

PHOTOMETRIC DATA

VERSA 1.0

D - Diffuse

H (m)	Ø (m)	Lux max (3000K)
1,00	1,73	251
2,00	3,47	63
3,00	5,20	28
4,00	6,93	16
5,00	8,66	10

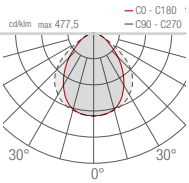

VERSA 2.0

D - Diffuse, down beam

H (m)	Ø (m)	Lux max (3000K)
1,00	1,73	251
2,00	3,47	63
3,00	5,20	28
4,00	6,93	16
5,00	8,66	10

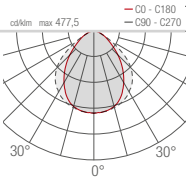

D - Diffuse, up beam

H (m)	Ø (m)	Lux max (3000K)
1,00	2,43	260
2,00	4,86	65
3,00	7,29	29
4,00	9,72	16
5,00	12,14	10

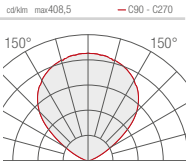

VERSA 2.0 >
3000K, 18W
Private residence, Milan, Italy

BROM

OUTDOOR WALL MOUNTED

BROM 1.0

50x50 mm
h 68 mm
max 2W max 500mA
single beam

BROM 2.0

50x50 mm
h 105 mm
max 4W max 500mA
double beam

BROM 3.0

70x70 mm
h 84 mm
max 6W max 500mA
single beam

BROM 4.0

70x70 mm
h 150 mm
max 12W max 500mA
double beam

< **BROM 2.0**
3000K, 4W, UP optics 20° / DOWN optics 20°

BROM

BROM 1.0

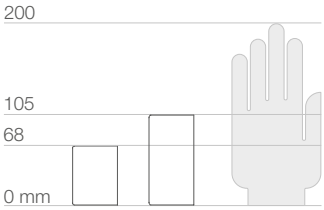

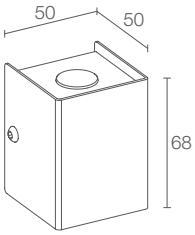

kg 0.30 IP66 IK08

A A+ A++

BROM 2.0

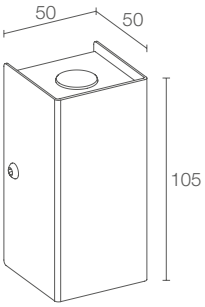

kg 0.40 IP66 IK08

A A+ A++

POWER / POWER SUPPLY CODE	max 2W max 500mA **BR10012** ■ ■ **I**	max 4W max 500mA **BR20022** ■ ■ ■ **I**
■ **LED COLOUR**	**F** - 2700K **5** - 3000K **9** - 4000K **0** - 5000K **1** - blue	■ **F** - 2700K **5** - 3000K **9** - 4000K **0** - 5000K **1** - blue
■ **OPTICS**	**S** - 10° **M** - 20° **L** - 40° **W** - 10°x45°	■ UP optics: **S** - 10° **M** - 20° **L** - 40° **W** - 10°x45° DOWN optics: **S** - 10° **M** - 20° **L** - 40° **W** - 10°x45°
LUMEN OUTPUT AT SOURCE	145 lm (3000K, 500mA)	145 lm (3000K, 500mA) per beam
DELIVERED LUMEN OUTPUT	88 lm (3000K, 500mA, 20°)	88 lm (3000K, 500mA, 20°) per beam
NO. AND TYPE OF LEDS	1 power LED	2 (1+1) power LEDs
MATERIAL	body and trim in AISI 316L stainless steel screen in tempered, transparent extra-clear glass	body and trim in AISI 316L stainless steel screen in tempered, transparent extra-clear glass
POWER SUPPLY UNIT	not included, see p. 480 and 668	not included, see p. 480 and 668
POWER CABLES	includes 2x0.30 m single-core cables	includes 2x0.30 m single-core cables
WIRING	series	series
MOUNTING	surface mounted (wall)	surface mounted (wall)

BROM 3.0

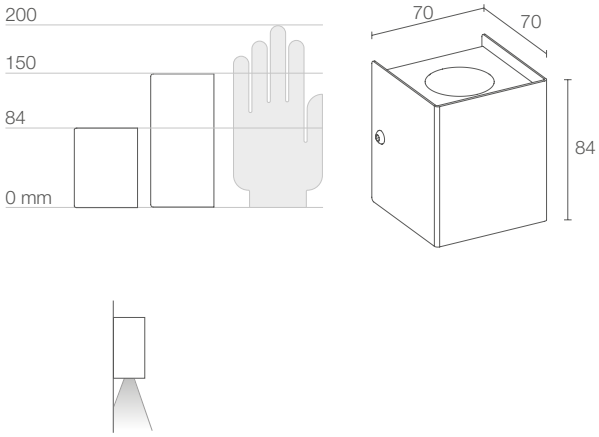

kg 0.45 IP66 IK08

A A+ A++

	max 6W max 500mA **BR30032** ■ ■ **I**
■	**F** - 2700K **5** - 3000K **9** - 4000K **0** - 5000K **1** - blue
■	**S** - 12° **M** - 20° **L** - 35°
	436 lm (3000K, 500mA)
	251 lm (3000K, 500mA, 20°)
	3 power LEDs
	body and trim in AISI 316L stainless steel screen in tempered, transparent extra-clear glass
	not included, see p. 480 and 668
	includes 2x0.30 m single-core cables
	series
	surface mounted (wall)

BROM 4.0

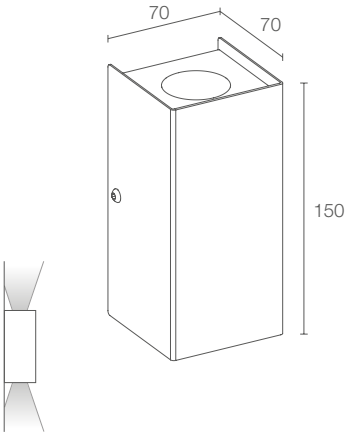

kg 0.80 IP66 IK08

A A+ A++

	max 12W max 500mA **BR40062** ■ ■ ■ **I**	
■	**F** - 2700K **5** - 3000K **9** - 4000K **0** - 5000K **1** - blue	
■	UP optics: **S** - 12° **M** - 20° **L** - 35°	DOWN optics: **S** - 12° **M** - 20° **L** - 35°
	436 lm (3000K, 500mA) per beam	
	251 lm (3000K, 500mA, 20°) per beam	
	6 (3+3) power LEDs	
	body and trim in AISI 316L stainless steel screen in tempered, transparent extra-clear glass	
	not included, see p. 480 and 668	
	includes 2x0.30 m single-core cables	
	series	
	surface mounted (wall)	

BROM

POWER SUPPLY UNITS

POWER SUPPLY UNITS Brom 1.0

350mA 1 LED

Max no. fixtures	PSU	IP	Page
1/3	A13350VL	20	669
1/15	ACUNI020T1	20	668 669
3/9	A19350QL	20	669
5/12	A312350QL	20	669
1/12 Dimmer	ADUNITC	20	672 673 674
2/6	A16350IP67	67	669
5/12	A312350IP67	67	669

500mA 1 LED

Max no. fixtures	PSU	IP	Page
1/3	A13500TC	20	669
1/10	ACUNI020T1	20	668 669
2/5	A15500QL	20	669
5/10	A310500QL	20	669
1/12 Dimmer	ADUNITC	20	672 673 674
1/4	A14500IP67	67	669
5/10	A310500IP67	67	669

POWER SUPPLY UNITS Brom 2.0

350mA 2 LEDs

Max no. fixtures	PSU	IP	Page
1	A13350VL	20	669
1/7	ACUNI020T1	20	668 669
3/4	A19350QL	20	669
3/6	A312350QL	20	669
1/6 Dimmer	ADUNITC	20	672 673 674
1/3	A16350IP67	67	669
3/6	A312350IP67	67	669

500mA 2 LEDs

Max no. fixtures	PSU	IP	Page
1	A13500TC	20	669
1/2	A15500QL	20	669
1/5	ACUNI020T1	20	668 669
3/4	A310500QL	20	669
1/6 Dimmer	ADUNITC	20	672 673 674
1/2	A14500IP67	67	669
3/5	A310500IP67	67	669

POWER SUPPLY UNITS Brom 3.0

350mA 3 LEDs

Max no. fixtures	PSU	IP	Page
1	A13350VL	20	669
1/3	A19350QL	20	669
1/5	ACUNI020T1	20	668 669
2/4	A312350QL	20	669
1/4 Dimmer	ADUNITC	20	672 673 674
1/2	A16350IP67	67	669
2/4	A312350IP67	67	669

500mA 3 LEDs

Max no. fixtures	PSU	IP	Page
1	A13500TC	20	669
1/3	ACUNI020T1	20	668 669
2/3	A310500QL	20	669
1/4 Dimmer	ADUNITC	20	672 673 674
1	A14500IP67	67	669
2/3	A310500IP67	67	669

POWER SUPPLY UNITS Brom 4.0

350mA 6 LEDs

Max no. fixtures	PSU	IP	Page
1/2	ACUNI020T1	20	668 669
1/2	A312350QL	20	669
1/2 Dimmer	ADUNITC	20	672 673 674
1	A16350IP67	67	669
1/2	A312350IP67	67	669

500mA 6 LEDs

Max no. fixtures	PSU	IP	Page
1	ACUNI020T1	20	668 669
1	A310500QL	20	669
1/2 Dimmer	ADUNITC	20	672 673 674
1	A310500IP67	67	669

BROM

PHOTOMETRIC DATA

BROM 1.0

S - 10°

H (m)	Ø (m)	Lux max (3000K)
0,50	0,08	8721
1,00	0,16	2180
2,00	0,33	545
2,50	0,41	349
3,00	0,49	242

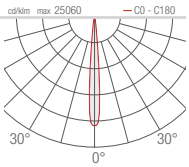

M - 20°

H (m)	Ø (m)	Lux max (3000K)
0,50	0,17	1933
1,00	0,34	483
2,00	0,68	121
2,50	0,85	77
3,00	1,03	54

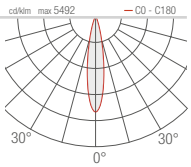

L - 40°

H (m)	Ø (m)	Lux max (3000K)
0,50	0,35	724
1,00	0,71	181
2,00	1,42	45
2,50	1,77	29
3,00	2,12	20

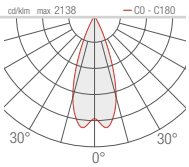

W - 10°x45°

H (m)	Ø (m)	Ø (m)	Lux max (3000K)
0,50	0,35	0,17	1734
1,00	0,71	0,34	434
2,00	1,42	0,68	108
2,50	1,77	0,85	69
3,00	2,12	1,03	48

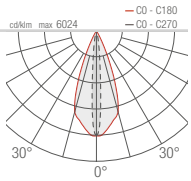

BROM 3.0

S - 12°

H (m)	Ø (m)	Lux max (3000K)
0,50	0,11	15164
1,00	0,22	3791
2,00	0,45	948
2,50	0,56	607
3,00	0,67	421

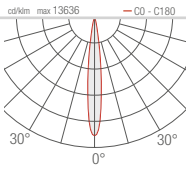

M - 20°

H (m)	Ø (m)	Lux max (3000K)
0,50	0,14	6620
1,00	0,28	1655
2,00	0,56	414
2,50	0,70	265
3,00	0,84	184

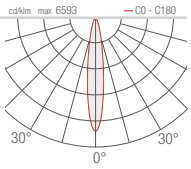

L - 35°

H (m)	Ø (m)	Lux max (3000K)
0,50	0,28	2673
1,00	0,56	668
2,00	1,12	167
2,50	1,41	107
3,00	1,69	74

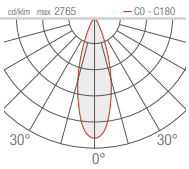

< **BROM 1.0**
3000K, 2W, 10°

Interior design by / Cristian Turra
Private residence, Brescia, Italy

CUBE W

OUTDOOR WALL MOUNTED

CUBE W 1.0

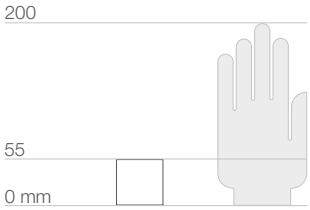

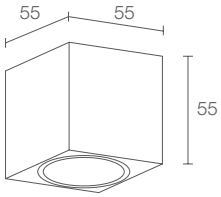

kg 0.35 IP54

A A+ A++

POWER / POWER SUPPLY CODE	max 6W max 500mA blue/white light **CU1032 E** White **CU1032 H** Anthracite **CU1032 T** Cor-ten max 3W max 350mA RGB light **CU1031 6 E** White **CU1031 6 H** Anthracite **CU1031 6 T** Cor-ten
LED COLOUR	**F** - 2700K **5** - 3000K **9** - 4000K **0** - 5000K **1** - blue
OPTICS	**S** - 18° **M** - 28° **L** - 36°
LUMEN OUTPUT AT SOURCE	410 lm (3000K, 500mA) RGB: 176 lm, R: 64 lm G: 84 lm B: 28 lm (350mA)
DELIVERED LUMEN OUTPUT	337 lm (3000K, 500mA, 28°) RGB: 126 lm, R: 46 lm G: 60 lm B: 20 lm (350mA, 28°)
NO. AND TYPE OF LEDS	3 power LEDs
MATERIAL	body in anodized aluminium screen in frosted plexiglass
POWER SUPPLY UNIT	not included, see p. 484 and 668
POWER CABLES	includes 2x0.30 m single-core cables
WIRING	series
MOUNTING	surface mounted (wall)
NOTES	Cube C 1.2 ceiling-mounted version p. 535

CUBE W 1.1

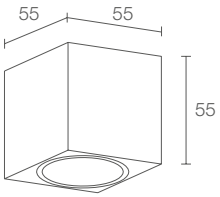

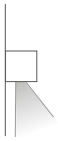

kg 0.35 IP54

A A+ A++

	max 6W max 500mA blue/white light **CU1132 E** White **CU1132 H** Anthracite **CU1132 T** Cor-ten max 3W max 350mA RGB light **CU1131 6 E** White **CU1131 6 H** Anthracite **CU1131 6 T** Cor-ten
	F - 2700K **5** - 3000K **9** - 4000K **0** - 5000K **1** - blue
	S - 18° tilted 20° **M** - 28° tilted 20° **L** - 36° tilted 20°
	410 lm (3000K, 500mA) RGB: 176 lm, R: 64 lm G: 84 lm B: 28 lm (350mA)
	295 lm (3000K, 500mA, 28°) RGB: 126 lm, R: 46 lm G: 60 lm B: 20 lm (350mA, 28°)
	3 power LEDs
	body in anodized aluminium screen in frosted plexiglass
	not included, see p. 484 and 668
	includes 2x0.30 m single-core cables
	series
	surface mounted (wall)
	Cube C 1.3 ceiling-mounted version p. 535

CUBE W

POWER SUPPLY UNITS

POWER SUPPLY UNITS

350mA

Max no. fixtures	PSU	IP	Page
1	A13350VL	20	669
1/3	A19350QL	20	669
1/5	ACUNI020T1	20	668 669
2/4	A312350QL	20	669
1/4 Dimmer	ADUNITC	20	672 673 674
1/2	A16350IP67	67	669
2/4	A312350IP67	67	669
-	RGB controller	-	679-684

500mA

Max no. fixtures	PSU	IP	Page
1	A13500TC	20	669
1/3	ACUNI020T1	20	668 669
2/3	A310500QL	20	669
1/4 Dimmer	ADUNITC	20	672 673 674
1	A14500IP67	67	669
2/3	A310500IP67	67	669

PHOTOMETRIC DATA

CUBE W 1.0

S - 18°

H (m)	Ø (m)	Lux max (3000K)
1,00	0,33	1873
2,00	0,67	468
3,00	1,00	208
4,00	1,34	117
5,00	1,67	75

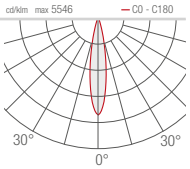

M - 28°

H (m)	Ø (m)	Lux max (3000K)
1,00	0,50	944
2,00	1,00	236
3,00	1,50	105
4,00	2,00	59
5,00	2,50	38

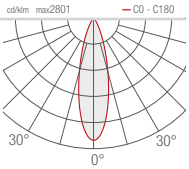

L - 36°

H (m)	Ø (m)	Lux max (3000K)
1,00	0,66	574
2,00	1,32	144
3,00	1,98	64
4,00	2,64	36
5,00	3,30	23

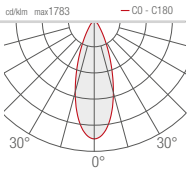

CUBE W 1.1

S - 18° tilted 20°

H (m)	Ø (m)	Lux max (3000K)
1,00	0,37	2064
2,00	0,73	516
3,00	1,10	229
4,00	1,46	129
5,00	1,83	83

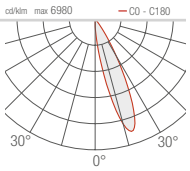

M - 28° tilted 20°

H (m)	Ø (m)	Lux max (3000K)
1,00	0,51	985
2,00	1,03	246
3,00	1,54	109
4,00	2,06	62
5,00	2,57	39

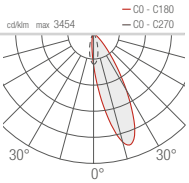

L - 36° tilted 20°

H (m)	Ø (m)	Lux max (3000K)
1,00	0,73	492
2,00	1,47	123
3,00	2,20	55
4,00	2,93	31
5,00	3,67	20

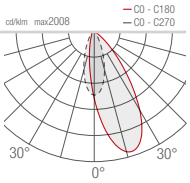

CUBE W 1.1 >
4000K, 6W, 36°, white
L&L offices, Povolaro, Dueville, Vicenza, Italy

ELLA OUT

OUTDOOR WALL MOUNTED

ELLA OUT 1.0

123 mm
7W 230Vac

ELLA OUT 2.0

208 mm
13W 230Vac

ELLA OUT 3.0

294 mm
19W 230Vac

< **ELLA OUT 1.0**
3000K, 7W, cor-ten

La Colombara, Sandrigo, Vicenza, Italy

ELLA OUT

ELLA OUT 1.0

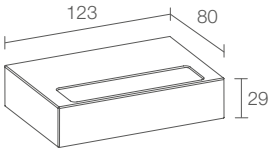

kg 0.40 IP65 IK08

A A+ A++

POWER / POWER SUPPLY CODE	7W 230Vac **EA1010 D E T** White **EA1010 D F T** Grey **EA1010 D H T** Anthracite **EA1010 D T T** Cor-ten
LED COLOUR	**F** - 2700K **5** - 3000K **9** - 4000K
OPTICS	diffuse
LUMEN OUTPUT AT SOURCE	954 lm (3000K)
DELIVERED LUMEN OUTPUT	493 lm (3000K)
NO. AND TYPE OF LEDS	18 mid-power LEDs
MATERIAL	body in aluminium screen in glass
POWER SUPPLY UNIT	built in
POWER CABLES	includes 1.5 m neoprene cable H05RN-F 3x1.0 Ø7 mm
MOUNTING	surface mounted (wall)
ACCESSORIES	see p. 490
NOTES	Ella IN 1.0 indoor version p. 468 Ello OUT 1.0 ceiling-mounted version p. 540

ELLA OUT 2.0

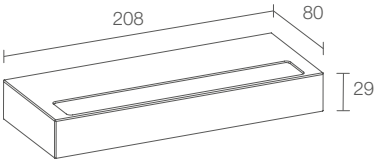

kg 0.80 IP65 IK08

A A+ A++

	13W 230Vac **EA2010** ■ **D E T** White **EA2010** ■ **D F T** Grey **EA2010** ■ **D H T** Anthracite **EA2010** ■ **D T T** Cor-ten
■	**F** - 2700K **5** - 3000K **9** - 4000K
	diffuse
	1908 lm (3000K)
	985 lm (3000K)
	36 mid-power LEDs
	body in aluminium screen in glass
	built in
	includes 1.5 m neoprene cable H05RN-F 3x1.0 Ø7 mm
	surface mounted (wall)
	see p. 490
	Ella IN 2.0 indoor version p. 469 Ello OUT 2.0 ceiling-mounted version p. 541

ELLA OUT 3.0

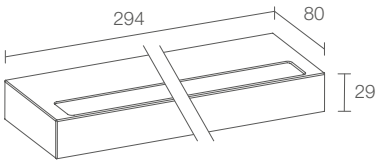

kg 1.20 IP65 IK08

A A+ A++

	19W 230Vac **EA3010** ■ **D E T** White **EA3010** ■ **D F T** Grey **EA3010** ■ **D H T** Anthracite **EA3010** ■ **D T T** Cor-ten
■	**F** - 2700K **5** - 3000K **9** - 4000K
	diffuse
	2862 lm (3000K)
	1478 lm (3000K)
	54 mid-power LEDs
	body in aluminium screen in glass
	built in
	includes 1.5 m neoprene cable H05RN-F 3x1.0 Ø7 mm
	surface mounted (wall)
	see p. 490
	Ella IN 3.0 indoor version p. 469 Ello OUT 3.0 ceiling-mounted version p. 541

ELLA OUT

ACCESSORIES

ACCESSORIES
FOR INSTALLATION



WD0651E - White
WD0651F - Grey
WD0651H - Anthracite
WD0651T - Cor-ten

Spacer for 15° inclination
RAL finish available on request

(Ella OUT 1.0)



WD0652E - White
WD0652F - Grey
WD0652H - Anthracite
WD0652T - Cor-ten

Spacer for 15° inclination
RAL finish available on request

(Ella OUT 2.0)



WD0653E - White
WD0653F - Grey
WD0653H - Anthracite
WD0653T - Cor-ten

Spacer for 15° inclination
RAL finish available on request

(Ella OUT 3.0)

ELLA OUT: STANDARD FINISHES

White

Grey

Anthracite

Cor-ten

ELLA OUT

PHOTOMETRIC DATA

ELLA OUT 1.0

D - Diffuse

H (m)	Ø (m)	Lux max (3000K)
1,00	1,55	262
2,00	3,11	66
3,00	4,66	29
4,00	6,21	16
5,00	7,76	10

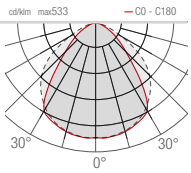

ELLA OUT 2.0

D - Diffuse

H (m)	Ø (m)	Lux max (3000K)
1,00	1,55	525
2,00	3,11	131
3,00	4,66	58
4,00	6,21	33
5,00	7,76	21

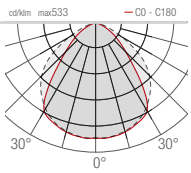

ELLA OUT 3.0

D - Diffuse

H (m)	Ø (m)	Lux max (3000K)
1,00	1,55	787
2,00	3,11	197
3,00	4,66	87
4,00	6,21	49
5,00	7,76	31

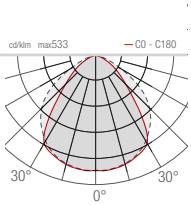

ELLA OUT 1.0
without spacer

ELLA OUT 1.0
with spacer (15° inclination)

GEKO

OUTDOOR WALL MOUNTED

GEKO 5.0

10W 230Vac
16W 230Vac
single beam
diffuse version

GEKO 5.1

10W 230Vac

single beam
optics version

GEKO 6.0

16W 230Vac
28W 230Vac
double beam
diffuse version

GEKO 6.1

20W 230Vac

double beam
optics version

< **GEKO 5.1**
3000K, asymmetrical, customized version
with 13W power and RAL red finish

Photo © Saverio Lombardi Vallauri
Basilica of Sant'Ambrogio, Milan, Italy

GEKO 5

GEKO 5.0

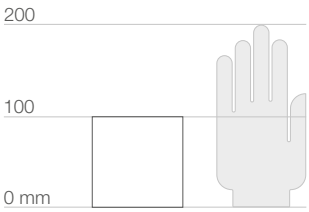

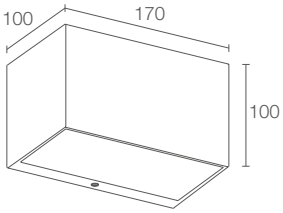

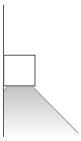

Diffuse version

kg 1.90 IP65 IK07

A A+ A++

GEKO 5.1

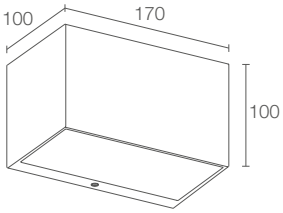

Optics version

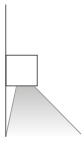

Asymmetrical optics version

kg 1.90 IP65 IK07

A A+ A++ PID

POWER / POWER SUPPLY CODE	10W 230Vac **GK5010 D E** White **GK5010 D F** Grey **GK5010 D H** Anthracite **GK5010 D T** Cor-ten 16W 230Vac **GK5011 D E** White **GK5011 D F** Grey **GK5011 D H** Anthracite **GK5011 D T** Cor-ten	10W 230Vac **GK5110 E** White **GK5110 F** Grey **GK5110 H** Anthracite **GK5110 T** Cor-ten
LED COLOUR	**F** - 2700K **5** - 3000K **9** - 4000K	**F** - 2700K **5** - 3000K **9** - 4000K **0** - 5000K
OPTICS	diffuse	**T** - 7° **S** - 10° **F** - 30° **K** - 70° **W** - 10°x45° **A** - asymmetrical
LUMEN OUTPUT AT SOURCE	713 lm (3000K, 10W) 1120 lm (3000K, 16W)	727 lm (3000K)
DELIVERED LUMEN OUTPUT	531 lm (3000K, 10W) 831 lm (3000K, 16W)	535 lm (3000K, 30°)
NO. AND TYPE OF LEDS	power LED matrix	5 power LEDs
MATERIAL	body in die-cast aluminium screen in serigraphed, sandblasted, tempered extra-clear glass	body in die-cast aluminium screen in serigraphed, transparent, tempered extra-clear glass
POWER SUPPLY UNIT	built in	built in
POWER CABLES	connection box with 0.30 m cable	connection box with 0.30 m cable
MOUNTING	surface mounted (wall)	surface mounted (wall)
ACCESSORIES	see p. 496	see p. 496

GEKO 6

GEKO 6.0

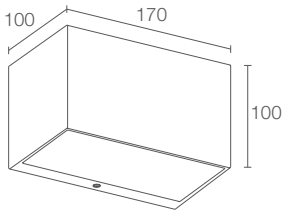

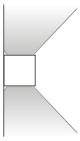

Diffuse version

kg 2.00 IP65 IK07

A A+ A++

GEKO 6.1

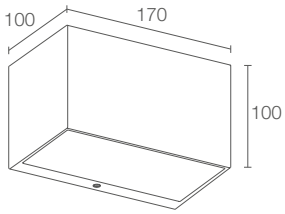

Optics version

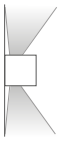

Asymmetrical optics version

kg 2.00 IP65 IK07

A A+ A++ PID

	GEKO 6.0	GEKO 6.1
POWER / POWER SUPPLY CODE	16W 230Vac **GK6010 D E** White **GK6010 D F** Grey **GK6010 D H** Anthracite **GK6010 D T** Cor-ten 28W 230Vac **GK6011 D E** White **GK6011 D F** Grey **GK6011 D H** Anthracite **GK6011 D T** Cor-ten	20W 230Vac **GK6110 E** White **GK6110 F** Grey **GK6110 H** Anthracite **GK6110 T** Cor-ten
LED COLOUR	**F** - 2700K **5** - 3000K **9** - 4000K	**F** - 2700K **5** - 3000K **9** - 4000K **0** - 5000K
OPTICS	diffuse	**T** - 7° **S** - 10° **F** - 30° **K** - 70° **W** - 10°x45° **A** - asymmetrical
LUMEN OUTPUT AT SOURCE	713 lm (3000K, 16W) per beam 1120 lm (3000K, 28W) per beam	727 lm (3000K) per beam
DELIVERED LUMEN OUTPUT	531 lm (3000K, 16W) per beam 831 lm (3000K, 28W) per beam	535 lm (3000K, 30°) per beam
NO. AND TYPE OF LEDS	power LED matrix	10 (5+5) power LEDs
MATERIAL	body in die-cast aluminium screen in serigraphed, sandblasted, tempered extra-clear glass	body in die-cast aluminium screen in serigraphed, transparent, tempered extra-clear glass
POWER SUPPLY UNIT	built in	built in
POWER CABLES	connection box with 0.30 m cable	connection box with 0.30 m cable
MOUNTING	surface mounted (wall)	surface mounted (wall)
ACCESSORIES	see p. 496	see p. 496

GEKO

ACCESSORIES

ACCESSORIES
FOR INSTALLATION



WD0300E - White
WD0300F - Grey
WD0300H - Anthracite
WD0300T - Cor-ten

Spacer

GEKO 5.1
with asymmetrical optics

GEKO 5.1
with 70° optics

GEKO

PHOTOMETRIC DATA

GEKO 5.0

D - Diffuse

H (m)	Ø (m)	Lux max (3000K) 10W	16W
1,00	2,72	201	311
2,00	5,43	51	78
3,00	8,15	23	35
4,00	10,86	13	19
5,00	13,58	9	12

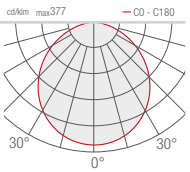

GEKO 5.1

T - 7°

H (m)	Ø (m)	Lux max (3000K)
1,00	0,06	17308
2,00	0,13	4327
3,00	0,25	1923
4,00	0,31	1082
5,00	0,38	692

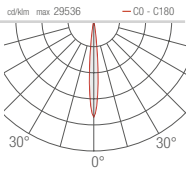

S - 10°

H (m)	Ø (m)	Lux max (3000K)
1,00	0,23	9082
2,00	0,46	2271
3,00	0,69	1009
4,00	0,92	568
5,00	1,15	363

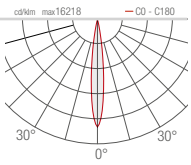

F - 30°

H (m)	Ø (m)	Lux max (3000K)
1,00	0,56	1479
2,00	1,12	370
3,00	1,68	164
4,00	2,24	92
5,00	2,79	59

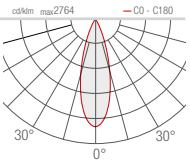

K - 70°

H (m)	Ø (m)	Lux max (3000K)
1,00	1,48	387
2,00	2,95	97
3,00	4,43	43
4,00	5,91	24
5,00	7,38	15

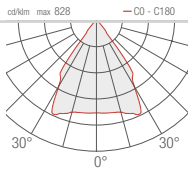

W - 10°x45°

H (m)	Ø (m)	Ø (m)	Lux max (3000K)
1,00	0,19	0,86	2625
2,00	0,37	1,71	656
3,00	0,56	2,57	292
4,00	0,74	3,42	164
5,00	0,93	4,28	105

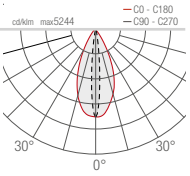

A - Asymmetrical

H (m)	Ø (m)	Lux max (3000K)
1,00	3,26	212
2,00	6,52	53
3,00	9,78	24
4,00	13,04	13
5,00	16,30	8

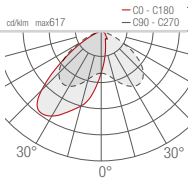

KOCCA

OUTDOOR WALL MOUNTED

KOCCA 1.1

120x100 mm
single beam
4W 230Vac
8.5W 230Vac

KOCCA 1.2

120x100 mm
double beam
7W 230Vac
15W 230Vac



KOCCA 1.3

120x100 mm
3 beams
10W 230Vac

KOCCA 1.4

120x100 mm
4 beams
13W 230Vac

KOCCA 3.1

170x150 mm
single beam
12W 230Vac
18W 230Vac

KOCCA 3.2

170x150 mm
double beam
15W 230Vac
21W 230Vac
36W 230Vac

KOCCA 3.4

170x150 mm
4 beams
30W 230Vac
40W 230Vac

< **KOCCA 1.2**
3000K, 15W,
asymmetrical 10° - asymmetrical 70°, white

KOCCA 1

KOCCA 1.1

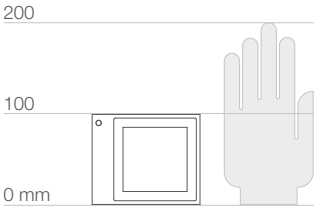

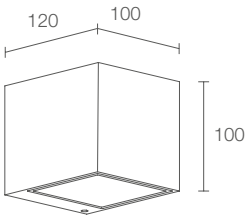

kg 1.80 IP65 IK07

A A+ A++ PID

KOCCA 1.2

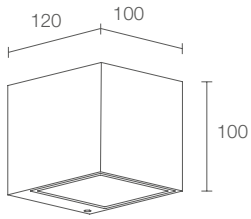

kg 1.66 IP65 IK07

A A+ A++ PID

	KOCCA 1.1	KOCCA 1.2
POWER / POWER SUPPLY CODE	4W 230Vac optics version **KA1110 E** White **KA1110 F** Grey **KA1110 H** Anthracite **KA1110 T** Cor-ten 8.5W 230Vac optics version **KA1111 E** White **KA1111 F** Grey **KA1111 H** Anthracite **KA1111 T** Cor-ten 8.5W 230Vac diffuse version **KA1111 D E** White **KA1111 D F** Grey **KA1111 D H** Anthracite **KA1111 D T** Cor-ten	7W 230Vac optics version **KA1210 E** White **KA1210 F** Grey **KA1210 H** Anthracite **KA1210 T** Cor-ten 15W 230Vac optics version **KA1211 E** White **KA1211 F** Grey **KA1211 H** Anthracite **KA1211 T** Cor-ten 15W 230Vac diffuse version **KA1211 D E** White **KA1211 D F** Grey **KA1211 D H** Anthracite **KA1211 D T** Cor-ten
LED COLOUR	**F** - 2700K **5** - 3000K **9** - 4000K	**F** - 2700K **5** - 3000K **9** - 4000K
OPTICS	**W** - asymmetrical 10° **K** - asymmetrical 70° **A** - asymmetrical 140°	**W** - asymmetrical 10° **K** - asymmetrical 70° **A** - asymmetrical 140°
LUMEN OUTPUT AT SOURCE	184 lm (3000K, 4W) 657 lm (3000K, 8.5W)	184 lm (3000K, 7W) per beam 657 lm (3000K, 15W) per beam
DELIVERED LUMEN OUTPUT	119 lm (3000K, asymmetrical 70°, 4W) 382 lm (3000K, asymmetrical 70°, 8.5W) 478 lm (3000K, diffuse version)	119 lm (3000K, asymmetrical 70°, 7W) per beam 382 lm (3000K, asymmetrical 70°, 15W) per beam 478 lm (3000K, diffuse version) per beam
NO. AND TYPE OF LEDS	1 power LED (4W) 1 high-intensity power LED (8.5W)	2 power LEDs (7W) 2 high-intensity power LEDs (15W)
MATERIAL	body in die-cast aluminium screen in serigraphed, tempered, transparent extra-clear glass (optics version) screen in serigraphed, tempered extra-clear glass and opal PMMA (diffuse version)	body in die-cast aluminium screen in serigraphed, tempered, transparent extra-clear glass (optics version) screen in serigraphed, tempered extra-clear glass and opal PMMA (diffuse version)
POWER SUPPLY UNIT	built in	built in
POWER CABLES	connection box with 0.50 m cable H05RN-F 2x0.75 Ø6.3 mm	connection box with 0.50 m cable H05RN-F 2x0.75 Ø6.3 mm
MOUNTING	surface mounted (wall)	surface mounted (wall)

KOCCA 1.3

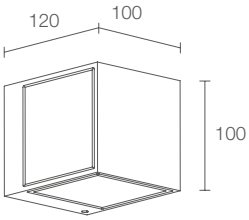

kg 1.35 IP65 IK07

A A+ A++ PID

10W 230Vac optics version

KA1310 **E** White
KA1310 **F** Grey
KA1310 **H** Anthracite
KA1310 **T** Cor-ten

	F - 2700K **5** - 3000K **9** - 4000K
	W- asymmetrical 10° **K** - asymmetrical 70° **A** - asymmetrical 140°
	184 lm (3000K) per beam
	119 lm (3000K, asymmetrical 70°) per beam
	3 power LEDs
	body in die-cast aluminium screen in serigraphed, tempered, transparent extra-clear glass
	built in
	connection box with 0.50 m cable H05RN-F 2x0.75 Ø6.3 mm
	surface mounted (wall)

KOCCA 1.4

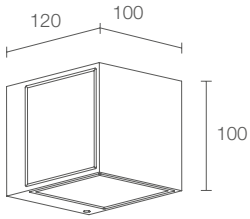

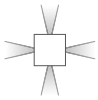

kg 1.50 IP65 IK07

A A+ A++ PID

13W 230Vac optics version

KA1410 **E** White
KA1410 **F** Grey
KA1410 **H** Anthracite
KA1410 **T** Cor-ten

	F - 2700K **5** - 3000K **9** - 4000K
	W- asymmetrical 10° **K** - asymmetrical 70° **A** - asymmetrical 140°
	184 lm (3000K) per beam
	119 lm (3000K, asymmetrical 70°) per beam
	4 power LEDs
	body in die-cast aluminium screen in serigraphed, tempered, transparent extra-clear glass
	built in
	connection box with 0.50 m cable H05RN-F 2x0.75 Ø6.3 mm
	surface mounted (wall)

KOCCA 3

v
KOCCA 3.1
3000K, 18W, 7°, anthracite
TAK 1.1
3000K, 18W, 70°, anthracite

Project by / Amatori Architettura d'Interni
Light planning by / Litek
Listrop Viaggi & Turismo, Rosà, Vicenza, Italy

KOCCA 3.1

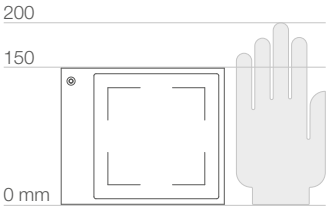

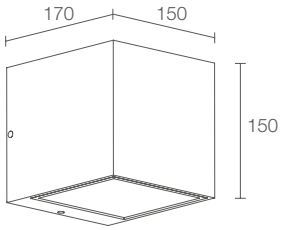

kg 3.00 IP65 IK06

A A+ A++ PID

POWER / POWER SUPPLY CODE	12W 230Vac diffuse version **KA3110 D E** White **KA3110 D F** Grey **KA3110 D H** Anthracite **KA3110 D T** Cor-ten 12W 230Vac optics version **KA3110 E** White **KA3110 F** Grey **KA3110 H** Anthracite **KA3110 T** Cor-ten 18W 230Vac optics version **KA3111 E** White **KA3111 F** Grey **KA3111 H** Anthracite **KA3111 T** Cor-ten
LED COLOUR	**F** - 2700K **5** - 3000K **9** - 4000K
OPTICS	**T** - 7° **S** - 10° **F** - 30°
LUMEN OUTPUT AT SOURCE	727 lm (3000K, optics version, 12W) 1308 lm (3000K, optics version, 18W) 625 lm (3000K, diffuse version)
DELIVERED LUMEN OUTPUT	631 lm (3000K, 30°, 12W) 1137 lm (3000K, 30°, 18W) 441 lm (3000K, diffuse version)
NO. AND TYPE OF LEDS	5, 9 power LEDs (optics version) power LED matrix (diffuse version)
MATERIAL	body in die-cast aluminium screen in serigraphed, tempered, transparent extra-clear glass (optics version) screen in serigraphed, sandblasted, tempered extra-clear glass (diffuse version)
POWER SUPPLY UNIT	built in
POWER CABLES	connection box with 0.50 m cable H05RN-F 2x0.75 Ø6.3 mm
MOUNTING	surface mounted (wall)
ACCESSORIES	see p. 505
NOTES	DALI and 1-10V versions available on request

KOCCA 3.2

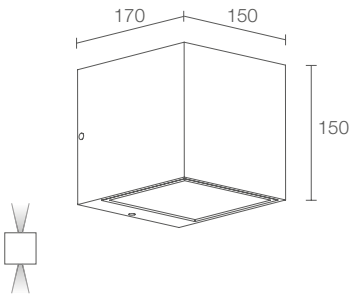

kg 3.50 IP65 IK06

A A+ A++ PID

15W 230Vac diffuse version
KA3210 D E White
KA3210 D F Grey
KA3210 D H Anthracite
KA3210 D T Cor-ten

21W 230Vac optics version
KA3210 E White
KA3210 F Grey
KA3210 H Anthracite
KA3210 T Cor-ten

36W 230Vac optics version
KA3211 E White
KA3211 F Grey
KA3211 H Anthracite
KA3211 T Cor-ten

F - 2700K
5 - 3000K
9 - 4000K

T - 7°
S - 10°
F - 30°

727 lm (3000K, optics version, 21W) per beam
1308 lm (3000K, optics version, 36W) per beam
625 lm (3000K, diffuse version) per beam

631 lm (3000K, 30°, 21W) per beam
1137 lm (3000K, 30°, 36W) per beam
441 lm (3000K, diffuse version) per beam

10 (5+5), 18 (9+9) power LEDs (optics version)
power LED matrix (diffuse version)

body in die-cast aluminium
screen in serigraphed, tempered, transparent extra-clear glass (optics version)
screen in serigraphed, sandblasted, tempered extra-clear glass (diffuse version)

built in

connection box with 0.50 m cable
H05RN-F 2x0.75 Ø6.3 mm

surface mounted (wall)

see p. 505

DALI and 1-10V versions available on request

KOCCA 3.4

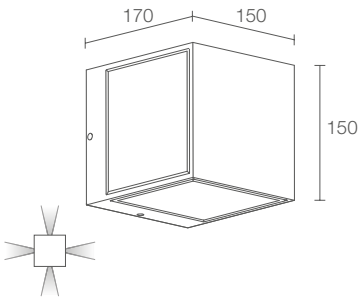

kg 4.00 IP65 IK06

A A+ A++ PID

30W 230Vac diffuse version
40W 230Vac optics version
KA3410 E White
KA3410 F Grey
KA3410 H Anthracite
KA3410 T Cor-ten

F - 2700K
5 - 3000K
9 - 4000K

T - 7°
S - 10°
F - 30°
D - diffuse

727 lm (3000K, optics version) per beam
625 lm (3000K, diffuse version) per beam

631 lm (3000K, 30°) per beam
441 lm (3000K, diffuse version) per beam

20 (5+5+5+5) power LEDs (optics version)
power LED matrix (diffuse version)

body in die-cast aluminium
screen in serigraphed, tempered, transparent extra-clear glass (optics version)
screen in serigraphed, sandblasted, tempered extra-clear glass (diffuse version)

built in

connection box with 0.50 m cable
H05RN-F 2x0.75 Ø6.3 mm

surface mounted (wall)

see p. 505

KOCCA

PHOTOMETRIC DATA

KOCCA 1.1
4W

h 2000 mm

W - Asymmetrical 10°

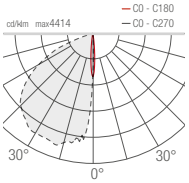

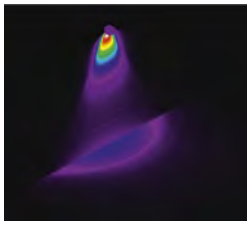

h 2000 mm

K - Asymmetrical 70°

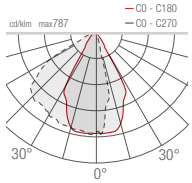

KOCCA 1.1
8.5W



h 2000 mm

W - Asymmetrical 10°

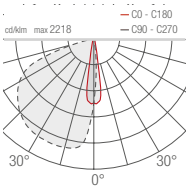

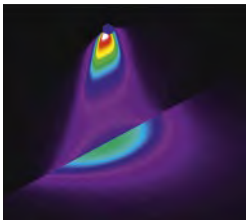

h 2000 mm

K - Asymmetrical 70°

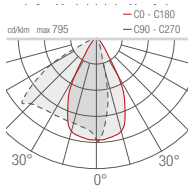

KOCCA 3.1

T - 7°

		Lux max (3000K)	
H (m)	Ø (m)	**12W**	**18W**
0,50	0,06	69234	124880
1,00	0,13	17308	31220
2,00	0,25	4327	7805
2,50	0,31	2769	4995
3,00	0,38	1923	3469

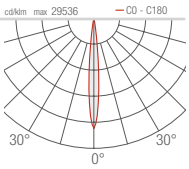

S - 10°

		Lux max (3000K)	
H (m)	Ø (m)	**12W**	**18W**
0,50	0,09	56171	101308
1,00	0,19	14043	25327
2,00	0,38	3511	6332
2,50	0,47	2247	4052
3,00	0,57	1560	2814

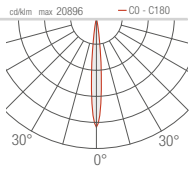



KOCCA 1.4 >
with asymmetrical optics 10°



h 2000 mm

A - Asymmetrical 140°

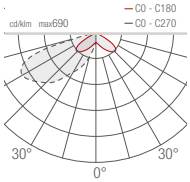

Illuminance pseudo colours

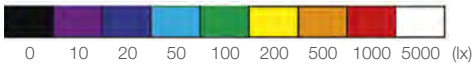



h 2000 mm

A - Asymmetrical 140°

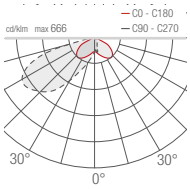



h 2000 mm

D - Diffuse

H (m)	Ø (m)	Lux max (3000K)
1,00	2,35	210
2,00	4,70	53
3,00	7,06	23
4,00	9,41	13
5,00	11,76	8

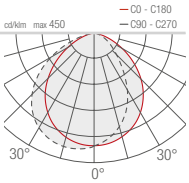

F - 30°

H (m)	Ø (m)	Lux max (3000K) 12W	18W
0,50	0,29	6662	12004
1,00	0,58	1665	3001
2,00	1,15	416	750
2,50	1,44	266	480
3,00	1,73	185	333

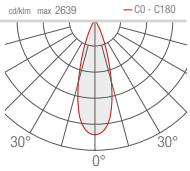

D - Diffuse

H (m)	Ø (m)	Lux max (3000K)
0,50	1,44	168
1,00	3,10	42
2,00	6,20	19
2,50	7,60	10
3,00	9,30	7

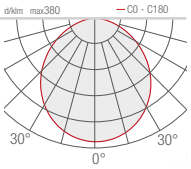

ACCESSORIES

ACCESSORIES FOR INSTALLATION



WD0400E - White
WD0400F - Grey
WD0400H - Anthracite
WD0400T - Cor-ten

Spacer
(Kocca 3)

PALLADIANO

OUTDOOR WALL MOUNTED

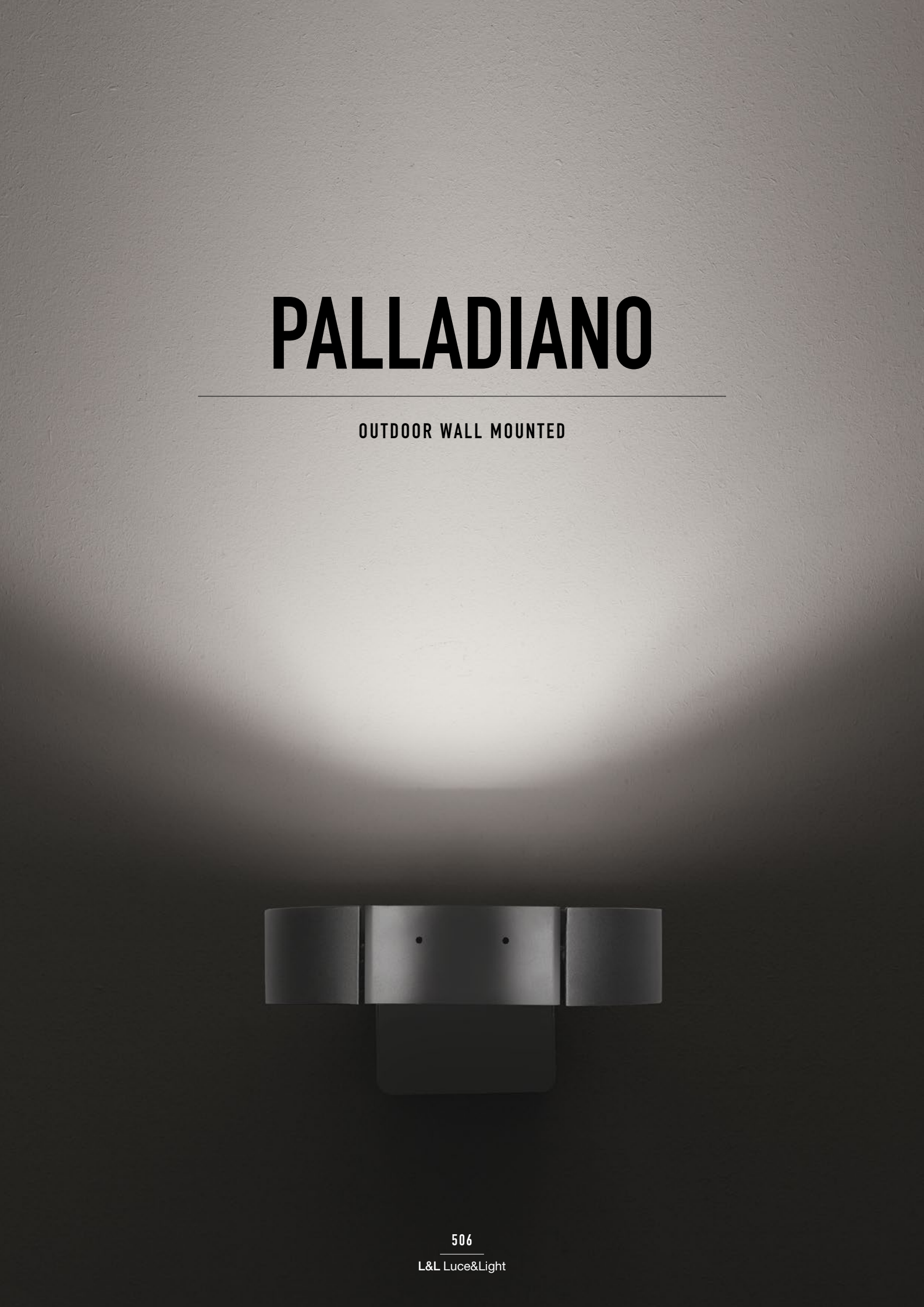

PALLADIANO 1.0

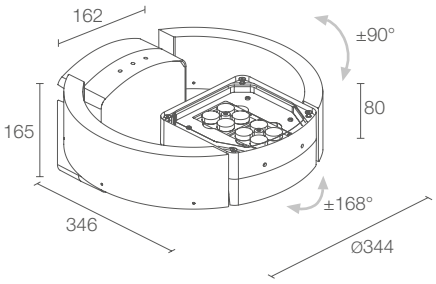

Optics not included

kg 6.50 IP66 IK10

A A+ A++ IPS PID SPD

POWER SUPPLY **CODE**	230Vac **PD101** ■■■■ **E** White **PD101** ■■■■ **H** Anthracite **PD101** ■■■■ **T** Cor-ten **PD101** ■■■■ **U** Copper
■ **POWER**	**0** - 38W **1** - 55W
■ **CRI**	**0** - 80 CRI **1** - 90 CRI
■ **LED COLOUR**	**F** - 2700K **5** - 3000K **9** - 4000K
■ **CONTROL SYSTEM**	**0** - 1-10V+PUSH **1** - DALI **2** - virtual midnight **3** - on/off
LUMEN OUTPUT AT SOURCE	3905 lm (3000K, 38W, CRI 80) 3617 lm (3000K, 38W, CRI 90) 5256 lm (3000K, 55W, CRI 80) 4864 lm (3000K, 55W, CRI 90)
DELIVERED LUMEN OUTPUT	2300 lm (3000K, 45°, 38W, CRI 80) 2070 lm (3000K, 45°, 38W, CRI 90) 3200 lm (3000K, 45°, 55W, CRI 80) 2850 lm (3000K, 45°, 55W, CRI 90)
NO. AND TYPE OF LEDS	8 high-intensity power LEDs
MATERIAL	body in die-cast aluminium screen in serigraphed, transparent polycarbonate
POWER SUPPLY UNIT	built in
POWER CABLES	includes 5 m neoprene cable H05RN-F 2x1.00/1.00 Ø6.8 mm
MOUNTING	surface mounted (wall)
ACCESSORIES	see p. 508
DESIGN BY	Francesco Iannone

PALLADIANO

ACCESSORIES

ACCESSORIES FOR INSTALLATION

WM0412E White
WM0412H Anthracite
WM0412T Cor-ten
WM0412U Copper
Base plate
for wall-mounted installation

WM0410E White
WM0410H Anthracite
WM0410T Cor-ten
WM0410U Copper
Bracket for spacer mounting

320 mm
WD0410E White
WD0410H Anthracite
WD0410T Cor-ten
WD0410U Copper
Spacer

640 mm
WD0411E White
WD0411H Anthracite
WD0411T Cor-ten
WD0411U Copper
Spacer

OPTICAL ACCESSORIES

WR0301 - 15°
WR0302 - 24°
WR0303 - 38°
WR0304 - 54°
WR0305 - 14°x56°
Optics

WR0306 - 153°x107°
WR0307 - 85°x85°
WR0308 - 130°x130°
WR0309 - 119°x92°
WR0310 - 158°x110°
WR0311 - 149°x106°
WR0312 - 160°x112°
WR0313 - 162°x116°
WR0314 - 165°x110°
WR0315 - 145°x115°
WR0316 - 110°x80°
WR0317 - 145°x120°
WR0318 - 135°x135°
WR0319 - 47°x47°
WR0320 - 90°x90°
Street optics

OPTICAL ACCESSORIES

WR0321 - Water
WR0322 - Blue water
Shadow-effect filter

WR0323 - Forest
WR0324 - Green forest
Shadow-effect filter



WR0325 - Rain
WR0326 - Blue rain
Shadow-effect filter

WR0327 - Leaves
WR0328 - Green leaves
Shadow-effect filter

WR0329 - Blurred
WR0330 - Orange blurred
Shadow-effect filter

WR0331 - Path
WR0332 - Green path
Shadow-effect filter

WR0333 - Red
WR0334 - Green
WR0335 - Blue
Colour filter

Shadow-effect filter: order instead of optics
Colour filter: order in addition to optics 15°, 24°, 38°, 54°, 14°x56°

ARMS ROTATABLE IN STEPS OF 30°

HEAD ROTATION THROUGH 336° AND LIGHTING EFFECT



PALLADIANO

PHOTOMETRIC DATA

WR0301 - 15° CRI 80

		Lux max (3000K)	
H (m)	Ø (m)	**38W**	**55W**
2,00	0,52	5892	8206
4,00	1,05	1473	2051
6,00	1,57	655	912
8,00	2,10	368	513
10,00	2,62	236	328

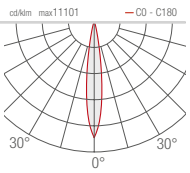

WR0302 - 24° CRI 80

		Lux max (3000K)	
H (m)	Ø (m)	**38W**	**55W**
2,00	0,83	2754	3836
4,00	1,66	689	959
6,00	2,49	306	426
8,00	3,32	172	240
10,00	4,14	110	153

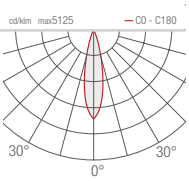

WR0305 - 14°x56° CRI 80

		Lux max (3000K)		
H (m)	Ø (m)	Ø (m)	**38W**	**55W**
2,00	0,48	2,14	1747	2434
4,00	0,97	4,29	437	608
6,00	1,45	6,43	194	270
8,00	1,93	8,58	109	152
10,00	2,42	10,72	70	97

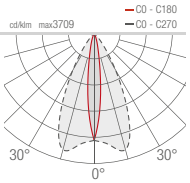

WR0306 - 153°x107°

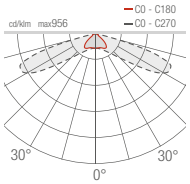

WR0307 - 85°x85°

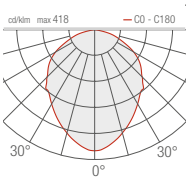

WR0308 - 130°x130°

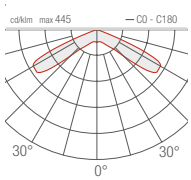

WR0309 - 119°x92°

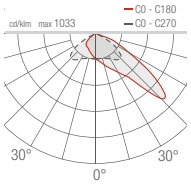

WR0314 - 165°x110°

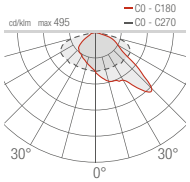

WR0315 - 145°x115°

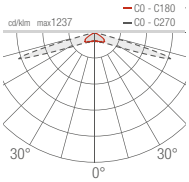

WR0316 - 110°x80°

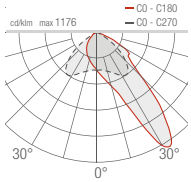

WR0317 - 145°x120°

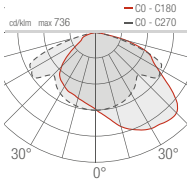

WR0303 - 38° CRI 80

		Lux max (3000K)	
H (m)	Ø (m)	**38W**	**55W**
2,00	1,36	1149	1601
4,00	2,73	287	400
6,00	4,09	128	178
8,00	5,46	72	100
10,00	6,82	46	64

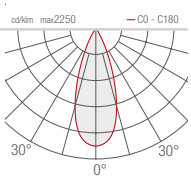

WR0304 - 54° CRI 80

		Lux max (3000K)	
H (m)	Ø (m)	**38W**	**55W**
2,00	2,09	567	790
4,00	4,18	142	197
6,00	6,27	63	88
8,00	8,36	35	49
10,00	10,45	23	32

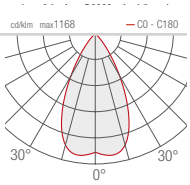

WR0310 - 158°x110°

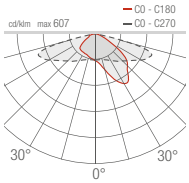

WR0311 - 149°x106°

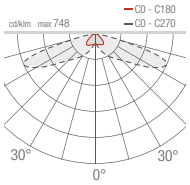

WR0312 - 160°x112°

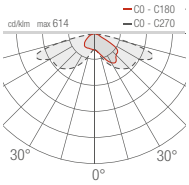

WR0313 - 162°x116°

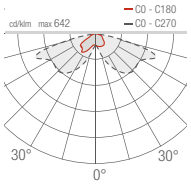

WR0318 - 135°x135°

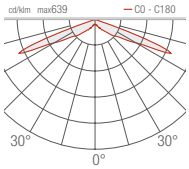

WR0319 - 47°x47°

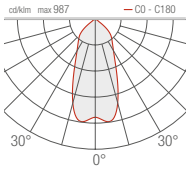

WR0320 - 90°x90°

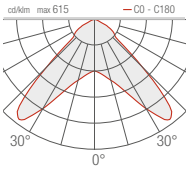

UPDOWN

OUTDOOR WALL MOUNTED

UPDOWN 3.0

max 3W/6W
max 350/500mA
single beam

UPDOWN 3.6

6W 24Vdc
single beam

UPDOWN 4.0

max 6W
max 350mA
double beam

UPDOWN 4.6

6W 24Vdc
double beam

UPDOWN 6.0

max 4W
max 500mA
double beam

UPDOWN 7.0

max 4W/6W/8W
max 500mA
2, 3, 4 beams

< **UPDOWN 4.0**
3000K, 6W, 15°, anodized aluminium
SMOOTHY 2.0
3000K, 6W, 7°, with honeycomb louvre

L&L stand, Light+Building 2014
Frankfurt am Main, Germany

UPDOWN 3

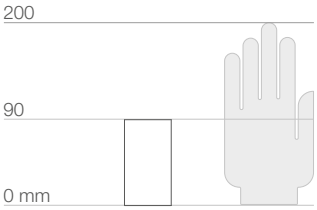

UPDOWN 3.0

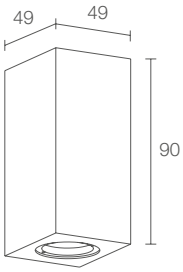

UPDOWN 3.6

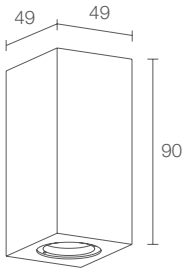

kg 0.34 IP65

A A+ A++

POWER / POWER SUPPLY CODE	max 6W max 500mA blue/white light **UD3032 ■ ■ E** White **UD3032 ■ ■ A** Anodized aluminium **UD3032 ■ ■ H** Anthracite **UD3032 ■ ■ T** Cor-ten max 3W max 350mA RGB light **UD3031 6 ■ E** White **UD3031 6 ■ A** Anodized aluminium **UD3031 6 ■ H** Anthracite **UD3031 6 ■ T** Cor-ten
■ **LED COLOUR**	**F** - 2700K **5** - 3000K **9** - 4000K **0** - 5000K **1** - blue
■ **OPTICS**	**S** - 15° **M** - 22° **L** - 54°
LUMEN OUTPUT AT SOURCE	436 lm (3000K, 500mA) RGB: 160 lm, R: 59 lm G: 76 lm B: 25 lm (350mA)
DELIVERED LUMEN OUTPUT	239 lm (3000K, 500mA, 22°) RGB: 114 lm, R: 42 lm G: 54 lm B: 18 lm (350mA, 22°)
NO. AND TYPE OF LEDS	3 power LEDs
MATERIAL	body in aluminium screen in transparent extra-clear glass
POWER SUPPLY UNIT	not included, see p. 519 and 668
POWER CABLES	includes 0.30 m PVC cable FROR 2x0.35 Ø3.5 mm
WIRING	series
MOUNTING	surface mounted (wall)
ACCESSORIES	see p. 518

kg 0.34 IP65

A A+ A++

	6W 24Vdc **UD3600 ■ ■ E** White **UD3600 ■ ■ A** Anodized aluminium **UD3600 ■ ■ H** Anthracite **UD3600 ■ ■ T** Cor-ten
■	**F** - 2700K **5** - 3000K **9** - 4000K **0** - 5000K **1** - blue
■	**S** - 15° **M** - 22° **L** - 54°
	436 lm (3000K)
	239 lm (3000K, 22°)
	3 power LEDs
	body in aluminium screen in transparent extra-clear glass
	not included, see p. 519
	includes 0.30 m PVC cable FROR 2x0.35 Ø3.5 mm
	parallel
	surface mounted (wall)
	see p. 518

UPDOWN 4

UPDOWN 4.0

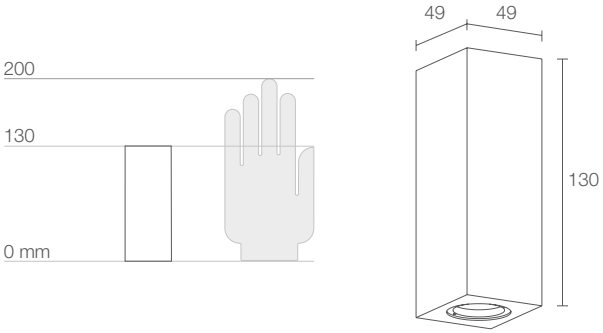

kg 0.60 IP65

A A+ A++

UPDOWN 4.6



kg 0.60 IP65

A A+ A++

POWER / POWER SUPPLY	max 6W max 350mA	6W 24Vdc
CODE	**UD4061** ■■■ **E** White **UD4061** ■■■ **A** Anodized aluminium **UD4061** ■■■ **H** Anthracite **UD4061** ■■■ **T** Cor-ten	**UD4600** ■■■ **E** White **UD4600** ■■■ **A** Anodized aluminium **UD4600** ■■■ **H** Anthracite **UD4600** ■■■ **T** Cor-ten
■ **LED COLOUR**	**F** - 2700K **5** - 3000K **9** - 4000K **0** - 5000K **1** - blue **6** - RGB	■ **F** - 2700K **5** - 3000K **9** - 4000K **0** - 5000K **1** - blue
■ **OPTICS**	UP optics: **S** - 15° **M** - 22° **L** - 54° DOWN optics: **S** - 15° **M** - 22° **L** - 54°	■ UP optics: **S** - 15° **M** - 22° **L** - 54° DOWN optics: **S** - 15° **M** - 22° **L** - 54°
LUMEN OUTPUT AT SOURCE	236 lm (3000K, 350mA) per beam RGB: 160 lm, R: 59 lm G: 76 lm B: 25 lm (350mA) per beam	236 lm (3000K) per beam
DELIVERED LUMEN OUTPUT	182 lm (3000K, 350mA, 22°) per beam RGB: 114 lm, R: 42 lm G: 54 lm B: 18 lm (350mA, 22°) per beam	182 lm (3000K, 22°) per beam
NO. AND TYPE OF LEDS	6 (3+3) power LEDs	6 (3+3) power LEDs
MATERIAL	body in aluminium screen in transparent extra-clear glass	body in aluminium screen in transparent extra-clear glass
POWER SUPPLY UNIT	not included, see p. 519 and 668	not included, see p. 519
POWER CABLES	includes 0.30 m PVC cable FROR 2x0.35 Ø3.5 mm	includes 0.30 m PVC cable FROR 2x0.35 Ø3.5 mm
WIRING	series	parallel
MOUNTING	surface mounted (wall)	surface mounted (wall)
ACCESSORIES	see p. 518	see p. 518

UPDOWN 6

UPDOWN 6.0

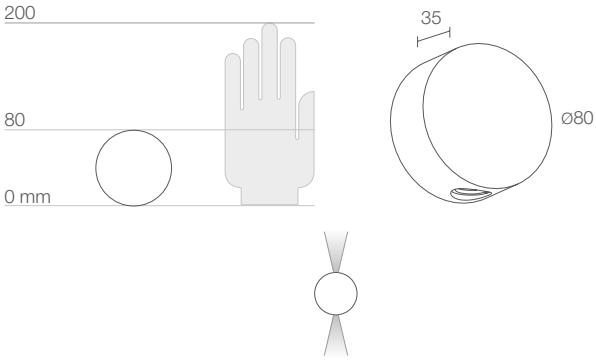

kg 0.36 IP65

A A+ A++

POWER / POWER SUPPLY	max 4W max 500mA
CODE	**UD6022** ■■■ **E** White **UD6022** ■■■ **A** Anodized aluminium **UD6022** ■■■ **H** Anthracite **UD6022** ■■■ **T** Cor-ten
■ **LED COLOUR**	**F** - 2700K **5** - 3000K **9** - 4000K **0** - 5000K **1** - blue
■ **OPTICS**	UP optics: DOWN optics: **S** - 10° **S** - 10° **M** - 20° **M** - 20° **L** - 40° **L** - 40°
LUMEN OUTPUT AT SOURCE	145 lm (3000K, 500mA) per beam
DELIVERED LUMEN OUTPUT	103 lm (3000K, 500mA, 20°) per beam
NO. AND TYPE OF LEDS	2 power LEDs
MATERIAL	body in aluminium screen in tempered, transparent glass
POWER SUPPLY UNIT	not included, see p. 519 and 668
POWER CABLES	includes 0.30 m PVC cable FROR 2x0.35 Ø3.5 mm
WIRING	series
MOUNTING	surface mounted (wall)
NOTES	version with RGB LED colour available on request

UPDOWN 7

UPDOWN 7.0

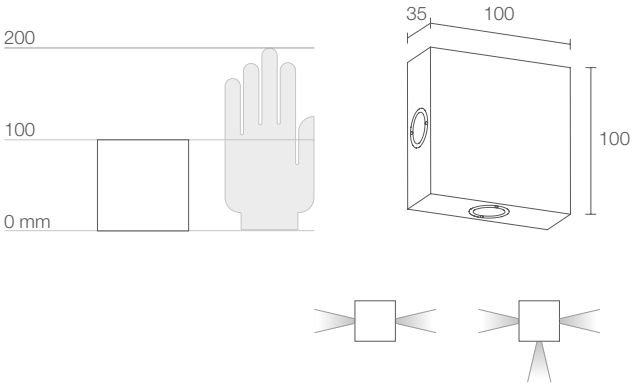

kg 0.70 IP65

A A+ A++

POWER / POWER SUPPLY CODE	max 4W max 500mA double beam **UD7022 ■■ E** White **UD7022 ■■ A** Anodized aluminium **UD7022 ■■ H** Anthracite **UD7022 ■■ T** Cor-ten max 6W max 500mA 3 beams **UD7032 ■■ E** White **UD7032 ■■ A** Anodized aluminium **UD7032 ■■ H** Anthracite **UD7032 ■■ T** Cor-ten max 8W max 500mA 4 beams **UD7042 ■■ E** White **UD7042 ■■ A** Anodized aluminium **UD7042 ■■ H** Anthracite **UD7042 ■■ T** Cor-ten
■ LED COLOUR	**F** - 2700K **5** - 3000K **9** - 4000K **0** - 5000K **1** - blue
■ OPTICS	**S** - 10° **M** - 20° **L** - 40°
LUMEN OUTPUT AT SOURCE	145 lm (3000K, 500mA) per beam
DELIVERED LUMEN OUTPUT	103 lm (3000K, 500mA, 20°) per beam
NO. AND TYPE OF LEDS	2, 3, 4 power LEDs
MATERIAL	body in aluminium screen in tempered, transparent glass
POWER SUPPLY UNIT	not included, see p. 519 and 668
POWER CABLES	includes 0.30 m PVC cable FROR 2x0.35 Ø3.5 mm
WIRING	series
MOUNTING	surface mounted (wall)
NOTES	version with RGB LED colour available on request

UPDOWN

ACCESSORIES AND POWER SUPPLY UNITS

ACCESSORIES
FOR INSTALLATION Updown 3 / 4

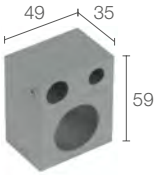

WD0103 - White
WD0100 - Anodized aluminium
WD0104 - Anthracite
WD0102 - Cor-ten

Spacer

v
UPDOWN 7.0
3000K, 4W, UP optics 20°,
DOWN optics 10°, anodized aluminium

Atelier Martina Vidal Venezia
Burano, Venice, Italy

POWER SUPPLY UNITS Updown 3.0

350mA

Max no. fixtures	PSU	IP	Page
1	A13350VL	20	669
1/3	A19350QL	20	669
1/4	ADUNITC	20	672 673 674
1/5	ACUNI020T1	20	668 669
2/4	A312350QL	20	669
1/2	A16350IP67	67	669
2/4	A312350IP67	67	669
-	RGB controller	-	679-684

500mA

Max no. fixtures	PSU	IP	Page
1	A13500TC	20	669
1	A14500IP67	20	669
1/3	ACUNI020T1	20	668 669
2/3	A310500QL	20	669
2/3	A310500IP67	67	669

POWER SUPPLY UNITS Updown 4.0

350mA

Max no. fixtures	PSU	IP	Page
1/2	A312350QL	20	669
1/2	ACUNI020T1	20	668 669
1/2 Dimmer	ADUNITC	20	672 673 674
1	A16350IP67	67	669
1/2	A312350IP67	67	669
-	RGB controller	-	679-684

POWER SUPPLY UNITS Updown 6.0 / 7.0

350mA 2 LEDs

Max no. fixtures	PSU	IP	Page
1	A13350VL	20	669
1/6	ADUNITC	20	672 673 674
1/7	ACUNI020T1	20	668 669
3/4	A19350QL	20	669
3/6	A312350QL	20	669
1/3	A16350IP67	67	669
3/6	A312350IP67	67	669

500mA 2 LEDs

Max no. fixtures	PSU	IP	Page
1	A13500TC	20	669
1/2	A15500QL	20	669
1/5	ACUNI020T1	20	668 669
3/5	A310500QL	20	669
1/6 Dimmer	ADUNITC	20	672 673 674
1/2	A14500IP67	67	669
3/5	A310500IP67	67	669

350mA 3 LEDs

Max no. fixtures	PSU	IP	Page
1	A13350VL	20	669
1/3	A19350QL	20	669
1/5	ACUNI020T1	20	668 669
2/4	A312350QL	20	669
1/4 Dimmer	ADUNITC	20	672 673 674
1/2	A16350IP67	67	669
2/4	A312350IP67	67	669

500mA 3 LEDs

Max no. fixtures	PSU	IP	Page
1	A13500TC	20	669
1/3	ACUNI020T1	20	668 669
2/3	A310500QL	20	669
1/4 Dimmer	ADUNITC	20	672 673 674
1	A14500IP67	67	669
2/3	A310500IP67	67	669

350mA 4 LEDs

Max no. fixtures	PSU	IP	Page
1/2	A19350QL	20	669
1/3	ACUNI020T1	20	668 669
2/3	A312350QL	20	669
1/3 Dimmer	ADUNITC	20	672 673 674
1	A16350IP67	67	669
2/3	A312350IP67	67	669

500mA 4 LEDs

Max no. fixtures	PSU	IP	Page
1	A15500QL	20	669
1/2	ACUNI020T1	20	668 669
2	A310500QL	20	669
1/3 Dimmer	ADUNITC	20	672 673 674
1	A14500IP67	67	669
2	A310500IP67	67	669

POWER SUPPLY UNITS Updown 3.6 / 4.6

24Vdc

Max no. fixtures	PSU	IP	Page
1...n	24Vdc	20	671
1...n	24Vdc	67	671

UPDOWN

PHOTOMETRIC DATA

UPDOWN 3.0
3.6

S - 15°

H (m)	Ø (m)	Lux max (3000K)
1,00	0,26	2363
2,00	0,53	591
3,00	0,79	263
4,00	1,05	148
5,00	1,32	95

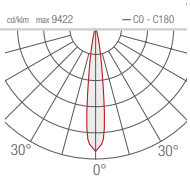

M - 22°

H (m)	Ø (m)	Lux max (3000K)
1,00	0,41	1027
2,00	0,82	257
3,00	1,22	114
4,00	1,63	64
5,00	2,04	41

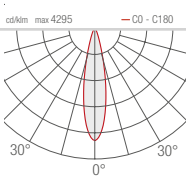

UPDOWN 4.0
4.6

S - 15°

H (m)	Ø (m)	Lux max (3000K)
1,00	0,26	1803
2,00	0,53	451
3,00	0,79	200
4,00	1,05	113
5,00	1,32	72

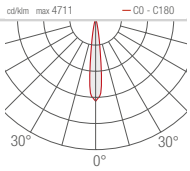

M - 22°

H (m)	Ø (m)	Lux max (3000K)
1,00	0,41	783
2,00	0,82	196
3,00	1,22	87
4,00	1,63	49
5,00	2,04	31

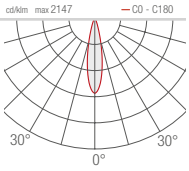

UPDOWN 6.0
7.0

S - 10°

H (m)	Ø (m)	Lux max (3000K)
1,00	0,17	2400
2,00	0,34	600
3,00	0,52	267
4,00	0,69	150
5,00	0,86	96

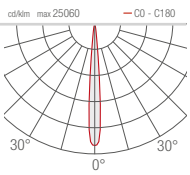

M - 20°

H (m)	Ø (m)	Lux max (3000K)
1,00	0,35	600
2,00	0,70	150
3,00	1,06	67
4,00	1,41	38
5,00	1,76	24

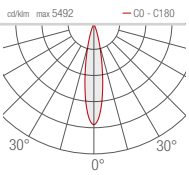

L - 54°

H (m)	Ø (m)	Lux max (3000K)
1,00	1,01	325
2,00	2,03	81
3,00	3,04	36
4,00	4,06	20
5,00	5,07	13

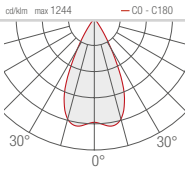

L - 54°

H (m)	Ø (m)	Lux max (3000K)
1,00	1,01	249
2,00	2,03	62
3,00	3,04	28
4,00	4,06	16
5,00	5,07	10

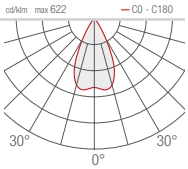

L - 40°

H (m)	Ø (m)	Lux max (3000K)
1,00	0,77	204
2,00	1,53	51
3,00	2,30	23
4,00	3,06	13
5,00	3,83	8

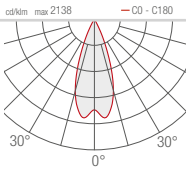

CEILING MOUNTED

PRODUCT	ELLO IN	TEKO	CUBE C	ELLO OUT	PALLADIANO	TAK
INDOOR						
OUTDOOR						
RGB						
DIFFUSE BEAM OR WITH OPTICS						
APPLIANCE CLASS			III			

ELLO IN

INDOOR CEILING MOUNTED

ELLO IN 1.0

123 mm
7W 230Vac

ELLO IN 2.0

208 mm
13W 230Vac

ELLO IN 3.0

294 mm
19W 230Vac

< **ELLO IN 3.0**
3000K, 19W, white

Private residence, Milan, Italy

ELLO IN

v
ELLO IN 1.0
3000K, 7W, capri blue

ELLO IN 1.0

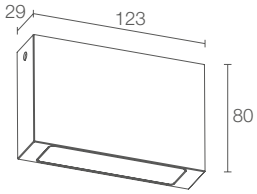

kg 0.40 IP40 IK08

A A+ A++

POWER / POWER SUPPLY CODE	7W 230Vac **EP1010 D B N** White **EP1010 D C N** Chrome **EP1010 D 1 N** Pure orange **EP1010 D 2 N** Reseda green **EP1010 D 3 N** Capri blue **EP1010 D 4 N** Light ivory
LED COLOUR	**F** - 2700K **5** - 3000K **9** - 4000K
OPTICS	diffuse
LUMEN OUTPUT AT SOURCE	954 lm (3000K)
DELIVERED LUMEN OUTPUT	493 lm (3000K)
NO. AND TYPE OF LEDS	18 mid-power LEDs
MATERIAL	body in aluminium screen in glass
POWER SUPPLY UNIT	built in
MOUNTING	surface mounted (ceiling)
ACCESSORIES	see p. 528
NOTES	Ello OUT 1.0 outdoor version p. 540 Ella IN 1.0 wall-mounted version p. 468



ELLO IN 2.0

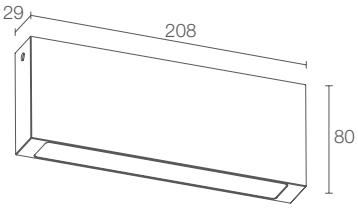

kg 0.80 IP40 IK08

A A+ A++

	13W 230Vac **EP2010 D B N** White **EP2010 D C N** Chrome **EP2010 D 1 N** Pure orange **EP2010 D 2 N** Reseda green **EP2010 D 3 N** Capri blue **EP2010 D 4 N** Light ivory
	F - 2700K **5** - 3000K **9** - 4000K
	diffuse
	1908 lm (3000K)
	985 lm (3000K)
	36 mid-power LEDs
	body in aluminium screen in glass
	built in
	surface mounted (ceiling)
	see p. 528
	Ello OUT 2.0 outdoor version p. 541 Ella IN 2.0 wall-mounted version p. 469



ELLO IN 3.0

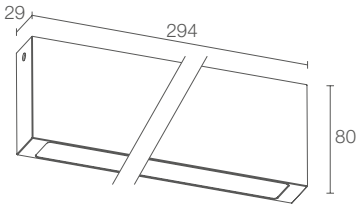

kg 1.20 IP40 IK08

A A+ A++

	19W 230Vac **EP3010 D B N** White **EP3010 D C N** Chrome **EP3010 D 1 N** Pure orange **EP3010 D 2 N** Reseda green **EP3010 D 3 N** Capri blue **EP3010 D 4 N** Light ivory
	F - 2700K **5** - 3000K **9** - 4000K
	diffuse
	2862 lm (3000K)
	1478 lm (3000K)
	54 mid-power LEDs
	body in aluminium screen in glass
	built in
	surface mounted (ceiling)
	see p. 528
	Ello OUT 3.0 outdoor version p. 541 Ella IN 3.0 wall-mounted version p. 469

ELLO IN

ACCESSORIES

ACCESSORIES
FOR INSTALLATION



WD0601B - White
WD0601C - Chrome
WD06011 - Pure orange
WD06012 - Reseda green
WD06013 - Capri blue
WD06014 - Light ivory

Spacer for 15° inclination
RAL finish available on request

(Ello IN 1.0)



WD0602B - White
WD0602C - Chrome
WD06021 - Pure orange
WD06022 - Reseda green
WD06023 - Capri blue
WD06024 - Light ivory

Spacer for 15° inclination
RAL finish available on request

(Ello IN 2.0)



WD0603B - White
WD0603C - Chrome
WD06031 - Pure orange
WD06032 - Reseda green
WD06033 - Capri blue
WD06034 - Light ivory

Spacer for 15° inclination
RAL finish available on request

(Ello IN 3.0)

v
ELLO IN 1.0
with spacer (15° inclination)

ELLO IN: STANDARD FINISHES

White

Chrome

Pure orange



Reseda green



Capri blue

Light ivory

ELLO IN

PHOTOMETRIC DATA

ELLO IN 1.0

D - Diffuse

H (m)	Ø (m)	Lux max (3000K)
1,00	1,55	262
2,00	3,11	66
3,00	4,66	29
4,00	6,21	16
5,00	7,76	10

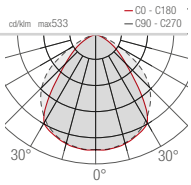

ELLO IN 2.0

D - Diffuse

H (m)	Ø (m)	Lux max (3000K)
1,00	1,55	525
2,00	3,11	131
3,00	4,66	58
4,00	6,21	33
5,00	7,76	21

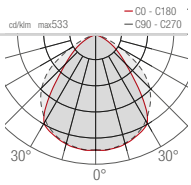

ELLO IN 3.0

D - Diffuse

H (m)	Ø (m)	Lux max (3000K)
1,00	1,55	787
2,00	3,11	197
3,00	4,66	87
4,00	6,21	49
5,00	7,76	31

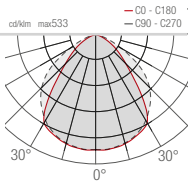

TEKO

INDOOR CEILING MOUNTED

TEKO 5.0

80x80 mm
5W 230Vac
9W 230Vac

TEKO 7.0

100x100 mm
9W 230Vac
17W 230Vac

TEKO 5.1

Ø80 mm
5W 230Vac
9W 230Vac

TEKO 7.1

Ø100 mm
9W 230Vac

< TEKO 5.0
3000K, 9W, white

TEKO 5

TEKO 5.0

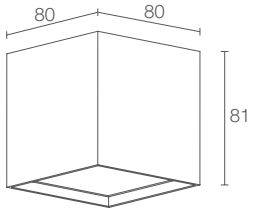

TEKO 5.1

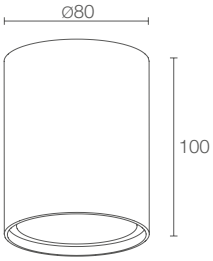

	TEKO 5.0	TEKO 5.1
	kg 0.36 IP40 A A+ A++	kg 0.56 IP40 A A+ A++
POWER / POWER SUPPLY CODE	5W 230Vac **TK5010 D B** White 9W 230Vac **TK5011 D B** White	5W 230Vac **TK5110 D B** White 9W 230Vac **TK5111 D B** White
LED COLOUR	**F** - 2700K **5** - 3000K **9** - 4000K	**F** - 2700K **5** - 3000K **9** - 4000K
OPTICS	diffuse	diffuse
LUMEN OUTPUT AT SOURCE	460 lm (3000K, 5W) 826 lm (3000K, 9W)	534 lm (3000K, 5W) 958 lm (3000K, 9W)
DELIVERED LUMEN OUTPUT	330 lm (3000K, 5W) 590 lm (3000K, 9W)	382 lm (3000K, 5W) 684 lm (3000K, 9W)
NO. AND TYPE OF LEDS	power LED matrix	power LED matrix
MATERIAL	body in anodized aluminium screen in one-side-frosted, transparent plexiglass	body in anodized aluminium screen in one-side-frosted, transparent plexiglass
POWER SUPPLY UNIT	built in	built in
POWER CABLES	terminal block	terminal block
MOUNTING	surface mounted (ceiling)	surface mounted (ceiling)
PHOTOMETRIC DATA		

D - Diffuse

H (m)	Ø (m)	Lux max (3000K) 5W	9W
1,00	1,95	161	288
2,00	3,89	40	72
3,00	5,84	18	32
4,00	7,78	10	18
5,00	9,73	6	12

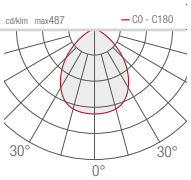

D - Diffuse

H (m)	Ø (m)	Lux max (3000K) 5W	9W
1,00	1,95	175	366
2,00	3,89	44	92
3,00	5,84	19	41
4,00	7,78	11	23
5,00	9,73	7	15

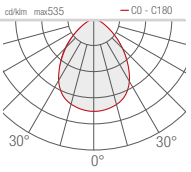

TEKO 7

TEKO 7.0

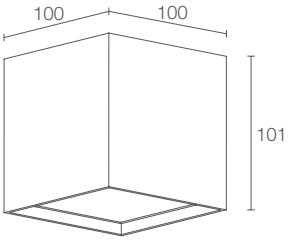

TEKO 7.1

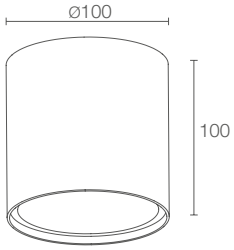

	TEKO 7.0	TEKO 7.1
	CE LED TECH kg 0.60 IP40 A A+ A++	CE LED TECH kg 0.70 IP40 A A+ A++
POWER / POWER SUPPLY **CODE**	9W 230Vac **TK7010 D B** White 17W 230Vac **TK7011 D B** White	9W 230Vac **TK7110 D B** White
LED COLOUR	**F** - 2700K **5** - 3000K **9** - 4000K	**F** - 2700K **5** - 3000K **9** - 4000K
OPTICS	diffuse	diffuse
LUMEN OUTPUT AT SOURCE	826 lm (3000K, 9W) 1565 lm (3000K, 17W)	958 lm (3000K)
DELIVERED LUMEN OUTPUT	590 lm (3000K, 9W) 1119 lm (3000K, 17W)	684 lm (3000K)
NO. AND TYPE OF LEDS	power LED matrix	power LED matrix
MATERIAL	body in anodized aluminium screen in one-side-frosted, transparent plexiglass	body in anodized aluminium screen in one-side-frosted, transparent plexiglass
POWER SUPPLY UNIT	built in	built in
POWER CABLES	terminal block	terminal block
MOUNTING	surface mounted (ceiling)	surface mounted (ceiling)
PHOTOMETRIC DATA		

D - Diffuse

H (m)	Ø (m)	Lux max (3000K) 9W	17W
1,00	1,95	288	543
2,00	3,89	72	136
3,00	5,84	32	60
4,00	7,78	18	34
5,00	9,73	12	22

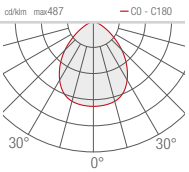

D - Diffuse

H (m)	Ø (m)	Lux max (3000K)
1,00	1,95	366
2,00	3,89	92
3,00	5,84	41
4,00	7,78	23
5,00	9,73	15

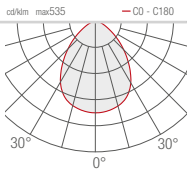

CUBE C

OUTDOOR CEILING MOUNTED

CUBE C 1.2

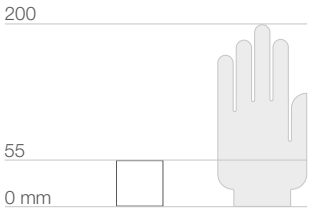

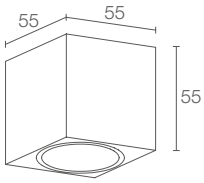

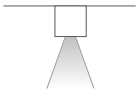

CUBE C 1.3

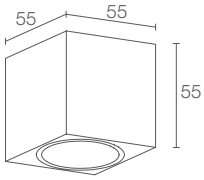

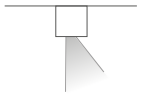

kg 0.35 IP54
A A+ A++

POWER / POWER SUPPLY CODE	max 6W max 500mA blue/white light **CU1232 E** White **CU1232 H** Anthracite **CU1232 T** Cor-ten max 3W max 350mA RGB light **CU1231 6 E** White **CU1231 6 H** Anthracite **CU1231 6 T** Cor-ten
LED COLOUR	**F** - 2700K **5** - 3000K **9** - 4000K **0** - 5000K **1** - blue
OPTICS	**S** - 18° **M** - 28° **L** - 36°
LUMEN OUTPUT AT SOURCE	410 lm (3000K, 500mA) RGB: 176 lm, R: 64 lm G: 84 lm B: 28 lm (500mA)
DELIVERED LUMEN OUTPUT	337 lm (3000K, 500mA, 28°) RGB: 126 lm, R: 46 lm G: 60 lm B: 20 lm (350mA, 28°)
NO. AND TYPE OF LEDS	3 power LEDs
MATERIAL	body in aluminium screen in frosted plexiglass
POWER SUPPLY UNIT	not included, see p. 536 and 668
POWER CABLES	includes 2x0.30 m single-core cables
WIRING	series
MOUNTING	surface mounted (ceiling)
NOTES	Cube W 1.0 wall-mounted version p. 483

kg 0.35 IP54
A A+ A++

	max 6W max 500mA blue/white light **CU1332 E** White **CU1332 H** Anthracite **CU1332 T** Cor-ten max 3W max 350mA RGB light **CU1331 6 E** White **CU1331 6 H** Anthracite **CU1331 6 T** Cor-ten
	F - 2700K **5** - 3000K **9** - 4000K **0** - 5000K **1** - blue
	S - 18° tilted 20° **M** - 28° tilted 20° **L** - 36° tilted 20°
	410 lm (3000K, 500mA) RGB: 176 lm, R: 64 lm G: 84 lm B: 28 lm (500mA)
	295 lm (3000K, 500mA, 28°) RGB: 126 lm, R: 46 lm G: 60 lm B: 20 lm (350mA, 28°)
	3 power LEDs
	body in aluminium screen in frosted plexiglass
	not included, see p. 536 and 668
	includes 2x0.30 m single-core cables
	series
	surface mounted (ceiling)
	Cube W 1.1 wall-mounted version p. 483

< CUBE C 1.2
3000K, 6W, 18°, white

CUBE C

POWER SUPPLY UNITS

POWER SUPPLY UNITS

350mA

Max no. fixtures	PSU	IP	Page
1	A13350VL	20	669
1/3	A19350QL	20	669
1/5	ACUNI020T1	20	668 669
2/4	A312350QL	20	669
1/4 Dimmer	ADUNITC	20	672 673 674
1/2	A16350IP67	67	669
2/4	A312350IP67	67	669
-	RGB controller	-	679-684

500mA

Max no. fixtures	PSU	IP	Page
1	A13500TC	20	669
1/3	ACUNI020T1	20	668 669
2/3	A310500QL	20	669
1/4 Dimmer	ADUNITC	20	672 673 674
1	A14500IP67	67	669
2/3	A310500IP67	67	669

PHOTOMETRIC DATA

CUBE C 1.2

S - 18°

H (m)	Ø (m)	Lux max (3000K)
1,00	0,33	1873
2,00	0,67	468
3,00	1,00	208
4,00	1,34	117
5,00	1,67	75

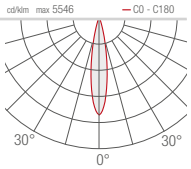

M - 28°

H (m)	Ø (m)	Lux max (3000K)
1,00	0,50	944
2,00	1,00	236
3,00	1,50	105
4,00	2,00	59
5,00	2,50	38

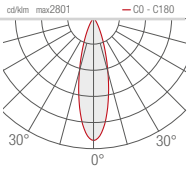

L - 36°

H (m)	Ø (m)	Lux max (3000K)
1,00	0,66	574
2,00	1,32	144
3,00	1,98	64
4,00	2,64	36
5,00	3,30	23

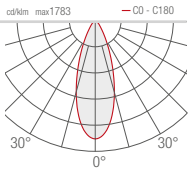

CUBE C 1.3

S - 18° tilted 20°

H (m)	Ø (m)	Lux max (3000K)
1,00	0,37	1842
2,00	0,73	461
3,00	1,10	205
4,00	1,46	115
5,00	1,83	74

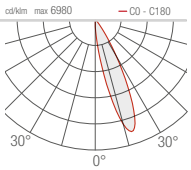

M - 28° tilted 20°

H (m)	Ø (m)	Lux max (3000K)
1,00	0,51	886
2,00	1,03	222
3,00	1,54	98
4,00	2,06	55
5,00	2,57	35

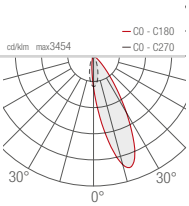

L - 36° tilted 20°

H (m)	Ø (m)	Lux max (3000K)
1,00	0,73	492
2,00	1,47	123
3,00	2,20	55
4,00	2,93	31
5,00	3,67	20

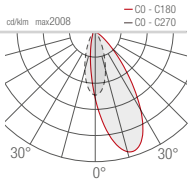

CUBE C 1.2 >
3000K, 6W, 28°, white

Cambusa, Sandrigo, Vicenza, Italy

ELLO OUT

OUTDOOR CEILING MOUNTED

ELLO OUT 1.0

123 mm
7W 230Vac

ELLO OUT 2.0

208 mm
13W 230Vac

ELLO OUT 3.0

294 mm
19W 230Vac

< **ELLO OUT 2.0**
3000K, 13W, white

Home/studio of architect Luca Salmoiraghi
Milan, Italy

ELLO OUT

ELLO OUT 1.0

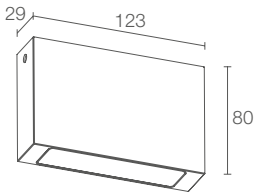

kg 0.40 IP65 IK08

A A+ A++

POWER / POWER SUPPLY	7W 230Vac
CODE	**EP1010 D E T** White **EP1010 D F T** Grey **EP1010 D H T** Anthracite **EP1010 D T T** Cor-ten
LED COLOUR	**F** - 2700K **5** - 3000K **9** - 4000K
OPTICS	diffuse
LUMEN OUTPUT AT SOURCE	954 lm (3000K)
DELIVERED LUMEN OUTPUT	493 lm (3000K)
NO. AND TYPE OF LEDS	18 mid-power LEDs
MATERIAL	body in aluminium screen in glass
POWER SUPPLY UNIT	built in
POWER CABLES	includes 1.5 m neoprene cable H05RN-F 3x1.0 Ø7 mm
MOUNTING	surface mounted (ceiling)
ACCESSORIES	see p. 542
NOTES	Ello IN 1.0 indoor version p. 526 Ella OUT 1.0 wall-mounted version p. 488

ELLO OUT 2.0

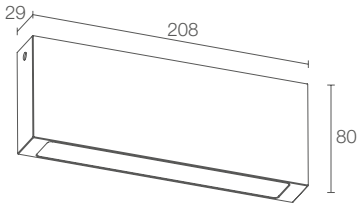

kg 0.80 IP65 IK08

A A+ A++

	13W 230Vac **EP2010 D E T** White **EP2010 D F T** Grey **EP2010 D H T** Anthracite **EP2010 D T T** Cor-ten
	F - 2700K **5** - 3000K **9** - 4000K
	diffuse
	1908 lm (3000K)
	985 lm (3000K)
	36 mid-power LEDs
	body in aluminium screen in glass
	built in
	includes 1.5 m neoprene cable H05RN-F 3x1.0 Ø7 mm
	surface mounted (ceiling)
	see p. 542
	Ello IN 2.0 indoor version p. 527 Ella OUT 2.0 wall-mounted version p. 489

ELLO OUT 3.0

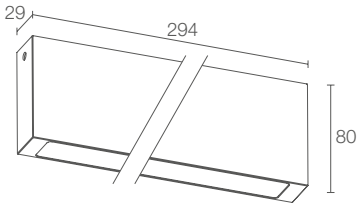

kg 1.20 IP65 IK08

A A+ A++

	19W 230Vac **EP3010 D E T** White **EP3010 D F T** Grey **EP3010 D H T** Anthracite **EP3010 D T T** Cor-ten
	F - 2700K **5** - 3000K **9** - 4000K
	diffuse
	2862 lm (3000K)
	1478 lm (3000K)
	54 mid-power LEDs
	body in aluminium screen in glass
	built in
	includes 1.5 m neoprene cable H05RN-F 3x1.0 Ø7 mm
	surface mounted (ceiling)
	see p. 542
	Ello IN 3.0 indoor version p. 527 Ella OUT 3.0 wall-mounted version p. 489

ELLO OUT

ACCESSORIES

ACCESSORIES
FOR INSTALLATION



WD0651E - White
WD0651F - Grey
WD0651H - Anthracite
WD0651T - Cor-ten

Spacer for 15° inclination
RAL finish available on request

(Ello OUT 1.0)



WD0652E - White
WD0652F - Grey
WD0652H - Anthracite
WD0652T - Cor-ten

Spacer for 15° inclination
RAL finish available on request

(Ello OUT 2.0)



WD0653E - White
WD0653F - Grey
WD0653H - Anthracite
WD0653T - Cor-ten

Spacer for 15° inclination
RAL finish available on request

(Ello OUT 3.0)

ELLO OUT 1.0
with spacer (15° inclination)

ELLO OUT: STANDARD FINISHES

White

Grey

Anthracite

Cor-ten

ELLO OUT

PHOTOMETRIC DATA

ELLO OUT 1.0

D - Diffuse

H (m)	Ø (m)	Lux max (3000K)
1,00	1,55	262
2,00	3,11	66
3,00	4,66	29
4,00	6,21	16
5,00	7,76	10

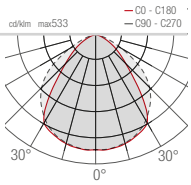

ELLO OUT 2.0

D - Diffuse

H (m)	Ø (m)	Lux max (3000K)
1,00	1,55	525
2,00	3,11	131
3,00	4,66	58
4,00	6,21	33
5,00	7,76	21

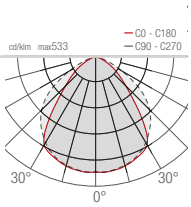

ELLO OUT 3.0

D - Diffuse

H (m)	Ø (m)	Lux max (3000K)
1,00	1,55	787
2,00	3,11	197
3,00	4,66	87
4,00	6,21	49
5,00	7,76	31

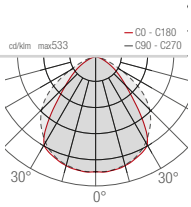

v
ELLO OUT 2.0,
3000K, 13W, white



PALLADIANO

OUTDOOR CEILING MOUNTED

PALLADIANO 1.0

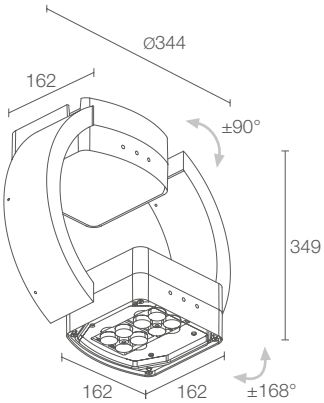

Required plate, not included
Optics not included

kg 6,50 IP66 IK10

A A+ A++ IPS PID SPD

POWER SUPPLY **CODE**	230Vac **PD101** ■■■■ **E** White **PD101** ■■■■ **H** Anthracite **PD101** ■■■■ **T** Cor-ten **PD101** ■■■■ **U** Copper
■ **POWER**	**0** - 38W **1** - 55W
■ **CRI**	**0** - 80 CRI **1** - 90 CRI
■ **LED COLOUR**	**F** - 2700K **5** - 3000K **9** - 4000K
■ **CONTROL SYSTEM**	**0** - 1-10V+PUSH **1** - DALI **2** - virtual midnight **3** - on/off
LUMEN OUTPUT AT SOURCE	3905 lm (3000K, 38W, CRI 80) 3617 lm (3000K, 38W, CRI 90) 5256 lm (3000K, 55W, CRI 80) 4864 lm (3000K, 55W, CRI 90)
DELIVERED LUMEN OUTPUT	2300 lm (3000K, 45°, 38W, CRI 80) 2070 lm (3000K, 45°, 38W, CRI 90) 3200 lm (3000K, 45°, 55W, CRI 80) 2850 lm (3000K, 45°, 55W, CRI 90)
NO. AND TYPE OF LEDS	8 high-intensity power LEDs
MATERIAL	body in die-cast aluminium screen in serigraphed, transparent polycarbonate
POWER SUPPLY UNIT	built in
POWER CABLES	includes 5 m neoprene cable H05RN-F 2x1.00/1.00 Ø6.8 mm
MOUNTING	surface mounted (ceiling)
ACCESSORIES	see p. 546
NOTES	accessories available on request for mounting on a span wire
DESIGN BY	Francesco Iannone

< **PALLADIANO 1.0**
4000K, 55W, 158°x110°, anthracite

PALLADIANO

ACCESSORIES

ACCESSORIES FOR INSTALLATION

WM0412E White
WM0412H Anthracite
WM0412T Cor-ten
WM0412U Copper

Base plate
for ceiling-mounted
installation

OPTICAL ACCESSORIES

WR0301 - 15°
WR0302 - 24°
WR0303 - 38°
WR0304 - 54°
WR0305 - 14°x56°
Optics

WR0306 - 153°x107°
WR0307 - 85°x85°
WR0308 - 130°x130°
WR0309 - 119°x92°
WR0310 - 158°x110°
WR0311 - 149°x106°
WR0312 - 160°x112°
WR0313 - 162°x116°
WR0314 - 165°x110°
WR0315 - 145°x115°
WR0316 - 110°x80°
WR0317 - 145°x120°
WR0318 - 135°x135°
WR0319 - 47°x47°
WR0320 - 90°x90°
Street optics

ARMS ADJUSTABLE IN STEPS OF 30°

OPTICAL ACCESSORIES

WR0321 - Water
WR0322 - Blue water
Shadow-effect filter

WR0323 - Forest
WR0324 - Green forest
Shadow-effect filter



WR0325 - Rain
WR0326 - Blue rain
Shadow-effect filter

WR0327 - Leaves
WR0328 - Green leaves
Shadow-effect filter

WR0329 - Blurred
WR0330 - Orange blurred
Shadow-effect filter

WR0331 - Path
WR0332 - Green path
Shadow-effect filter

WR0333 - Red
WR0334 - Green
WR0335 - Blue
Colour filter

Shadow-effect filter: order instead of optics
Colour filter: order in addition to optics 15°, 24°, 38°, 54°, 14°x56°

PALLADIANO

PHOTOMETRIC DATA

WR0301 - 15° CRI 80

		Lux max (3000K)	
H (m)	Ø (m)	**38W**	**55W**
2,00	0,52	5892	8206
4,00	1,05	1473	2051
6,00	1,57	655	912
8,00	2,10	368	513
10,00	2,62	236	328

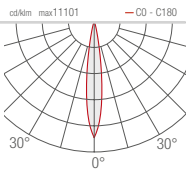

WR0302 - 24° CRI 80

		Lux max (3000K)	
H (m)	Ø (m)	**38W**	**55W**
2,00	0,83	2754	3836
4,00	1,66	689	959
6,00	2,49	306	426
8,00	3,32	172	240
10,00	4,14	110	153

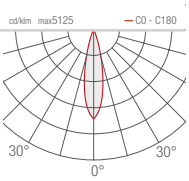

WR0305 - 14°x56° CRI 80

		Lux max (3000K)		
H (m)	Ø (m)	Ø (m)	**38W**	**55W**
2,00	0,48	2,14	1747	2434
4,00	0,97	4,29	437	608
6,00	1,45	6,43	194	270
8,00	1,93	8,58	109	152
10,00	2,42	10,72	70	97

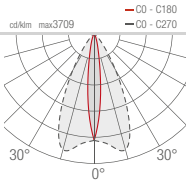

WR0306 - 153°x107°

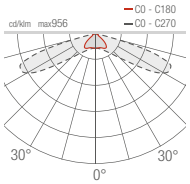

WR0307 - 85°x85°

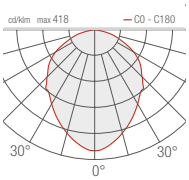

WR0308 - 130°x130°

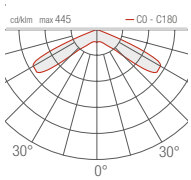

WR0309 - 119°x92°

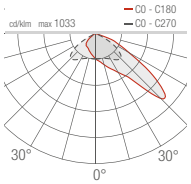

WR0314 - 165°x110°

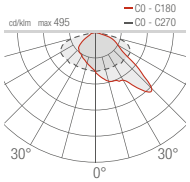

WR0315 - 145°x115°

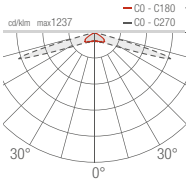

WR0316 - 110°x80°

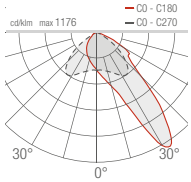

WR0317 - 145°x120°

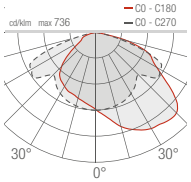

WR0303 - 38° CRI 80

		Lux max (3000K)	
H (m)	Ø (m)	**38W**	**55W**
2,00	1,36	1149	1601
4,00	2,73	287	400
6,00	4,09	128	178
8,00	5,46	72	100
10,00	6,82	46	64

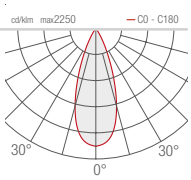

WR0304 - 54° CRI 80

		Lux max (3000K)	
H (m)	Ø (m)	**38W**	**55W**
2,00	2,09	567	790
4,00	4,18	142	197
6,00	6,27	63	88
8,00	8,36	35	49
10,00	10,45	23	32

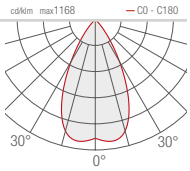

WR0310 - 158°x110°

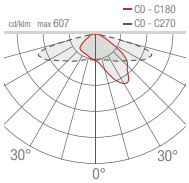

WR0311 - 149°x106°

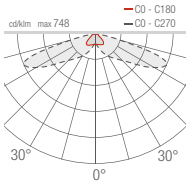

WR0312 - 160°x112°

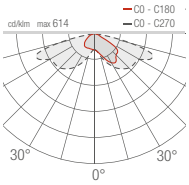

WR0313 - 162°x116°

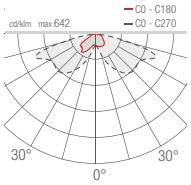

WR0318 - 135°x135°

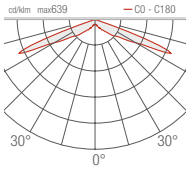

WR0319 - 47°x47°

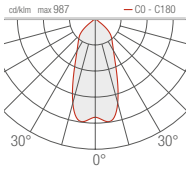

WR0320 - 90°x90°

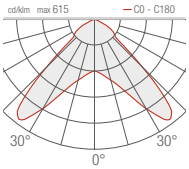

TAK

OUTDOOR CEILING MOUNTED

TAK 1.0

TAK 1.1

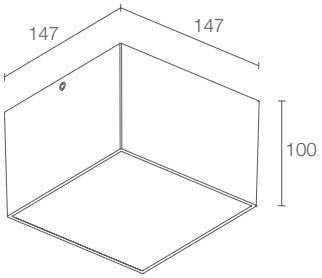

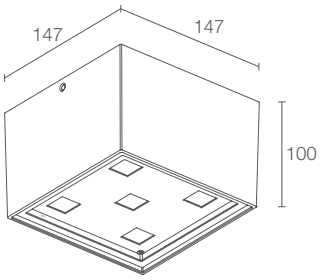

	TAK 1.0	TAK 1.1
	kg 2.36 IP65 IK06 A A+ A++	kg 2.36 IP65 IK06 A A+ A++ PID
POWER / POWER SUPPLY CODE	18W 230Vac **TA1011 D E** White **TA1011 D F** Grey **TA1011 D H** Anthracite **TA1011 D T** Cor-ten	10W 230Vac **TA1110 E** White **TA1110 F** Grey **TA1110 H** Anthracite **TA1110 T** Cor-ten 18W 230Vac **TA1111 E** White **TA1111 F** Grey **TA1111 H** Anthracite **TA1111 T** Cor-ten
LED COLOUR	**F** - 2700K **5** - 3000K **9** - 4000K **0** - 5000K	**F** - 2700K **5** - 3000K **9** - 4000K **0** - 5000K
OPTICS	diffuse	**S** - 10° **F** - 30° **K** - 70°
LUMEN OUTPUT AT SOURCE	875 lm (3000K)	727 lm (3000K, 10W) 1308 lm (3000K, 18W)
DELIVERED LUMEN OUTPUT	617 lm (3000K)	495 lm (3000K, 30°, 10W) 883 lm (3000K, 30°, 18W)
NO. AND TYPE OF LEDS	power LED matrix	5, 9 power LEDs
MATERIAL	body in die-cast aluminium screen in sandblasted, tempered extra-clear glass	body in die-cast aluminium screen in serigraphed, tempered, transparent extra-clear glass
POWER SUPPLY UNIT	built in	built in
POWER CABLES	connection box with 0.30 m cable	connection box with 0.30 m cable
MOUNTING	surface mounted (ceiling)	surface mounted (ceiling)

< TAK 1.0
3000K, 18W, anthracite

TAK

PHOTOMETRIC DATA

TAK 1.0

D - Diffuse

H (m)	Ø (m)	Lux max (3000K)
1,00	2,60	235
2,00	5,20	59
3,00	7,80	26
4,00	10,40	15
5,00	13,00	9

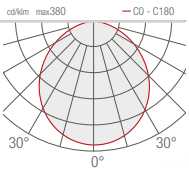

TAK 1.1

S - 10°

H (m)	Ø (m)	Lux max (3000K) 10W	18W
1,00	0,18	10386	18515
2,00	0,36	2596	4829
3,00	0,54	1145	2057
4,00	0,72	649	1157
5,00	0,91	415	741

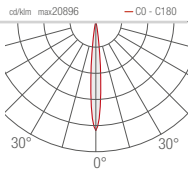



F - 30°

H (m)	Ø (m)	Lux max (3000K) 10W	18W
1,00	0,58	1306	2331
2,00	1,15	327	583
3,00	1,73	145	259
4,00	2,31	82	146
5,00	2,88	52	93

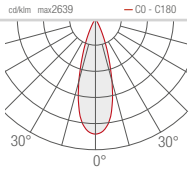

K - 70°

H (m)	Ø (m)	Lux max (3000K) 10W	18W
1,00	1,48	338	677
2,00	2,95	85	169
3,00	4,43	38	75
4,00	5,91	21	42
5,00	7,38	14	27

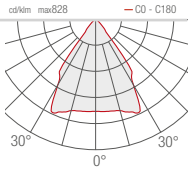

TAK 1.1
4000K, 18W, 30°, white

Ponte de Pria Residence
Treviso, Italy



STEP LIGHTS

PRODUCT	LINE	STEP INSIDE	LIRA	PASITO	STEP OUTSIDE 2	STEP OUTSIDE 5 – 6	STEP OUTSIDE 7 – 8
INDOOR							
OUTDOOR							
LUMINOUS INTENSITY							
MOUNTING							
APPLIANCE CLASS	III	III		□ III	III	III	III

LINE

INDOOR STEP LIGHTS

LINE 1.0
60x70 mm
for mounting
in solid walls

LINE 1.1
60x70 mm
for mounting
in plasterboard

LINE 2.0
55x160 mm
for mounting
in solid walls

LINE 2.1
55x160 mm
for mounting
in plasterboard

< **LINE 1.0**
3000K, 2W, satin
QUAD 2.0
3000K, 6W, 12°, white

Interior design by / Cristian Turra
Private residence, Iseo, Brescia, Italy

LINE 1

LINE 1.0

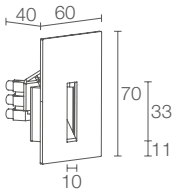

LINE 1.1

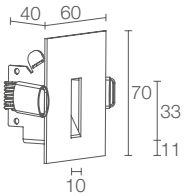

	Required outer casing, not included	150x150 mm H 70 mm / 38x55 mm
	kg 0.20 IP20 A A+ A++	kg 0.35 IP20 A A+ A++
POWER / POWER SUPPLY CODE	max 2W max 500mA **FL1270 D B** White **FL1270 D S** Satin **FL1270 D T** Cor-ten	max 2W max 500mA **LN1112 A B** White **LN1112 A S** Satin **LN1112 A T** Cor-ten
LED COLOUR	**F** - 2700K **5** - 3000K **9** - 4000K **0** - 5000K **1** - blue	**F** - 2700K **5** - 3000K **9** - 4000K **0** - 5000K **1** - blue
OPTICS	diffuse	diffuse
LUMEN OUTPUT AT SOURCE	145 lm (3000K, 500mA)	145 lm (3000K, 500mA)
DELIVERED LUMEN OUTPUT	32 lm (3000K, 500mA)	32 lm (3000K, 500mA)
NO. AND TYPE OF LED	1 power LED	1 power LED
MATERIAL	body and cover in steel	body and cover in steel
POWER SUPPLY UNIT	not included, see p. 560 e 668	not included, see p. 560 e 668
POWER CABLES	terminal block	terminal block
WIRING	series	series
MOUNTING	recessed (solid walls)	recessed (plasterboard)
ACCESSORIES	see p. 560	none

LINE 2

LINE 2.0

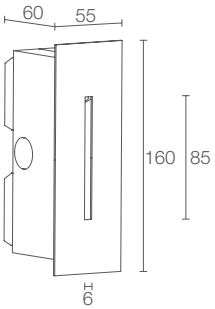

Required outer casing, not included

kg 0.35 IP20

A A+ A++

LINE 2.1

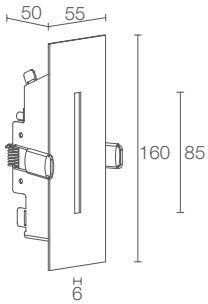

150x210 mm
H 70 mm

45x125 mm

kg 0.50 IP20

A A+ A++

	LINE 2.0	LINE 2.1
POWER / POWER SUPPLY	max 2W max 500mA	max 2W max 500mA
CODE	**LN2012 A B** White **LN2012 A S** Satin **LN2012 A T** Cor-ten	**LN2112 A B** White **LN2112 A S** Satin **LN2112 A T** Cor-ten
LED COLOUR	**F** - 2700K **5** - 3000K **9** - 4000K **0** - 5000K **1** - blue	**F** - 2700K **5** - 3000K **9** - 4000K **0** - 5000K **1** - blue
OPTICS	diffuse	diffuse
LUMEN OUTPUT AT SOURCE	145 lm (3000K, 500mA)	145 lm (3000K, 500mA)
DELIVERED LUMEN OUTPUT	42 lm (3000K, 500mA)	42 lm (3000K, 500mA)
NO. AND TYPE OF LED	1 power LED	1 power LED
MATERIAL	body and cover in steel	body and cover in steel
POWER SUPPLY UNIT	not included, see p. 560 e 668	not included, see p. 560 e 668
POWER CABLES	terminal block	terminal block
WIRING	series	series
MOUNTING	recessed (solid walls)	recessed (plasterboard)
ACCESSORIES	see p. 560	none

LINE

ACCESSORIES AND POWER SUPPLY UNITS

ACCESSORIES FOR INSTALLATION

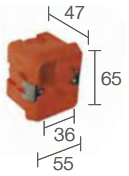

WC0300
Outer casing
(LINE 1.0)



WC1600
Outer casing
(LINE 2.0)

POWER SUPPLY UNITS

350mA

Max no. fixtures	PSU	IP	Page
1/3	A13350VL	20	669
1/15	ACUNI020T1	20	668 669
3/9	A19350QL	20	669
5/12	A312350QL	20	669
1/12 Dimmer	ADUNITC	20	672 673 674

500mA

Max no. fixtures	PSU	IP	Page
1/3	A13500TC	20	669
1/10	ACUNI020T1	20	668 669
2/5	A15500QL	20	669
5/10	A310500QL	20	669
1/12 Dimmer	ADUNITC	20	672 673 674

LINE

PHOTOMETRIC DATA

LINE 1.0
1.1

D - Diffuse

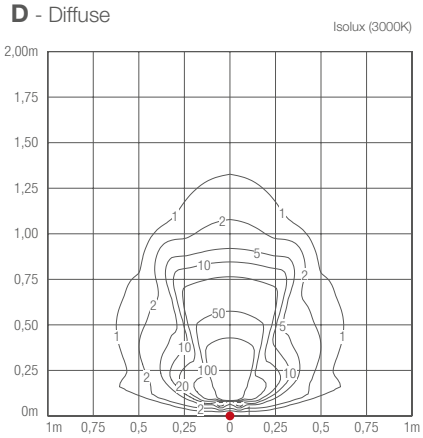

h 300 mm **2W**

D - Diffuse

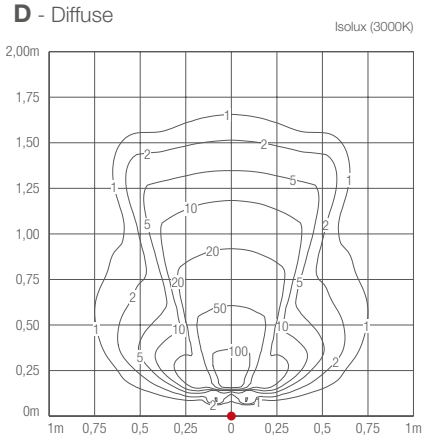

h 500 mm **2W**

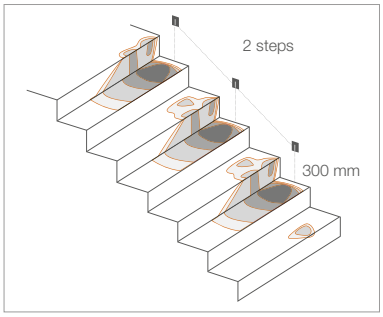

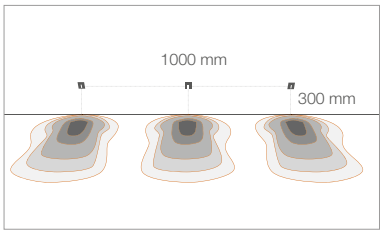

LINE 2.0
2.1

A - Diffuse

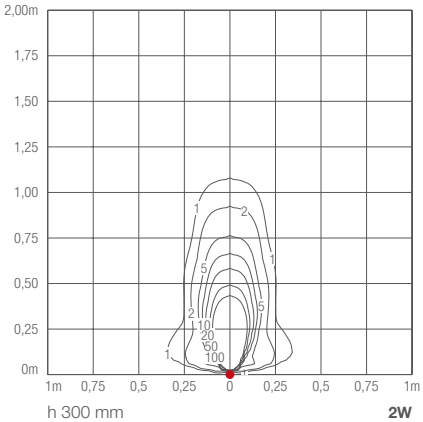

h 300 mm **2W**

A - Diffuse

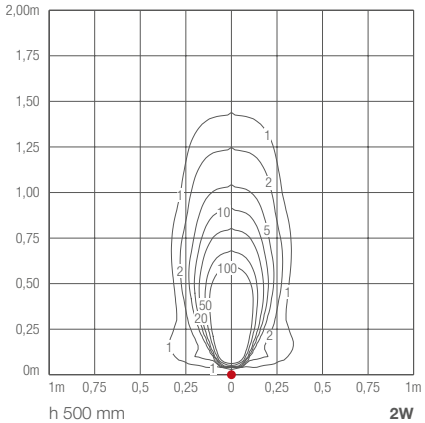

h 500 mm **2W**

STEP INSIDE

INDOOR STEP LIGHTS

STEP INSIDE 2.2
max 2W max 500mA

STEP INSIDE 2.3
max 2W max 500mA

STEP INSIDE 2.8
2W 24Vdc

STEP INSIDE 2.9
2W 24Vdc

< **STEP INSIDE 2.8**
3000K, 2W, cor-ten

STEP INSIDE

STEP INSIDE 2.2

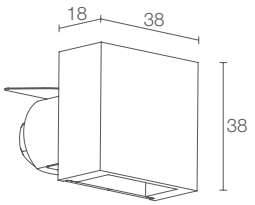

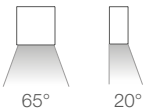

Ø 70 mm
H 70 mm

Ø 30 mm

kg 0.18 IP40

A A+ A++ EPS

POWER / POWER SUPPLY	max 2W max 500mA
CODE	**SP2212 D E** White **SP2212 D C** Chrome **SP2212 D S** Satin **SP2212 D N** Black **SP2212 D T** Cor-ten **SP2212 D 4** Light ivory
LED COLOUR	**F** - 2700K **5** - 3000K **9** - 4000K **0** - 5000K **1** - blue
OPTICS	diffuse
LUMEN OUTPUT AT SOURCE	145 lm (3000K, 500mA)
DELIVERED LUMEN OUTPUT	35 lm (3000K, 500mA)
NO. AND TYPE OF LED	1 power LED
MATERIAL	body and cover in aluminium screen in transparent extra-clear glass
POWER SUPPLY UNIT	not included, see p. 566 e 668
POWER CABLES	includes 1.5 m PVC cable FROR 2x0.35/0.35 Ø3.5 mm
WIRING	series
MOUNTING	semi-recessed (wall)
ACCESSORIES	see p. 566
NOTES	outdoor version Step Outside 2.0 p. 578

STEP INSIDE 2.3

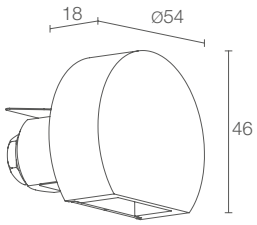

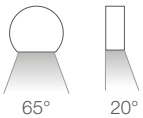

Ø 70 mm
H 70 mm

Ø 30 mm

kg 0.18 IP40

A A+ A++ EPS

	max 2W max 500mA
	SP2312 D E White **SP2312 D C** Chrome **SP2312 D S** Satin **SP2312 D N** Black **SP2312 D T** Cor-ten **SP2312 D 4** Light ivory
	F - 2700K **5** - 3000K **9** - 4000K **0** - 5000K **1** - blue
	diffuse
	145 lm (3000K, 500mA)
	35 lm (3000K, 500mA)
	1 power LED
	body and cover in aluminium screen in transparent extra-clear glass
	not included, see p. 566 e 668
	includes 1.5 m PVC cable FROR 2x0.35/0.35 Ø3.5 mm
	series
	semi-recessed (wall)
	see p. 566
	outdoor version Step Outside 2.1 p. 578

STEP INSIDE 2.8

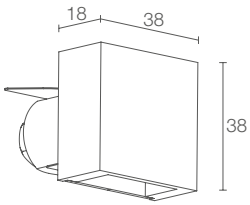

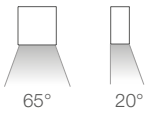

Ø 70 mm
H 70 mm

Ø 30 mm

kg 0.18 IP40

A A+ A++ EPS

	2W 24Vdc **SP2800 D E** White **SP2800 D C** Chrome **SP2800 D S** Satin **SP2800 D N** Black **SP2800 D T** Cor-ten **SP2800 D 4** Light ivory
	F - 2700K **5** - 3000K **9** - 4000K **0** - 5000K **1** - blue
	diffuse
	145 lm (3000K)
	35 lm (3000K)
	1 power LED
	body and cover in aluminium screen in transparent extra-clear glass
	not included, see p. 566
	includes 1.5 m PVC cable FROR 2x0.35/0.35 Ø3.5 mm
	parallel
	semi-recessed (wall)
	see p. 566
	outdoor version Step Outside 2.6 p. 579

STEP INSIDE 2.9

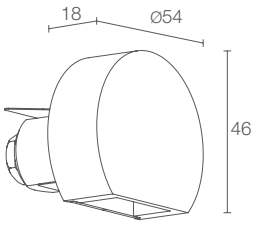

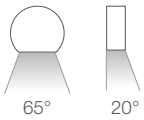

Ø 70 mm
H 70 mm

Ø 30 mm

kg 0.18 IP40

A A+ A++ EPS

	2W 24Vdc **SP2900 D E** White **SP2900 D C** Chrome **SP2900 D S** Satin **SP2900 D N** Black **SP2900 D T** Cor-ten **SP2900 D 4** Light ivory
	F - 2700K **5** - 3000K **9** - 4000K **0** - 5000K **1** - blue
	diffuse
	145 lm (3000K)
	35 lm (3000K)
	1 power LED
	body and cover in aluminium screen in transparent extra-clear glass
	not included, see p. 566
	includes 1.5 m PVC cable FROR 2x0.35/0.35 Ø3.5 mm
	parallel
	semi-recessed (wall)
	see p. 566
	outdoor version Step Outside 2.7 p. 579

STEP INSIDE

ACCESSORIES AND POWER SUPPLY UNITS

ACCESSORIES FOR INSTALLATION

WC0201
Outer casing for solid walls

WC0202
Outer casing for solid walls

POWER SUPPLY UNITS Step Inside 2.2 / 2.3

350mA

Max no. fixtures	PSU	IP	Page
1/3	A13350VL	20	669
1/15	ACUNI020T1	20	668 669
3/9	A19350QL	20	669
5/12	A312350QL	20	669
1/12 Dimmer	ADUNITC	20	672 673 674
2/6	A16350IP67	67	669
5/12	A312350IP67	67	669

500mA

Max no. fixtures	PSU	IP	Page
1/3	A13500TC	20	669
1/10	ACUNI020T1	20	668 669
2/5	A15500QL	20	669
5/10	A310500QL	20	669
1/12 Dimmer	ADUNITC	20	672 673 674
1/4	A14500IP67	67	669
5/10	A310500IP67	67	669

POWER SUPPLY UNITS Step Inside 2.8 / 2.9

Max no. fixtures	PSU	IP	Page
1...n	24Vdc	20	671
1...n	24Vdc	67	671

STEP INSIDE: STANDARD FINISHES

White

Chrome

Satin

Black

Cor-ten

Light ivory

STEP INSIDE 2.3 >
3000K, 2W, white

L&L stand, Light+Building 2016
Frankfurt am Main, Germany

STEP INSIDE

PHOTOMETRIC DATA

STEP INSIDE 2.2
2.3
2.8
2.9

D - Diffuse

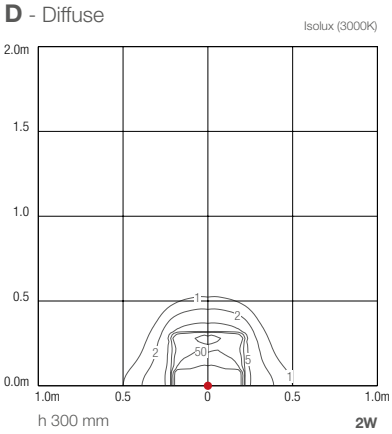

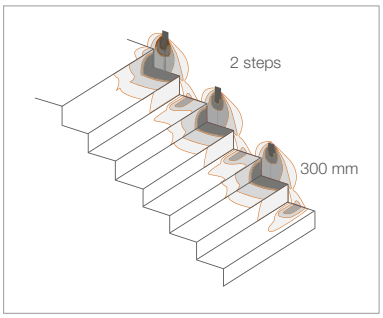

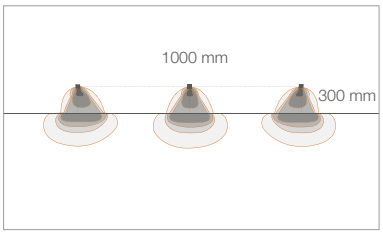

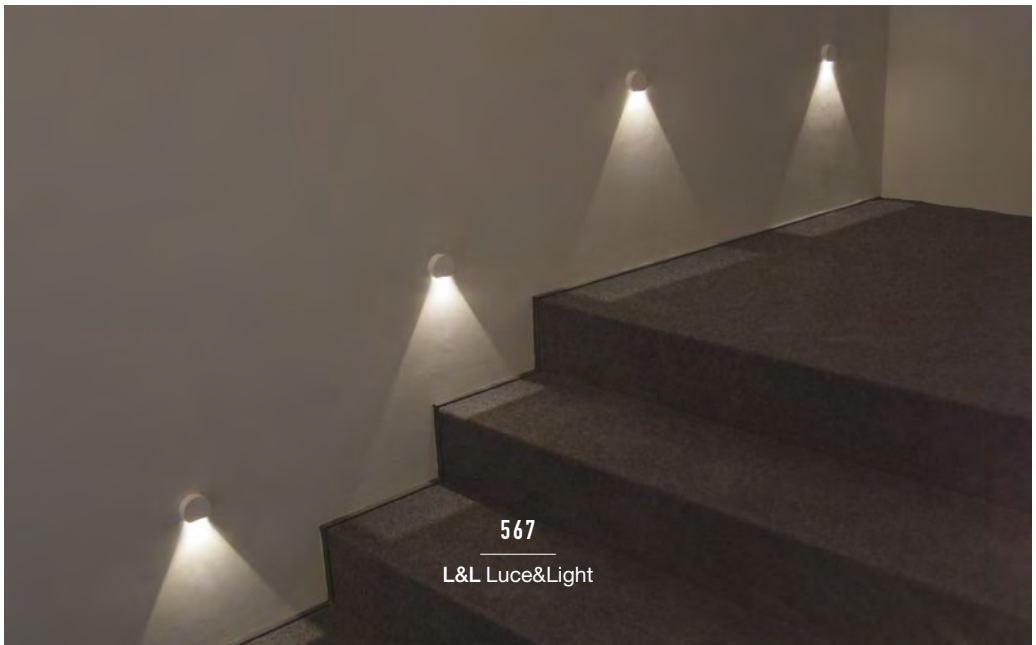

LIRA

OUTDOOR STEP LIGHTS

LIRA 1.0

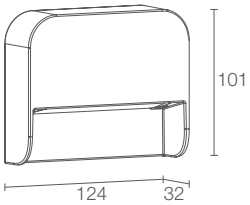

LIRA 2.0

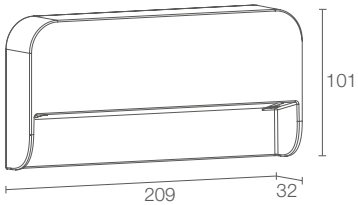

	kg 0.53 IP65 IK08 A A+ A++	kg 0.84 IP65 IK08 A A+ A++
POWER / POWER SUPPLY **CODE**	6W 230Vac **LR1010 A E** White **LR1010 A F** Grey **LR1010 A H** Anthracite **LR1010 A T** Cor-ten	12W 230Vac **LR2010 A E** White **LR2010 A F** Grey **LR2010 A H** Anthracite **LR2010 A T** Cor-ten
LED COLOUR	**F** - 2700K **5** - 3000K **9** - 4000K	**F** - 2700K **5** - 3000K **9** - 4000K
OPTICS	asymmetrical	asymmetrical
LUMEN OUTPUT AT SOURCE	756 lm (3000K)	1512 lm (3000K)
DELIVERED LUMEN OUTPUT	368 lm (3000K, white finish)	736 lm (3000K, white finish)
NO. AND TYPE OF LED	18 mid-power LEDs	36 mid-power LEDs
MATERIAL	body in die-cast aluminium screen in glass	body in die-cast aluminium screen in glass
POWER SUPPLY UNIT	built in	built in
POWER CABLES	includes 1.5 m neoprene cable H05RN-F 3x1.0 Ø7 mm	includes 1.5 m neoprene cable H05RN-F 3x1.0 Ø7 mm
MOUNTING	surface mounted (wall)	surface mounted (wall)
ACCESSORIES	see p. 570	see p. 570

< LIRA 1.0
3000K, 6W, white

LIRA

ACCESSORIES

ACCESSORIES FOR INSTALLATION

WC0301
Optional outer casing

PHOTOMETRIC DATA

LIRA 1.0

A - Asymmetrical

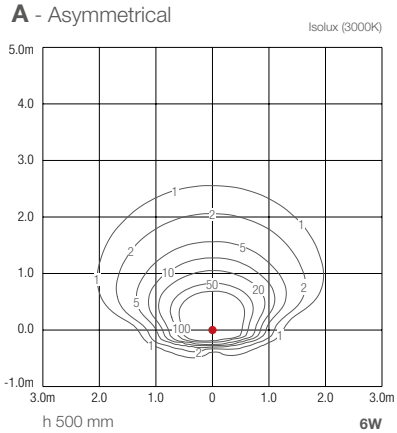

LIRA 2.0

A - Asymmetrical

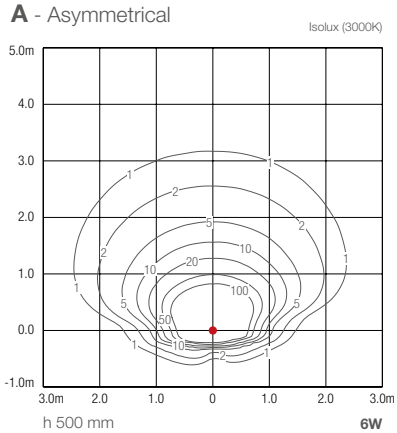

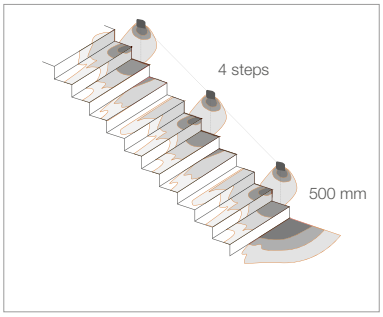

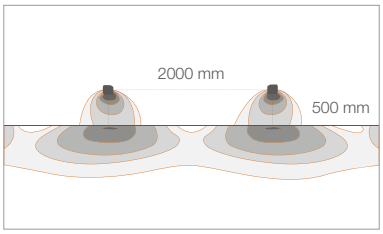

PASITO

OUTDOOR STEP LIGHTS

PASITO 1.0

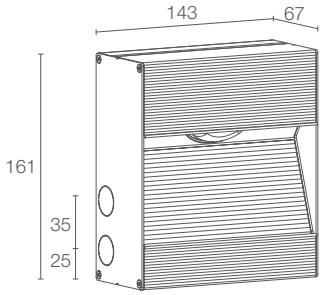

Required outer casing, not included

kg 0.52 IP65 IK07

230Vac 24Vdc

A A+ A++ IPS

POWER / POWER SUPPLY CODE	10W 230Vac **PA1010** **E** White **PA1010** **F** Grey **PA1010** **H** Anthracite **PA1010** **T** Cor-ten 8.5W 24Vdc **PA1000** **E** White **PA1000** **F** Grey **PA1000** **H** Anthracite **PA1000** **T** Cor-ten
CRI	**0** - 80 CRI **1** - 90 CRI
LED COLOUR	**F** - 2700K **5** - 3000K **9** - 4000K
OPTICS	**A** - asymmetrical 150°x90° **B** - 60°
LUMEN OUTPUT AT SOURCE	851 lm (3000K, CRI 80) 788 lm (3000K, CRI 90)
DELIVERED LUMEN OUTPUT	154 lm (3000K, asymmetrical 150°x90°, CRI 80) 304 lm (3000K, 60°, CRI 80) 142 lm (3000K, asymmetrical 150°x90°, CRI 90) 280 lm (3000K, 60°, CRI 90)
NO. AND TYPE OF LED	1 high-intensity power LED
MATERIAL	body in aluminium
POWER SUPPLY UNIT	230Vac: included 24Vdc: not included, see p. 574
POWER CABLES	230Vac: includes 0.20 m neoprene cable H05RN-F 2x1.0 Ø7 mm 24Vdc: includes 0.30 m neoprene cable H05RN-F 2x0.35/0.75 Ø6.3 mm
MOUNTING	recessed (wall)
ACCESSORIES	see p. 574

< **PASITO 1.0**
3000K, 10W, asymmetrical 150°x90°,
grey, distance between fixtures: 3.5 m

PASITO

ACCESSORIES AND POWER SUPPLY UNITS

ACCESSORIES FOR INSTALLATION



WC1410E - White
WC1410F - Grey
WC1410H - Anthracite
WC1410T - Cor-ten
Outer casing

POWER SUPPLY UNITS

Max no. fixtures	PSU	IP	Page
1...n	24Vdc	20	671
1...n	24Vdc	67	671

v
PASITO 1.0
3000K, 10W, 60°, grey, distance between fixtures: 3.5 m



PASITO

PHOTOMETRIC DATA

PASITO 1.0

A - Asymmetrical 150°x90°

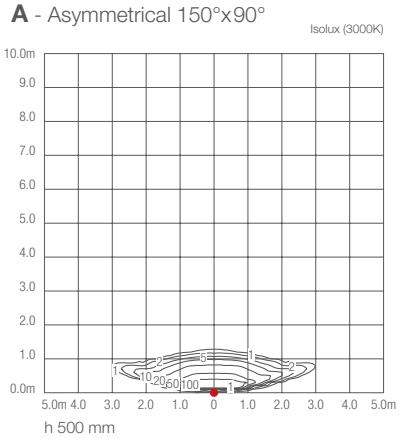

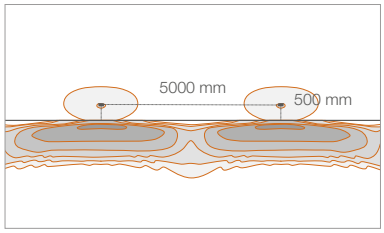

B - 60°

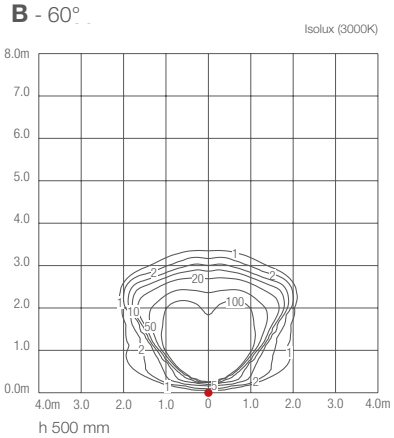

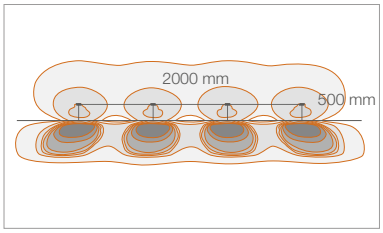

A - Asymmetrical 150°x90°

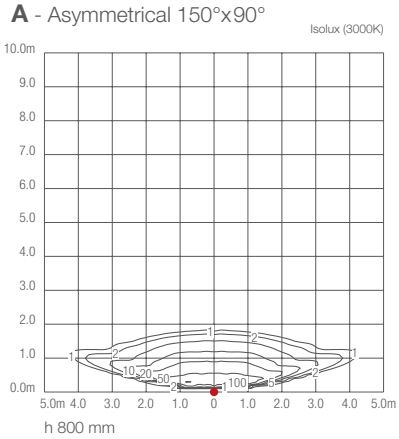

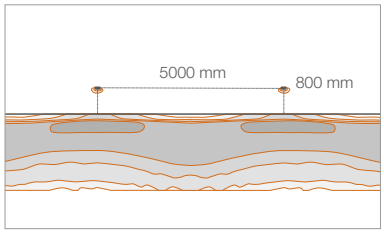

B - 60°

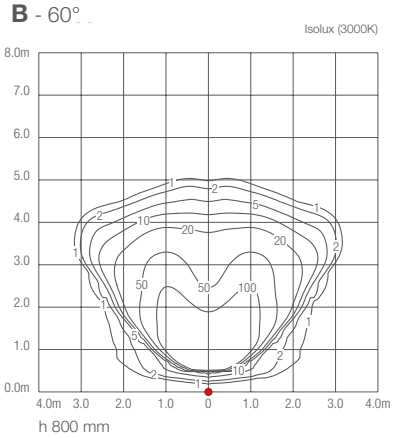

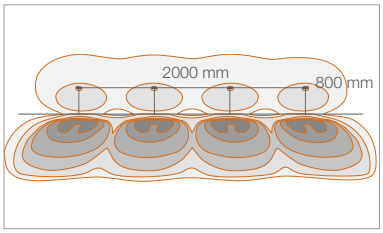

STEP OUTSIDE

OUTDOOR STEP LIGHTS

STEP OUTSIDE 2.0
38x38 mm
max 2W max 500mA

STEP OUTSIDE 2.1
Ø54x46 mm
max 2W max 500mA

STEP OUTSIDE 5.1
Ø55 mm
max 2W max 500mA

STEP OUTSIDE 5.2
Ø55 mm
max 2W max 500mA

STEP OUTSIDE 2.6
38x38 mm
2W 24Vdc

STEP OUTSIDE 2.7
Ø54x46 mm
2W 24Vdc

STEP OUTSIDE 6.1
55x55 mm
max 2W max 500mA



STEP OUTSIDE 6.2
55x55 mm
max 2W max 500mA

STEP OUTSIDE 6.3
55x55 mm
max 2W max 500mA

STEP OUTSIDE 7.0
140x90 mm
3.5W 24Vdc

STEP OUTSIDE 8.0
140x90 mm
3.5W 24Vdc

< **STEP OUTSIDE 5.2**
3000K, 2W, customized version with anthracite finish

Project by / arch. Fernanda Cantone
Light planning by / Light Style
Photo by / Simone Aprile
Castello Tafuri Charming Suites
Portopalo di Capo Passero, Syracuse, Italy

STEP OUTSIDE 2

STEP OUTSIDE 2.0

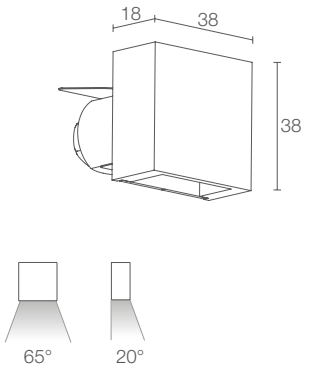

Ø 70 mm
H 70 mm

Ø 30 mm

kg 0.10 IP54

A A+ A++ IPS

STEP OUTSIDE 2.1

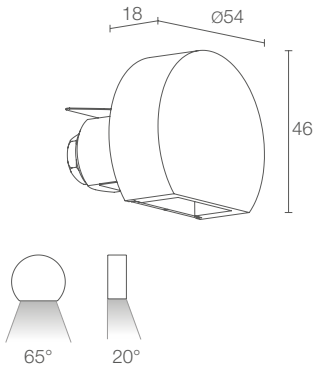

Ø 70 mm
H 70 mm

Ø 30 mm

kg 0.14 IP54

A A+ A++ IPS

POWER / POWER SUPPLY CODE	max 2W max 500mA **SP2012 D A E** White **SP2012 D A N** Black **SP2012 D A T** Cor-ten	max 2W max 500mA **SP2112 D A E** White **SP2112 D A N** Black **SP2112 D A T** Cor-ten
LED COLOUR	**F** - 2700K **5** - 3000K **9** - 4000K **0** - 5000K **1** - blue	**F** - 2700K **5** - 3000K **9** - 4000K **0** - 5000K **1** - blue
OPTICS	diffuse	diffuse
LUMEN OUTPUT AT SOURCE	145 lm (3000K, 500mA)	145 lm (3000K, 500mA)
DELIVERED LUMEN OUTPUT	35 lm (3000K, 500mA)	35 lm (3000K, 500mA)
NO. AND TYPE OF LED	1 power LED	1 power LED
MATERIAL	body and cover in aluminium screen in transparent extra-clear glass	body and cover in aluminium screen in transparent extra-clear glass
POWER SUPPLY UNIT	not included, see p. 586 e 668	not included, see p. 586 e 668
POWER CABLES	includes 1.5 m neoprene cable H05RN-F 2x0.35/0.75 Ø6.3 mm	includes 1.5 m neoprene cable H05RN-F 2x0.35/0.75 Ø6.3 mm
WIRING	series	series
MOUNTING	semi-recessed (wall)	semi-recessed (wall)
ACCESSORIES	see p. 586	see p. 586
NOTES	indoor version Step Inside 2.2 p. 564	indoor version Step Inside 2.3 p. 564

STEP OUTSIDE 2.6

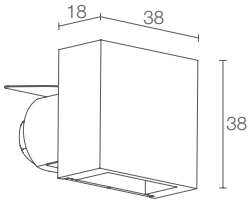

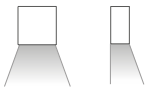

Ø 70 mm
H 70 mm

Ø 30 mm

kg 0.10 IP54

A A+ A++ IPS

	2W 24Vdc **SP2600 D E** White **SP2600 D N** Black **SP2600 D T** Cor-ten
	F - 2700K **5** - 3000K **9** - 4000K **0** - 5000K **1** - blue
	diffuse
	145 lm (3000K)
	35 lm (3000K)
	1 power LED
	body and cover in aluminium screen in transparent extra-clear glass
	not included, see p. 586
	includes 1.5 m neoprene cable H05RN-F 2x0.35/0.75 Ø6.3 mm
	parallel
	semi-recessed (wall)
	see p. 586
	indoor version Step Inside 2.8 p. 565

STEP OUTSIDE 2.7

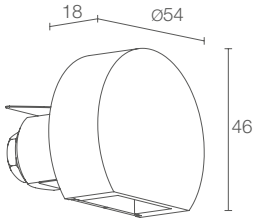

Ø 70 mm
H 70 mm

Ø 30 mm

kg 0.14 IP54

A A+ A++ IPS

	2W 24Vdc **SP2700 D E** White **SP2700 D N** Black **SP2700 D T** Cor-ten
	F - 2700K **5** - 3000K **9** - 4000K **0** - 5000K **1** - blue
	diffuse
	145 lm (3000K)
	35 lm (3000K)
	1 power LED
	body and cover in aluminium screen in transparent extra-clear glass
	not included, see p. 586
	includes 1.5 m neoprene cable H05RN-F 2x0.35/0.75 Ø6.3 mm
	parallel
	semi-recessed (wall)
	see p. 586
	indoor version Step Inside 2.9 p. 565

STEP OUTSIDE 5

< STEP OUTSIDE 5.2
3000K, 2W, customized version with anthracite finish

Project by / arch. Fernanda Cantone
Light planning by / Light Style
Photo by / Simone Aprile
Castello Tafuri Charming Suites
Portopalo di Capo Passero, Syracuse, Italy

STEP OUTSIDE 5.1

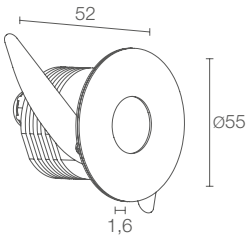

Ø 70 mm
H 90 mm

Ø 45 mm

kg 0.24 IP65

A A+ A++ IPS

STEP OUTSIDE 5.2

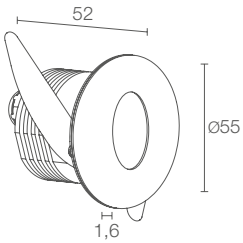

Ø 70 mm
H 90 mm

Ø 45 mm

kg 0.24 IP65

A A+ A++ IPS

POWER / POWER SUPPLY	max 2W max 500mA	max 2W max 500mA
CODE	**SP5112 A A E** White **SP5112 A A S** Satin **SP5112 A A N** Black **SP5112 A A T** Cor-ten	**SP5212 A A E** White **SP5212 A A S** Satin **SP5212 A A N** Black **SP5212 A A T** Cor-ten
LED COLOUR	**F** - 2700K **5** - 3000K **9** - 4000K **0** - 5000K **1** - blue	**F** - 2700K **5** - 3000K **9** - 4000K **0** - 5000K **1** - blue
OPTICS	asymmetrical	asymmetrical
LUMEN OUTPUT AT SOURCE	145 lm (3000K, 500mA)	145 lm (3000K, 500mA)
DELIVERED LUMEN OUTPUT	34 lm (3000K, 500mA)	42 lm (3000K, 500mA)
NO. AND TYPE OF LED	1 power LED	1 power LED
MATERIAL	body in aluminium, cover in stainless steel screen in transparent plexiglass	body in aluminium, cover in stainless steel screen in transparent plexiglass
POWER SUPPLY UNIT	not included, see p. 586 e 668	not included, see p. 586 e 668
POWER CABLES	includes 1.5 m neoprene cable H05RN-F 2x0.35/0.75 Ø6.3 mm	includes 1.5 m neoprene cable H05RN-F 2x0.35/0.75 Ø6.3 mm
WIRING	series	series
MOUNTING	recessed (wall)	recessed (wall)
ACCESSORIES	see p. 586	see p. 586

STEP OUTSIDE 6

STEP OUTSIDE 6.1

v
STEP OUTSIDE 6.1
3000K, 2W, white
RIO 1.1
3700K, 6W

L&L stand, Light+Building 2014
Frankfurt am Main, Germany

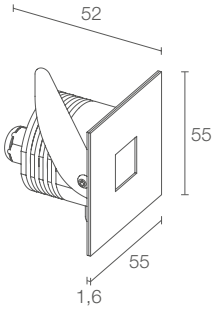

Ø 70 mm
H 90 mm

Ø 45 mm

kg 0.24 IP65

A A+ A++ IPS

POWER / POWER SUPPLY	max 2W max 500mA
CODE	**SP6112 A A E** White **SP6112 A A S** Satin **SP6112 A A N** Black **SP6112 A A T** Cor-ten
LED COLOUR	**F** - 2700K **5** - 3000K **9** - 4000K **0** - 5000K **1** - blue
OPTICS	asymmetrical
LUMEN OUTPUT AT SOURCE	145 lm (3000K, 500mA)
DELIVERED LUMEN OUTPUT	29 lm (3000K, 500mA)
NO. AND TYPE OF LED	1 power LED
MATERIAL	body in aluminium, cover in stainless steel screen in transparent plexiglass
POWER SUPPLY UNIT	not included, see p. 586 e 668
POWER CABLES	includes 1.5 m neoprene cable H05RN-F 2x0.35/0.75 Ø6.3 mm
WIRING	series
MOUNTING	recessed (wall)
ACCESSORIES	see p. 586

STEP OUTSIDE 6.2

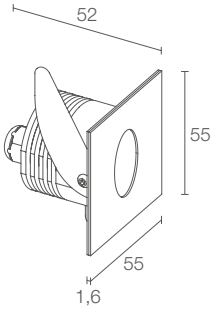

Ø 70 mm
H 90 mm

Ø 45 mm

kg 0.24 IP65

A A+ A++ IPS

	max 2W max 500mA **SP6212** **A A E** White **SP6212** **A A S** Satin **SP5112** **A A N** Black **SP6212** **A A T** Cor-ten
	F - 2700K **5** - 3000K **9** - 4000K **0** - 5000K **1** - blue
	asymmetrical
	145 lm (3000K, 500mA)
	42 lm (3000K, 500mA)
	1 power LED
	body in aluminium, cover in stainless steel screen in transparent plexiglass
	not included, see p. 586 e 668
	includes 1.5 m neoprene cable H05RN-F 2x0.35/0.75 Ø6.3 mm
	series
	recessed (wall)
	see p. 586

STEP OUTSIDE 6.3

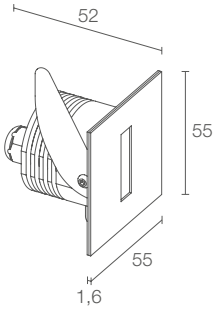

Ø 70 mm
H 90 mm

Ø 45 mm

kg 0.24 IP65

A A+ A++ IPS

	max 2W max 500mA **SP6312** **A A E** White **SP6312** **A A S** Satin **SP6312** **A A N** Black **SP6312** **A A T** Cor-ten
	F - 2700K **5** - 3000K **9** - 4000K **0** - 5000K **1** - blue
	asymmetrical
	145 lm (3000K, 500mA)
	25 lm (3000K, 500mA)
	1 power LED
	body in aluminium, cover in stainless steel screen in transparent plexiglass
	not included, see p. 586 e 668
	includes 1.5 m neoprene cable H05RN-F 2x0.35/0.75 Ø6.3 mm
	series
	recessed (wall)
	see p. 586

STEP OUTSIDE 7 – 8

STEP OUTSIDE 7.0

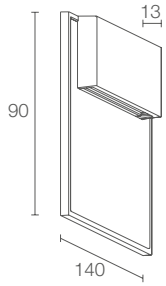

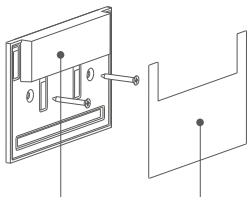

Body: white, grey, cor-ten, anthracite

Cover: white or stainless steel

kg 0.15 IP65

A A+ A++

POWER / POWER SUPPLY	3.5W 24Vdc
CODE	**SP7000 A W** White-White **SP7000 A E** White-Stainless steel **SP7000 A F** Grey-Stainless steel **SP7000 A H** Anthracite-Stainless steel **SP7000 A T** Cor-ten-Stainless steel
LED COLOUR	**5** - 3000K **9** - 4000K **0** - 5000K
OPTICS	diffuse
LUMEN OUTPUT AT SOURCE	107 lm (3000K)
DELIVERED LUMEN OUTPUT	20 lm (3000K)
NO. AND TYPE OF LED	1 power LED
MATERIAL	body in die-cast aluminium screen in transparent polycarbonate
POWER SUPPLY UNIT	not included, see p. 586
POWER CABLES	includes 2x0.30 m single-core cables
MOUNTING	surface mounted (wall)
ACCESSORIES	see p. 586

STEP OUTSIDE 8.0

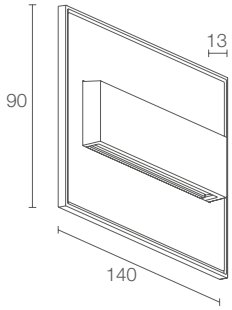

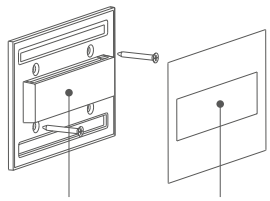

Body: white, grey, cor-ten, anthracite

Cover: white or stainless steel

kg 0.15 IP65

A A+ A++

	3.5W 24Vdc
	SP8000 A W White-White **SP8000 A E** White-Stainless steel **SP8000 A F** Grey-Stainless steel **SP8000 A H** Anthracite-Stainless steel **SP8000 A T** Cor-ten-Stainless steel
	5 - 3000K **9** - 4000K **0** - 5000K
	diffuse
	107 lm (3000K)
	8 lm (3000K)
	1 power LED
	body in die-cast aluminium screen in transparent polycarbonate
	not included, see p. 586
	includes 2x0.30 m single-core cables
	surface mounted (wall)
	see p. 586

< STEP OUTSIDE 8.0
3000K, 3.5W, cor-ten - stainless steel

STEP OUTSIDE

ACCESSORIES AND POWER SUPPLY UNITS

ACCESSORIES FOR INSTALLATION

WC0201
Outer casing
(Step Outside 2.0 / 2.1 / 2.6 / 2.7)

WC0202
Outer casing
(Step Outside 2.0 / 2.1 / 2.6 / 2.7)

WC1500
Outer casing
(Step Outside 5.1 / 5.2 / 6.1 / 6.2 / 6.3)

WC1501
Outer casing
(Step Outside 5.1 / 5.2 / 6.1 / 6.2 / 6.3)

WC0301
Optional outer casing
(Step Outside 7.0 / 8.0)

POWER CABLES

Neoprene cables
H05RN-F 2x0.35/0.75 Ø6.3 mm
IPS

WF5005 - 5 m
WF5010 - 10 m
WF5015 - 15 m
WF5020 - 20 m

(Step Outside 2.0 / 2.1 / 5.1 / 5.2 / 6.1 / 6.2 / 6.3)

Neoprene cables
H05RN-F 2x0.35/0.75 Ø6.3 mm
IPS

WF8405 - 5 m
WF8410 - 10 m
WF8415 - 15 m
WF8420 - 20 m

(Step Outside 2.6 / 2.7)

order together with the lighting fixture

POWER SUPPLY UNITS Step Outside 2.0 / 2.1 / 5.1 / 5.2 / 6.1 / 6.2 / 6.3

350mA

Max no. fixtures	PSU	IP	Page
1/3	A13350VL	20	669
1/15	ACUNI020T1	20	668 669
3/9	A19350QL	20	669
5/12	A312350QL	20	669
1/12 Dimmer	ADUNITC	20	672 673 674
2/6	A16350IP67	67	669
5/12	A312350IP67	67	669

500mA

Max no. fixtures	PSU	IP	Page
1/3	A13500TC	20	669
1/10	ACUNI020T1	20	668 669
2/5	A15500QL	20	669
5/10	A310500QL	20	669
1/12 Dimmer	ADUNITC	20	672 673 674
1/4	A14500IP67	67	669
5/10	A310500IP67	67	669

POWER SUPPLY UNITS Step Outside 2.6 / 2.7 / 7.0 / 8.0

Max no. fixtures	PSU	IP	Page
1...n	24Vdc	20	671
1...n	24Vdc	67	671

STEP OUTSIDE 5.2 >
3000K, 2W, customized version with anthracite finish

Project by / arch. Fernanda Cantone
Light planning by / Light Style
Photo by / Simone Aprile
Castello Tafuri Charming Suites
Portopalo di Capo Passero, Syracuse, Italy

STEP OUTSIDE

PHOTOMETRIC DATA

STEP OUTSIDE 2.0 2.1 2.6 2.7

D - Diffuse

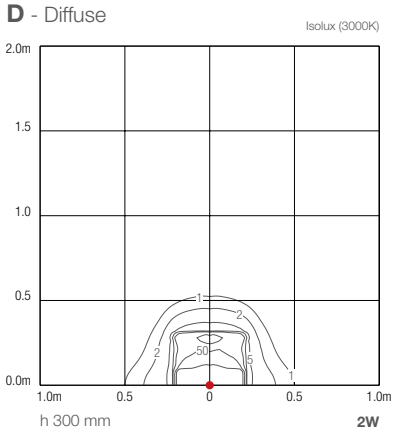

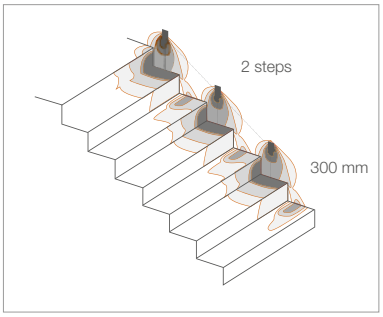

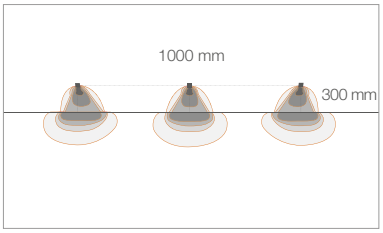

STEP OUTSIDE 5.1

A - Asymmetrical

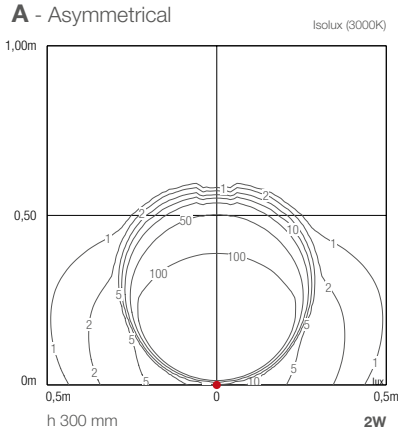

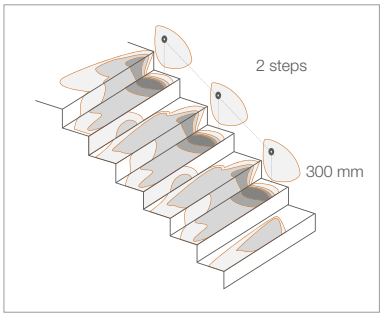

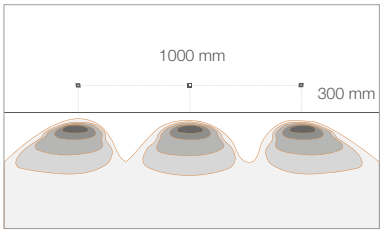

STEP OUTSIDE 5.2

A - Asymmetrical

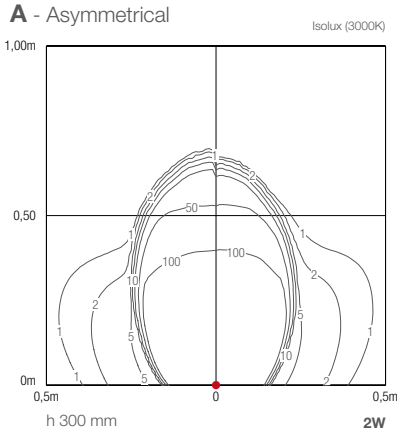

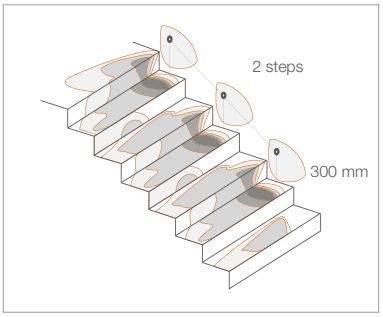

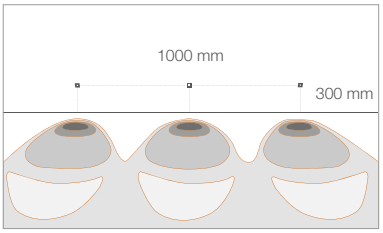

STEP OUTSIDE 6.1

A - Asymmetrical

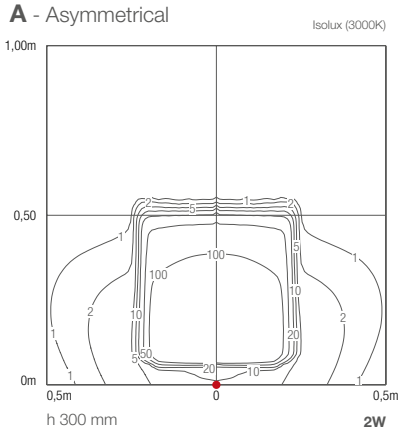

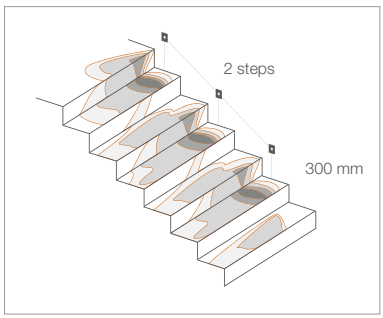

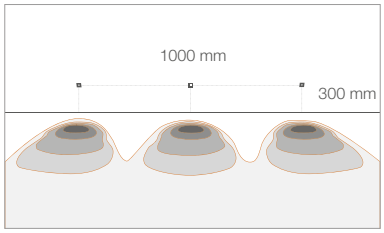

STEP OUTSIDE 6.2

A - Asymmetrical

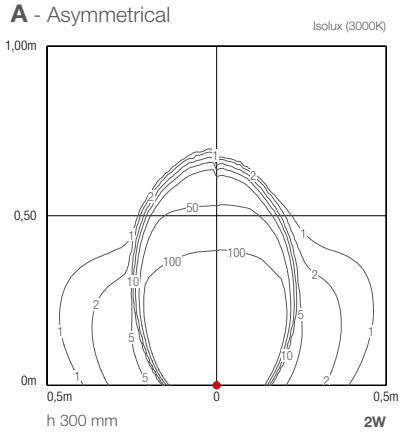

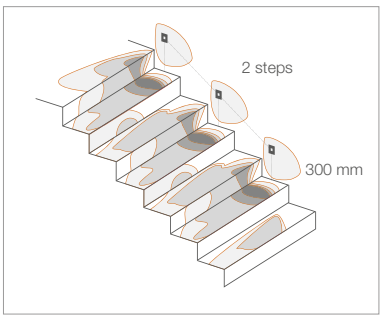

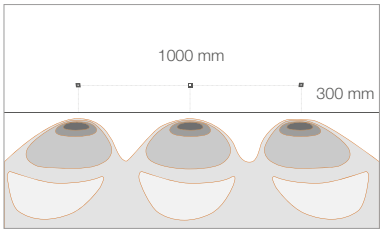

STEP OUTSIDE 6.3

A - Asymmetrical

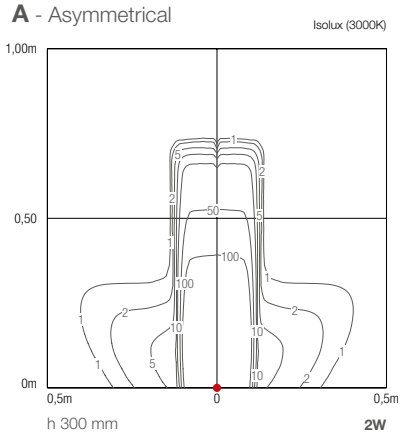

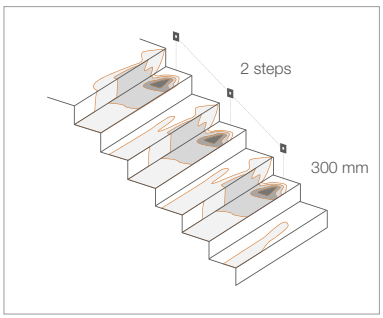

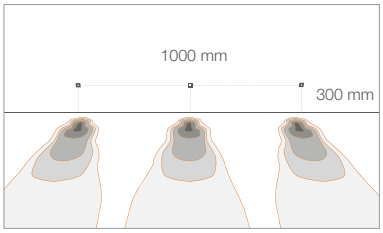

STEP OUTSIDE

PHOTOMETRIC DATA

STEP OUTSIDE 7.0

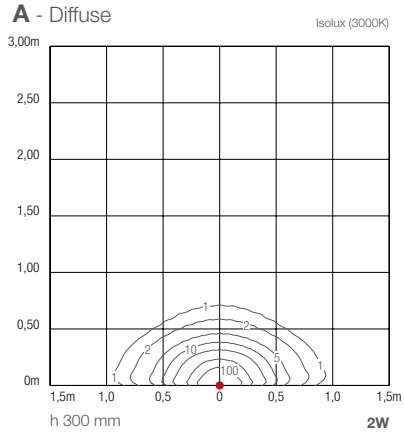

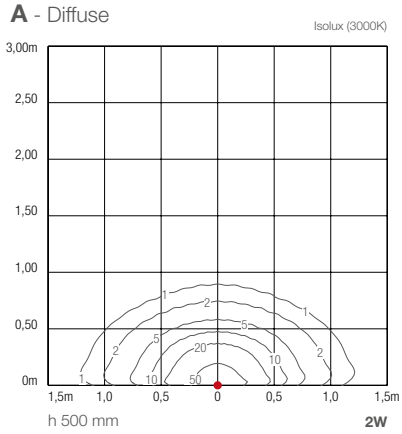

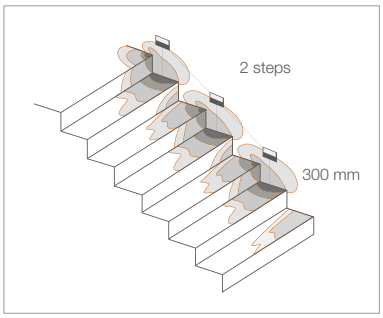

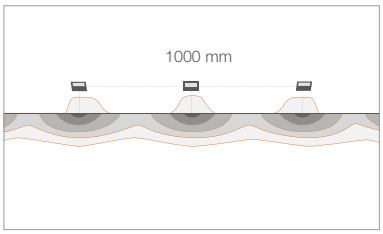

STEP OUTSIDE 8.0

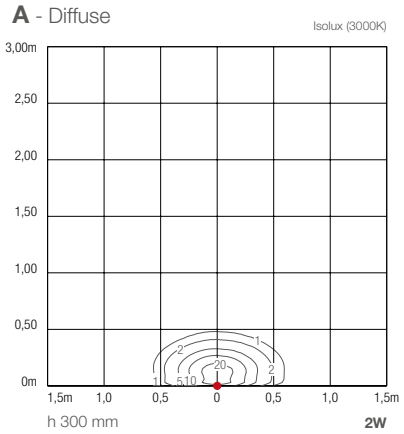

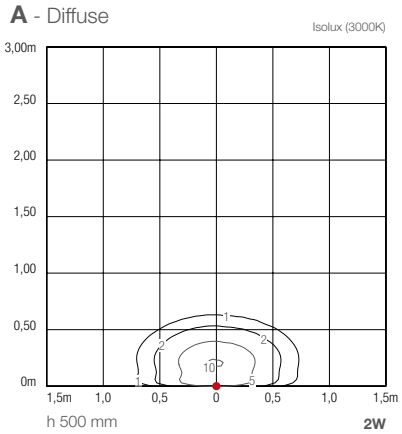

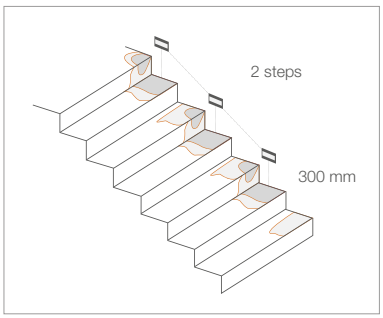

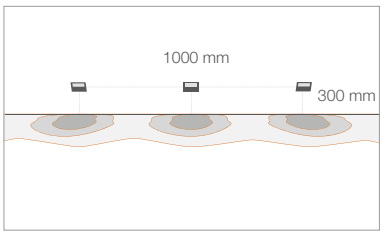

STEP OUTSIDE 5.2 >
3000K, 2W, cor-ten

Home/studio of architect Luca Salmoiraghi,
Milan, Italy

BOLLARDS

PRODUCT	BITTA	LINEAR 1	LINEAR 2 - 4	PALLADIANO	PLIN 1 - 2	PLIN 3
OUTDOOR						
HEIGHTS						
MAX NO. OF BEAMS						
APPLIANCE CLASS						

BITTA

OUTDOOR BOLLARDS

BITTA 1.0

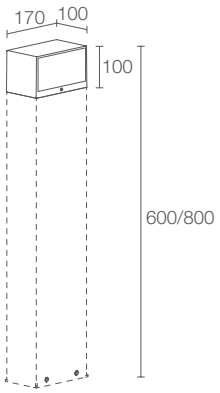

kg 4.80 h 600 mm
kg 5.70 h 800 mm
IP65 IK07
A A+ A++ PID

POWER / POWER SUPPLY	10W 230Vac
CODE	**BT1010 A E** White **BT1010 A F** Grey **BT1010 A H** Anthracite **BT1010 A T** Cor-ten
LED COLOUR	**F** - 2700K **5** - 3000K **9** - 4000K **0** - 5000K
OPTICS	asymmetrical
LUMEN OUTPUT AT SOURCE	727 lm (3000K)
DELIVERED LUMEN OUTPUT	256 lm (3000K)
NO. AND TYPE OF LEDS	5 power LEDs
MATERIAL	body in die-cast aluminium, column in stainless steel screen in serigraphed, tempered, transparent extra-clear glass
POWER SUPPLY UNIT	built in
POWER CABLES	connection box with 0.30 m cable
MOUNTING	surface mounted (ground)
ACCESSORIES	see p. 596

BITTA 1.1

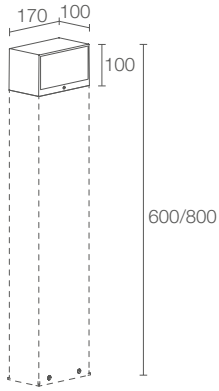

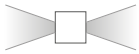

kg 4.80 h 600 mm
kg 5.70 h 800 mm
IP65 IK07
A A+ A++ PID

	20W 230Vac
	BT1110 A E White **BT1110 A F** Grey **BT1110 A H** Anthracite **BT1110 A T** Cor-ten
	F - 2700K **5** - 3000K **9** - 4000K **0** - 5000K
	asymmetrical
	727 lm (3000K) per beam
	256 lm (3000K) per beam
	10 (5+5) power LEDs
	body in die-cast aluminium, column in stainless steel screen in serigraphed, tempered, transparent extra-clear glass
	built in
	connection box with 0.30 m cable
	surface mounted (ground)
	see p. 596

BITTA

ACCESSORIES

ACCESSORIES
FOR INSTALLATION

h 600 mm including head

WT60600E	White
WT60600F	Grey
WT60600H	Anthracite
WT60600T	Cor-ten

column

h 800 mm including head

WT60800E	White
WT60800F	Grey
WT60800H	Anthracite
WT60800T	Cor-ten

column

PHOTOMETRIC DATA

BITTA 1.0

A - Asymmetrical

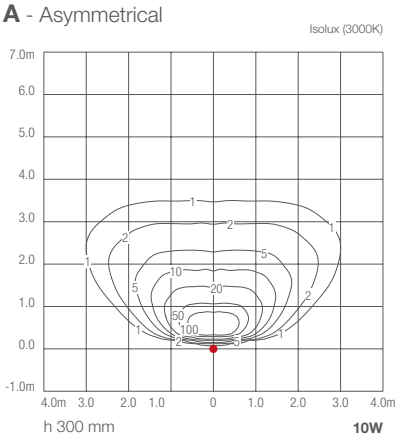

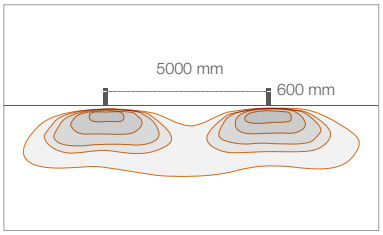

A - Asymmetrical

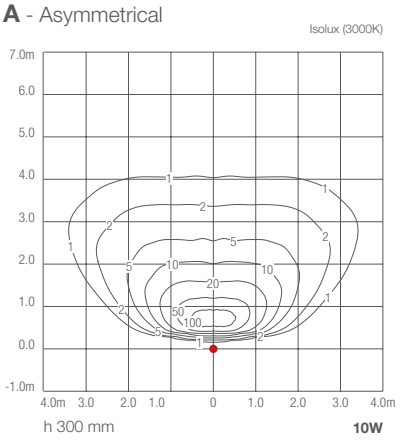

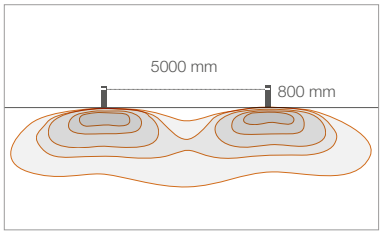

LINEAR

OUTDOOR BOLLARDS

LINEAR 1.2

h 350/650 mm
max 6W max 500mA

LINEAR 1.3

h 350/650 mm
6W 24Vdc

LINEAR 2.1

h 250/600/800 mm
4W 230Vac
8.5W 230Vac
single beam

LINEAR 2.2

h 250/600/800 mm
7W 230Vac
15W 230Vac
double beam

LINEAR 2.3

h 250/600/800 mm
10W 230Vac
3 beams

LINEAR 2.4

h 250/600/800 mm
13W 230Vac
4 beams

LINEAR 4.1

h 600/800 mm
8W 230Vac
16W 230Vac
single beam

LINEAR 4.2

h 600/800 mm
14W 230Vac
32W 230Vac
double beam

LINEAR 4.4

h 600/800 mm
28W 230Vac
4 beams

< **LINEAR 4.2**
3000K, 32W, anthracite, height 800 mm

Villa Ca' Prigioni
Lanzè, Quinto Vicentino, Vicenza, Italy

LINEAR 1

LINEAR 1.2

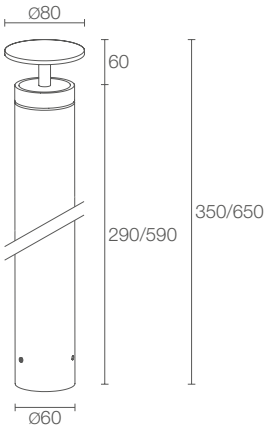

LINEAR 1.3

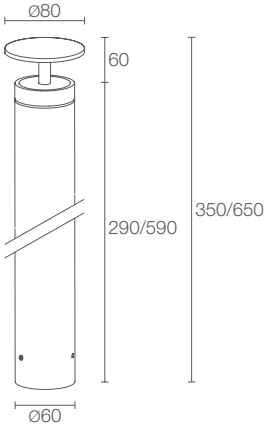

	LINEAR 1.2	LINEAR 1.3
	kg 1.50 h 350 mm kg 2.20 h 650 mm IP66 A A+ A++ IPS	kg 1.50 h 350 mm kg 2.20 h 650 mm IP66 A A+ A++ IPS
POWER / POWER SUPPLY CODE	max 6W max 500mA h 350 mm **CL123230** **C A F** Grey max 6W max 500mA h 650 mm **CL123260** **C A F** Grey	6W 24Vdc h 350 mm **CL130030** **C A F** Grey 6W 24Vdc h 650 mm **CL130060** **C A F** Grey
LED COLOUR	**F** - 2700K **5** - 3000K **9** - 4000K **0** - 5000K **1** - blue	**F** - 2700K **5** - 3000K **9** - 4000K **0** - 5000K **1** - blue
OPTICS	indirect circular	indirect circular
LUMEN OUTPUT AT SOURCE	436 lm (3000K, 500mA)	436 lm (3000K)
DELIVERED LUMEN OUTPUT	111 lm (3000K, 500mA)	111 lm (3000K)
NO. AND TYPE OF LEDS	3 power LEDs	3 power LEDs
MATERIAL	body in aluminium, reflector in stainless steel transparent and tempered extra-clear glass	body in aluminium, reflector in stainless steel transparent and tempered extra-clear glass
POWER SUPPLY UNIT	not included, see p. 606 and 668	not included, see p. 606
POWER CABLES	includes 1 m neoprene cable H05RN-F 2x0.75/0.75 Ø6.3 mm	includes 1 m neoprene cable H05RN-F 2x0.75/0.75 Ø6.3 mm
WIRING	series	parallel
MOUNTING	surface mounted (ground)	surface mounted (ground)
ACCESSORIES	see p. 606	see p. 606

< **LINEAR 1.2**
3000K, 6W, grey

Project by / arch. Richard England
Light planning by / Light Design Solutions
Dar il-Hanin Samaritan, Santa Venera, Malta

LINEAR 2

LINEAR 2.1

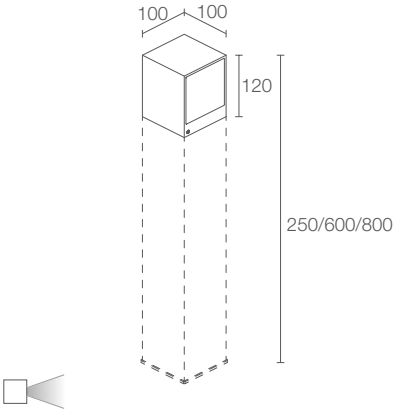

kg 1.60
kg 2.00
kg 2.70
kg 3.10
IP65 IK07

A A+ A++ PID

POWER / POWER SUPPLY CODE	4W 230Vac **CL2110 A F** Grey **CL2110 A H** Anthracite **CL2110 A T** Cor-ten 8.5W 230Vac **CL2111 A F** Grey **CL2111 A H** Anthracite **CL2111 A T** Cor-ten
LED COLOUR	**F** - 2700K **5** - 3000K **9** - 4000K
OPTICS	asymmetrical
LUMEN OUTPUT AT SOURCE	184 lm (3000K, 4W) 657 lm (3000K, 8.5W)
DELIVERED LUMEN OUTPUT	100 lm (3000K, 4W) 543 lm (3000K, 8.5W)
NO. AND TYPE OF LEDS	1 power LED (4W), 1 high-intensity power LED (8.5W)
MATERIAL	body in aluminium screen in serigraphed, transparent and tempered extra-clear glass
POWER SUPPLY UNIT	built in
POWER CABLES	connection box with 1 m cable H05RN-F 2x0.75 Ø6.3 mm
MOUNTING	surface mounted (ground)
ACCESSORIES	see p. 606
NOTES	non-standard heights available on request

LINEAR 2.2

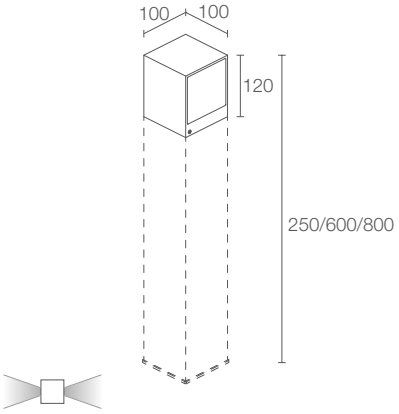

kg 1.60
kg 2.00
kg 2.70
kg 3.10
IP65 IK07

A A+ A++ PID

	7W 230Vac **CL2210 A F** Grey **CL2210 A H** Anthracite **CL2210 A T** Cor-ten 15W 230Vac **CL2211 A F** Grey **CL2211 A H** Anthracite **CL2211 A T** Cor-ten
	F - 2700K **5** - 3000K **9** - 4000K
	asymmetrical
	184 lm (3000K, 7W) per beam 657 lm (3000K, 15W) per beam
	100 lm (3000K, 7W) per beam 543 lm (3000K, 15W) per beam
	2 power LEDs (7W), 2 high-intensity power LEDs (15W)
	body in aluminium screen in serigraphed, transparent and tempered extra-clear glass
	built in
	connection box with 1 m cable H05RN-F 2x0.75 Ø6.3 mm
	surface mounted (ground)
	see p. 606
	non-standard heights available on request

LINEAR 2.3

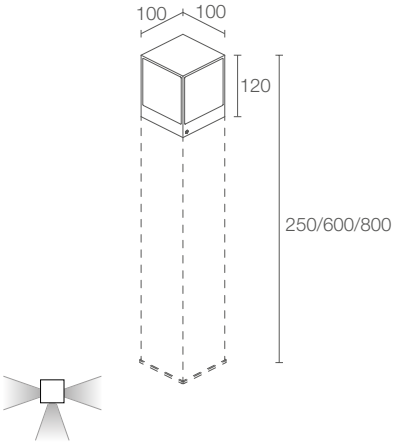

kg 1.60
kg 2.00
kg 2.70
kg 3.10

IP65 IK07

A A+ A++ PID

10W 230Vac

CL2310 ■ **A F** Grey
CL2310 ■ **A H** Anthracite
CL2310 ■ **A T** Cor-ten

■	**F** - 2700K **5** - 3000K **9** - 4000K
	asymmetrical
	184 lm (3000K) per beam
	100 lm (3000K) per beam
	3 power LEDs
	body in aluminium screen in serigraphed, transparent and tempered extra-clear glass
	built in
	connection box with 1 m cable H05RN-F 2x0.75 Ø6.3 mm
	surface mounted (ground)
	see p. 606
	non-standard heights available on request

LINEAR 2.4

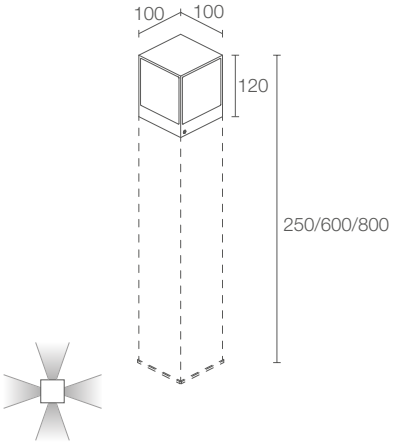

kg 1.60
kg 2.00
kg 2.70
kg 3.10

IP65 IK07

A A+ A++ PID

13W 230Vac

CL2410 ■ **A F** Grey
CL2410 ■ **A H** Anthracite
CL2410 ■ **A T** Cor-ten

■	**F** - 2700K **5** - 3000K **9** - 4000K
	asymmetrical
	184 lm (3000K) per beam
	100 lm (3000K) per beam
	4 power LEDs
	body in aluminium screen in serigraphed, transparent and tempered extra-clear glass
	built in
	connection box with 1 m cable H05RN-F 2x0.75 Ø6.3 mm
	surface mounted (ground)
	see p. 606
	non-standard heights available on request

LINEAR 4

v
LINEAR 2.1
4000K, 4W, anthracite

LINEAR 4.1

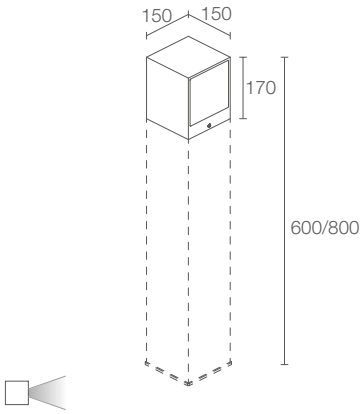

kg 3.50
kg 5.30
kg 6.10
IP65 IK06

A A+ A++ PID

POWER / POWER SUPPLY **CODE**	8W 230Vac **CL4110 ■ A F** Grey **CL4110 ■ A H** Anthracite **CL4110 ■ A T** Cor-ten 16W 230Vac **CL4111 ■ A F** Grey **CL4111 ■ A H** Anthracite **CL4111 ■ A T** Cor-ten
■ LED COLOUR	**F** - 2700K **5** - 3000K **9** - 4000K
OPTICS	asymmetrical
LUMEN OUTPUT AT SOURCE	436 lm (3000K, 8W) 1465 lm (3000K, 16W)
DELIVERED LUMEN OUTPUT	243 lm (3000K, 8W) 609 lm (3000K, 16W)
NO. AND TYPE OF LEDS	3 power LEDs (8W), 3 high-intensity power LEDs (16W)
MATERIAL	body in aluminium screen in serigraphed, transparent and tempered extra-clear glass
POWER SUPPLY UNIT	built in
POWER CABLES	connection box with 1 m cable H05RN-F 2x0.75 Ø6.3 mm
MOUNTING	surface mounted (ground)
ACCESSORIES	see p. 606
NOTES	non-standard heights available on request

LINEAR 4.2

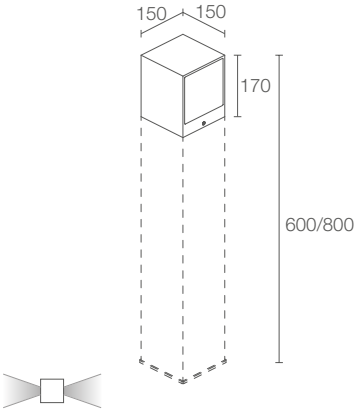

kg 3.50
kg 5.30
kg 6.10
IP65 IK06

A A+ A++ PID

14W 230Vac
CL4210 ■ **A F** Grey
CL4210 ■ **A H** Anthracite
CL4210 ■ **A T** Cor-ten

32W 230Vac
CL4211 ■ **A F** Grey
CL4211 ■ **A H** Anthracite
CL4211 ■ **A T** Cor-ten

■ **F** - 2700K
5 - 3000K
9 - 4000K

asymmetrical

436 lm (3000K, 14W) per beam
1465 lm (3000K, 32W) per beam

243 lm (3000K, 14W) per beam
609 lm (3000K, 32W) per beam

6 power LEDs (14W), 6 high-intensity power LEDs (32W)

body in aluminium
screen in serigraphed, transparent and tempered extra-clear glass

built in

connection box with 1 m cable
H05RN-F 2x0.75 Ø6.3 mm

surface mounted (ground)

see p. 606

non-standard heights available on request

LINEAR 4.4

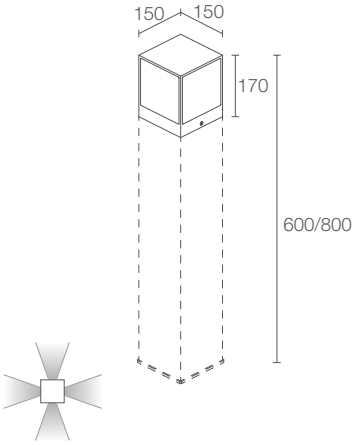

kg 3.50
kg 5.30
kg 6.10
IP65 IK06

A A+ A++ PID

28W 230Vac
CL4410 ■ **A F** Grey
CL4410 ■ **A H** Anthracite
CL4410 ■ **A T** Cor-ten

■ **F** - 2700K
5 - 3000K
9 - 4000K

asymmetrical

436 lm (3000K) per beam

243 lm (3000K) per beam

12 power LEDs

body in aluminium
screen in serigraphed, transparent and tempered extra-clear glass

built in

connection box with 1 m cable
H05RN-F 2x0.75 Ø6.3 mm

surface mounted (ground)

see p. 606

non-standard heights available on request

LINEAR

ACCESSORIES AND POWER SUPPLY UNITS

ACCESSORIES FOR INSTALLATION

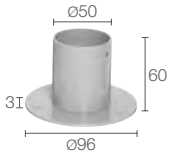

WP0200
Plate
for ground installation
(Linear 1.2 / 1.3)



WT000000
Plate
for ground installation
(Linear 2.1 / 2.2 / 2.3 / 2.4)



WT000001
Plate
for ground installation
(Linear 4.1 / 4.2 / 4.4)

h 250 mm including head
WT20250F Grey
WT20250H Anthracite
WT20250T Cor-ten

h 600 mm including head
WT20600F Grey
WT20600H Anthracite
WT20600T Cor-ten

h 800 mm including head
WT20800F Grey
WT20800H Anthracite
WT20800T Cor-ten

column
(Linear 2.1 / 2.2 / 2.3 / 2.4)

h 600 mm including head
WT40600F Grey
WT40600H Anthracite
WT40600T Cor-ten

h 800 mm including head
WT40800F Grey
WT40800H Anthracite
WT40800T Cor-ten

column
(Linear 4.1 / 4.2 / 4.4)

POWER CABLES

Neoprene cables
H05RN-F 2x0.75/0.75 Ø6.3 mm
IPS

WF6005 - 5 m
WF6010 - 10 m
WF6015 - 15 m
WF6020 - 20 m
(Linear 1.2)

Neoprene cables
H05RN-F 2x0.75/0.75 Ø6.3 mm
IPS

WF8605 - 5 m
WF8610 - 10 m
WF8615 - 15 m
WF8620 - 20 m
(Linear 1.3)

order together with the lighting fixture

POWER SUPPLY UNITS Linear 1.2

350mA

Max no. fixtures	PSU	IP	Page
1	A13350VL	20	669
1/3	A19350QL	20	669
1/5	ACUNI020T1	20	668 669
2/4	A312350QL	20	669
1/4 Dimmer	ADUNITC	20	672 673 674
1/2	A16350IP67	67	669
2/4	A312350IP67	67	669

500mA

Max no. fixtures	PSU	IP	Page
1	A13500TC	20	669
1/3	ACUNI020T1	20	668 669
2/3	A310500QL	20	669
1/4 Dimmer	ADUNITC	20	672 673 674
1	A14500IP67	67	669
2/3	A310500IP67	67	669

POWER SUPPLY UNITS Linear 1.3

Max no. fixtures	PSU	IP	Page
1...n	24Vdc	20	671
1...n	24Vdc	67	671

LINEAR

PHOTOMETRIC DATA

LINEAR 1.2
1.3

C - Indirect circular

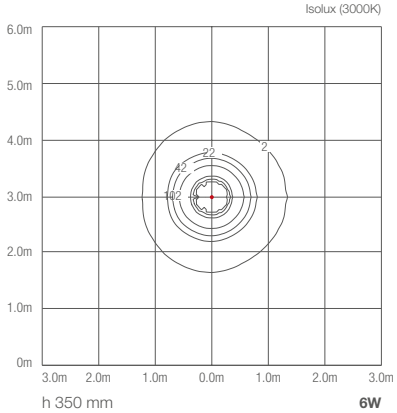

h 350 mm **6W**

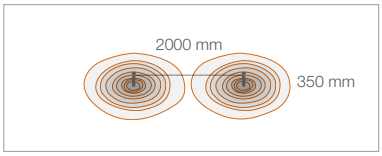

C - Indirect circular

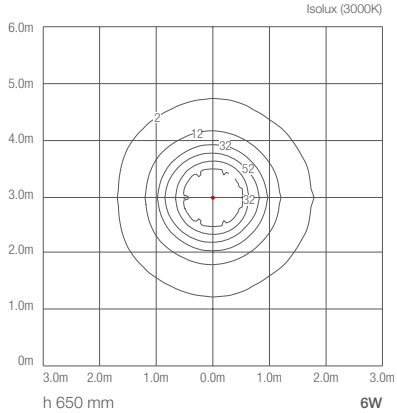

h 650 mm **6W**

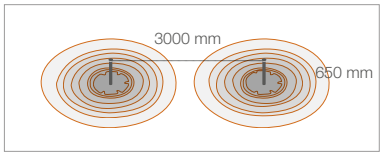

v
LINEAR 1.2
3000K, 6W, grey

Project by / arch. Richard England
Light planning by / Light Design Solutions
Dar il-Hanin Samaritan, Santa-Venera, Malta

LINEAR

PHOTOMETRIC DATA

LINEAR 2.1

A - Asymmetrical

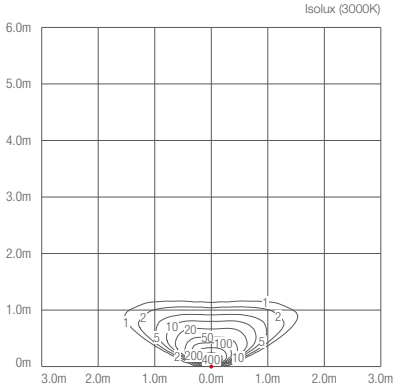

h 250 mm **4W**

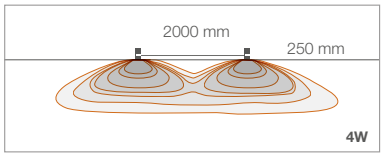

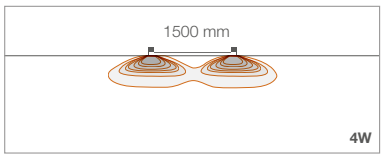

A - Asymmetrical

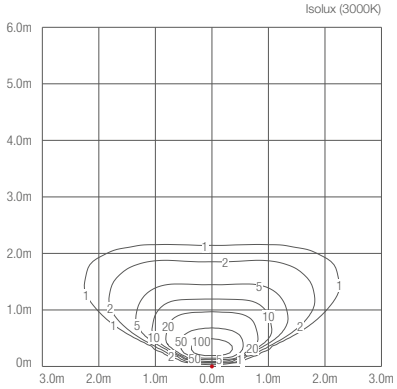

h 600 mm **4W**

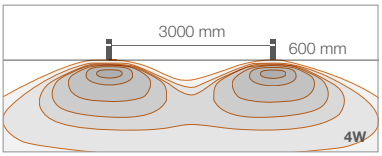

A - Asymmetrical

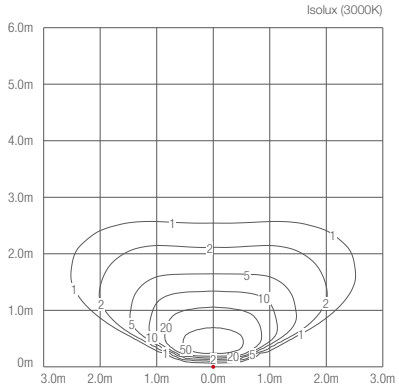

h 800 mm **4W**

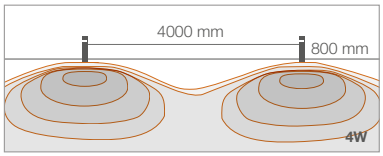

A - Asymmetrical

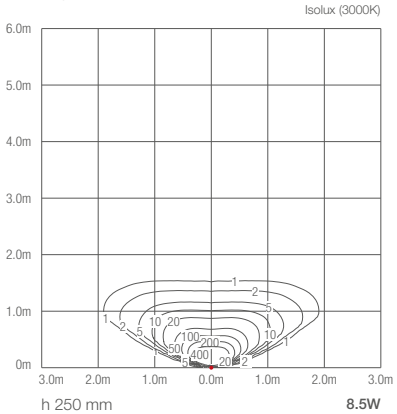

h 250 mm **8.5W**

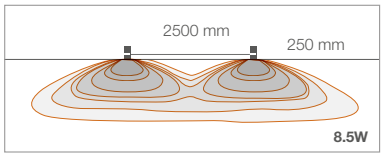

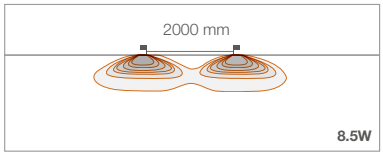

A - Asymmetrical

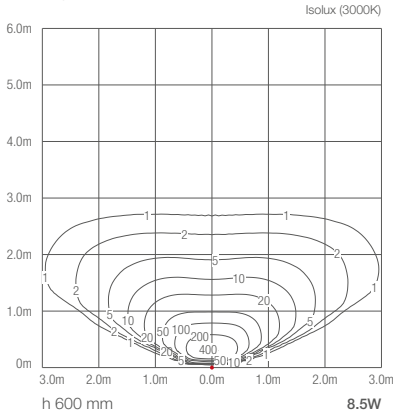

h 600 mm **8.5W**

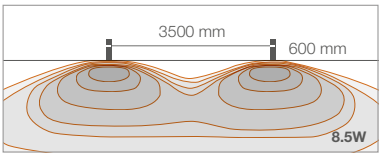

A - Asymmetrical

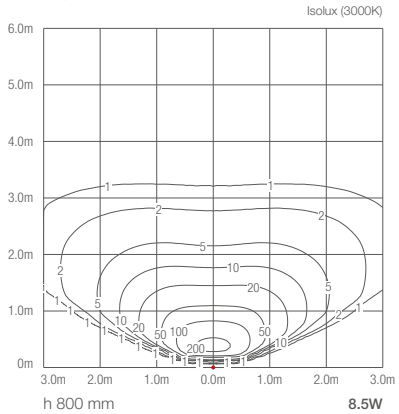

h 800 mm **8.5W**

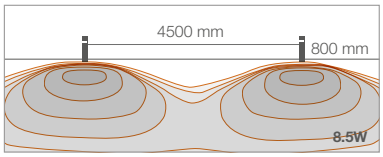

LINEAR 4.1

A - Asymmetrical

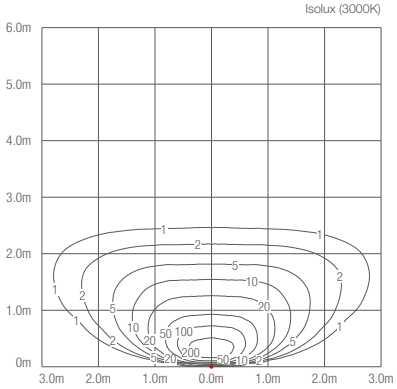

h 600 mm **8W**

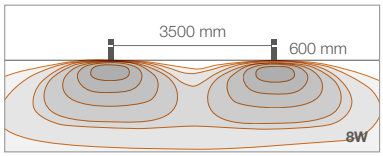

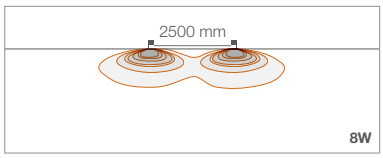

A - Asymmetrical

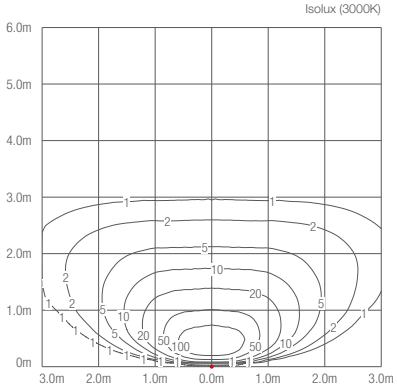

h 800 mm **8W**

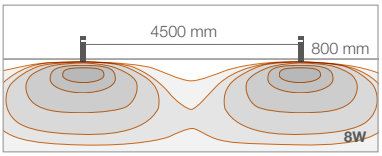

A - Asymmetrical

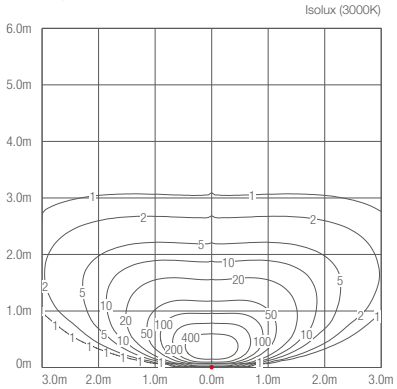

h 600 mm **16W**

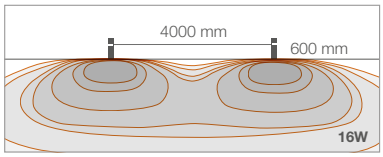

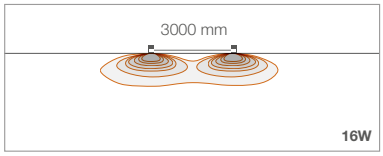

A - Asymmetrical

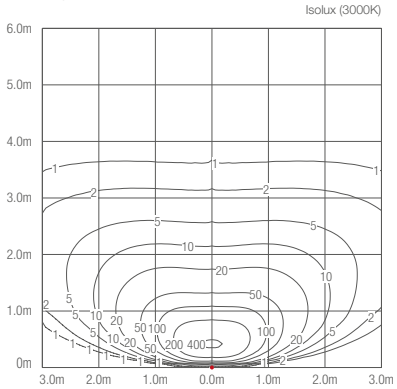

h 800 mm **16W**

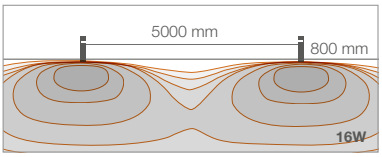

PALLADIANO

OUTDOOR BOLLARDS

PALLADIANO 1.0

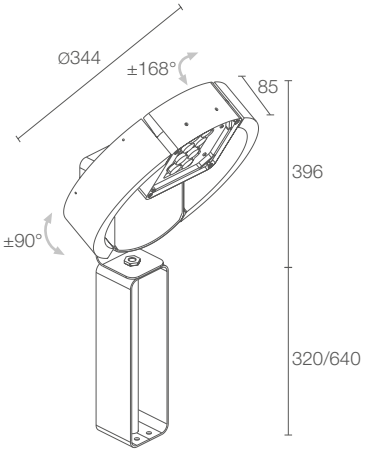

Optics not included

kg 6.50 IP66 IK10

A A+ A++ IPS PID SPD

POWER SUPPLY CODE	230Vac **PD101** ■■■■ **E** White **PD101** ■■■■ **H** Anthracite **PD101** ■■■■ **T** Cor-ten **PD101** ■■■■ **U** Copper
■ **POWER**	**0** - 38W **1** - 55W
■ **CRI**	**0** - 80 CRI **1** - 90 CRI
■ **LED COLOUR**	**F** - 2700K **5** - 3000K **9** - 4000K
■ **CONTROL SYSTEM**	**0** - 1-10V+PUSH **1** - DALI **2** - virtual midnight **3** - on/off
LUMEN OUTPUT AT SOURCE	3905 lm (3000K, 38W, CRI 80) 3617 lm (3000K, 38W, CRI 90) 5256 lm (3000K, 55W, CRI 80) 4864 lm (3000K, 55W, CRI 90)
DELIVERED LUMEN OUTPUT	2300 lm (3000K, 45°, 38W, CRI 80) 2070 lm (3000K, 45°, 38W, CRI 90) 3200 lm (3000K, 45°, 55W, CRI 80) 2850 lm (3000K, 45°, 55W, CRI 90)
NO. AND TYPE OF LEDS	8 high-intensity power LEDs
MATERIAL	body in die-cast aluminium screen in serigraphed, transparent polycarbonate
POWER SUPPLY UNIT	built in
POWER CABLES	includes 5 m neoprene cable H05RN-F 2x1.00/1.00 Ø6.8 mm
MOUNTING	surface mounted (ground)
ACCESSORIES	see p. 612
DESIGN BY	Francesco Iannone

PALLADIANO

ACCESSORIES

ACCESSORIES FOR INSTALLATION

WM0412E White
WM0412H Anthracite
WM0412T Cor-ten
WM0412U Copper
Base plate
for ground installation

WM0410E White
WM0410H Anthracite
WM0410T Cor-ten
WM0410U Copper
Bracket for column mounting

h 320 mm
WD0410E White
WD0410H Anthracite
WD0410T Cor-ten
WD0410U Copper
Column

h 640 mm
WD0411E White
WD0411H Anthracite
WD0411T Cor-ten
WD0411U Copper
Column

OPTICAL ACCESSORIES

WR0301 - 15°
WR0302 - 24°
WR0303 - 38°
WR0304 - 54°
WR0305 - 14°x56°
Optics

WR0306 - 153°x107°
WR0307 - 85°x85°
WR0308 - 130°x130°
WR0309 - 119°x92°
WR0310 - 158°x110°
WR0311 - 149°x106°
WR0312 - 160°x112°
WR0313 - 162°x116°
WR0314 - 165°x110°
WR0315 - 145°x115°
WR0316 - 110°x80°
WR0317 - 145°x120°
WR0318 - 135°x135°
WR0319 - 47°x47°
WR0320 - 90°x90°
Street optics

OPTICAL ACCESSORIES

WR0321 - Water
WR0322 - Blue water
Shadow-effect filter

WR0323 - Forest
WR0324 - Green forest
Shadow-effect filter



WR0325 - Rain
WR0326 - Blue rain
Shadow-effect filter

WR0327 - Leaves
WR0328 - Green leaves
Shadow-effect filter

WR0329 - Blurred
WR0330 - Orange blurred
Shadow-effect filter

WR0331 - Path
WR0332 - Green path
Shadow-effect filter

WR0333 - Red
WR0334 - Green
WR0335 - Blue
Colour filter

Shadow-effect filter: order instead of optics
Colour filter: order in addition to optics 15°, 24°, 38°, 54°, 14°x56°

PALLADIANO

PHOTOMETRIC DATA

WR0301 - 15° CRI 80

		Lux max (3000K)	
H (m)	Ø (m)	**38W**	**55W**
2,00	0,52	5892	8206
4,00	1,05	1473	2051
6,00	1,57	655	912
8,00	2,10	368	513
10,00	2,62	236	328

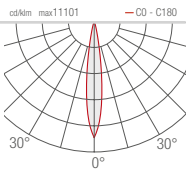

WR0302 - 24° CRI 80

		Lux max (3000K)	
H (m)	Ø (m)	**38W**	**55W**
2,00	0,83	2754	3836
4,00	1,66	689	959
6,00	2,49	306	426
8,00	3,32	172	240
10,00	4,14	110	153

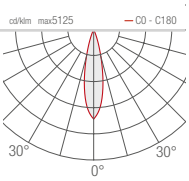

WR0305 - 14°x56° CRI 80

		Lux max (3000K)		
H (m)	Ø (m)	Ø (m)	**38W**	**55W**
2,00	0,48	2,14	1747	2434
4,00	0,97	4,29	437	608
6,00	1,45	6,43	194	270
8,00	1,93	8,58	109	152
10,00	2,42	10,72	70	97

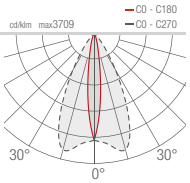

WR0306 - 153°x107°

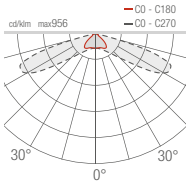

WR0307 - 85°x85°

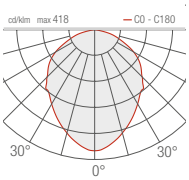

WR0308 - 130°x130°

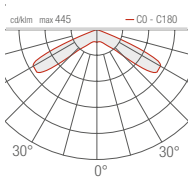

WR0309 - 119°x92°

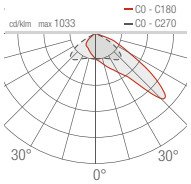

WR0314 - 165°x110°

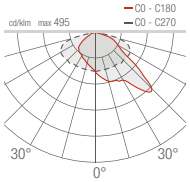

WR0315 - 145°x115°

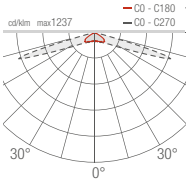

WR0316 - 110°x80°

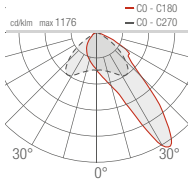

WR0317 - 145°x120°

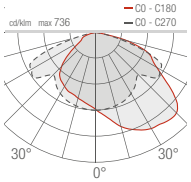

WR0303 - 38° CRI 80

		Lux max (3000K)	
H (m)	Ø (m)	**38W**	**55W**
2,00	1,36	1149	1601
4,00	2,73	287	400
6,00	4,09	128	178
8,00	5,46	72	100
10,00	6,82	46	64

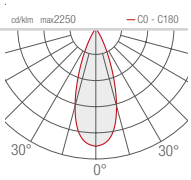

WR0304 - 54° CRI 80

		Lux max (3000K)	
H (m)	Ø (m)	**38W**	**55W**
2,00	2,09	567	790
4,00	4,18	142	197
6,00	6,27	63	88
8,00	8,36	35	49
10,00	10,45	23	32

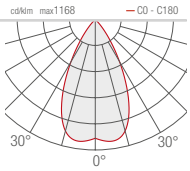

WR0310 - 158°x110°

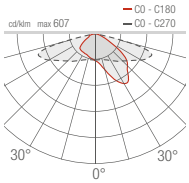

WR0311 - 149°x106°

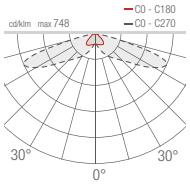

WR0312 - 160°x112°

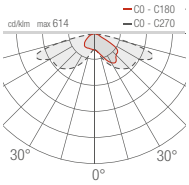

WR0313 - 162°x116°

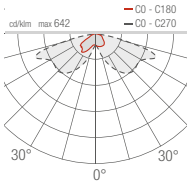

WR0318 - 135°x135°

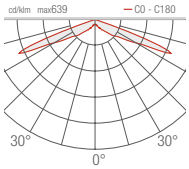

WR0319 - 47°x47°

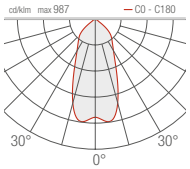

WR0320 - 90°x90°

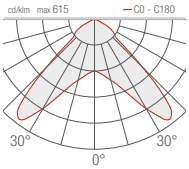

PLIN

OUTDOOR BOLLARDS

PLIN 1.0
h 300 mm
single beam

PLIN 1.1
h 600 mm
single beam

PLIN 1.2
h 800 mm
single beam

PLIN 2.0
h 260 mm
single beam

PLIN 2.1
h 560 mm
single beam

PLIN 2.2
h 760 mm
single beam

PLIN 3.0
h 260 mm
double beam

PLIN 3.1
h 560 mm
double beam

PLIN 3.2
h 760 mm
double beam

< **PLIN 2.2**
3000K, 12W, anthracite
ICE LED 1.0
2700K, 1W

PLIN 1

PLIN 1.0

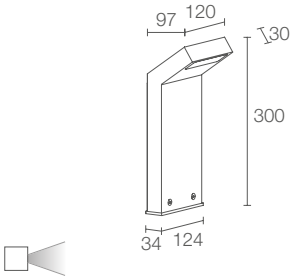

kg 1.30 IP65 IK08

A A+ A++

v
PLIN 1.0
3000K, 12W, anthracite

POWER / POWER SUPPLY	12W 230Vac h 300 mm
CODE	**PN1010 A E** White **PN1010 A F** Grey **PN1010 A H** Anthracite **PN1010 A T** Cor-ten
LED COLOUR	**F** - 2700K **5** - 3000K **9** - 4000K
OPTICS	diffuse
LUMEN OUTPUT AT SOURCE	1242 lm (3000K)
DELIVERED LUMEN OUTPUT	558 lm (3000K)
NO. AND TYPE OF LEDS	18 mid-power LEDs
MATERIAL	body in aluminium screen in glass
POWER SUPPLY UNIT	built in
MOUNTING	surface mounted (ground)
NOTES	non-standard heights available on request

PLIN 1.1

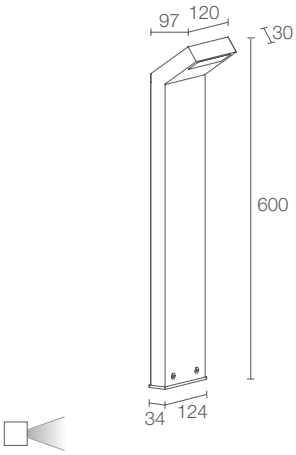

kg 1.70 IP65 IK08

A A+ A++

	12W 230Vac h 600 mm **PN1110 A E** White **PN1110 A F** Grey **PN1110 A H** Anthracite **PN1110 A T** Cor-ten
	F - 2700K **5** - 3000K **9** - 4000K
	diffuse
	1242 lm (3000K)
	558 lm (3000K)
	18 mid-power LEDs
	body in aluminium screen in glass
	built in
	surface mounted (ground)
	non-standard heights available on request

PLIN 1.2

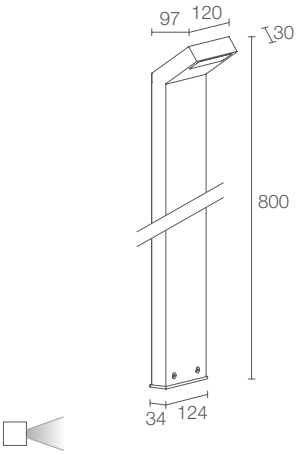

kg 1.85 IP65 IK08

A A+ A++

	12W 230Vac h 800 mm **PN1210 A E** White **PN1210 A F** Grey **PN1210 A H** Anthracite **PN1210 A T** Cor-ten
	F - 2700K **5** - 3000K **9** - 4000K
	diffuse
	1242 lm (3000K)
	558 lm (3000K)
	18 mid-power LEDs
	body in aluminium screen in glass
	built in
	surface mounted (ground)
	non-standard heights available on request

PLIN 2

PLIN 2.0

PLIN 2.1
4000K, 12W, anthracite

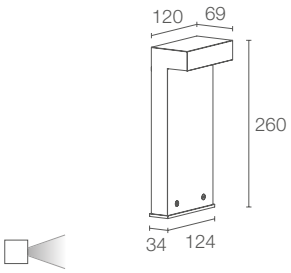

kg 1.40 IP65 IK08

A A+ A++

POWER / POWER SUPPLY	12W 230Vac h 260 mm
CODE	**PN2010 A E** White **PN2010 A F** Grey **PN2010 A H** Anthracite **PN2010 A T** Cor-ten
LED COLOUR	**F** - 2700K **5** - 3000K **9** - 4000K
OPTICS	asymmetrical diffuse
LUMEN OUTPUT AT SOURCE	1242 lm (3000K)
DELIVERED LUMEN OUTPUT	414 lm (3000K)
NO. AND TYPE OF LEDS	18 mid-power LEDs
MATERIAL	body in aluminium screen in glass
POWER SUPPLY UNIT	built in
MOUNTING	surface mounted (ground)
NOTES	non-standard heights available on request

PLIN 2.1

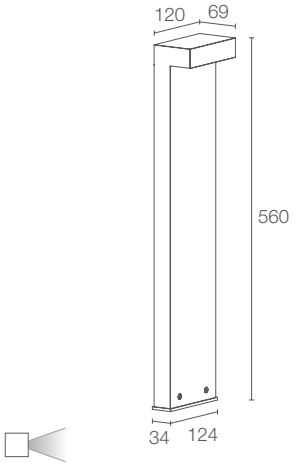

kg 1.80 IP65 IK08

A A+ A++

	12W 230Vac h 560 mm **PN2110 A E** White **PN2110 A F** Grey **PN2110 A H** Anthracite **PN2110 A T** Cor-ten
	F - 2700K **5** - 3000K **9** - 4000K
	asymmetrical diffuse
	1242 lm (3000K)
	414 lm (3000K)
	18 mid-power LEDs
	body in aluminium screen in glass
	built in
	surface mounted (ground)
	non-standard heights available on request

PLIN 2.2

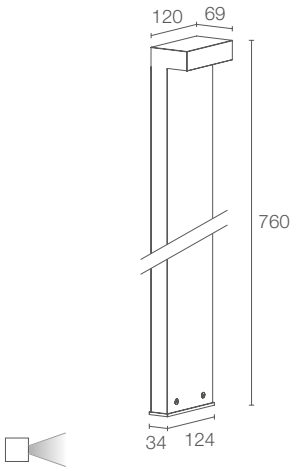

kg 1.95 IP65 IK08

A A+ A++

	12W 230Vac h 760 mm **PN2210 A E** White **PN2210 A F** Grey **PN2210 A H** Anthracite **PN2210 A T** Cor-ten
	F - 2700K **5** - 3000K **9** - 4000K
	asymmetrical diffuse
	1242 lm (3000K)
	414 lm (3000K)
	18 mid-power LEDs
	body in aluminium screen in glass
	built in
	surface mounted (ground)
	non-standard heights available on request

PLIN 3

PLIN 3.0

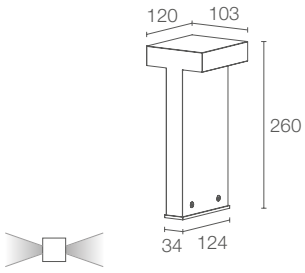

kg 1.80 IP65 IK08

A A+ A++

POWER / POWER SUPPLY	24W 230Vac h 260 mm
CODE	**PN3010 A E** White **PN3010 A F** Grey **PN3010 A H** Anthracite **PN3010 A T** Cor-ten
LED COLOUR	**F** - 2700K **5** - 3000K **9** - 4000K
OPTICS	asymmetrical diffuse
LUMEN OUTPUT AT SOURCE	1242 lm (3000K) per beam
DELIVERED LUMEN OUTPUT	414 lm (3000K) per beam
NO. AND TYPE OF LEDS	36 mid-power LEDs
MATERIAL	body in aluminium screen in glass
POWER SUPPLY UNIT	built in
MOUNTING	surface mounted (ground)
NOTES	non-standard heights available on request

PLIN 3.1
4000K, 24W, anthracite

PLIN 3.1

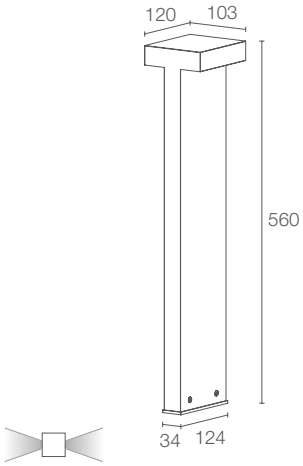

kg 2.20 IP65 IK08

A A+ A++

	24W 230Vac h 560 mm **PN3110 A E** White **PN3110 A F** Grey **PN3110 A H** Anthracite **PN3110 A T** Cor-ten
	F - 2700K **5** - 3000K **9** - 4000K
	asymmetrical diffuse
	1242 lm (3000K) per beam
	414 lm (3000K) per beam
	36 mid-power LEDs
	body in aluminium screen in glass
	built in
	surface mounted (ground)
	non-standard heights available on request

PLIN 3.2

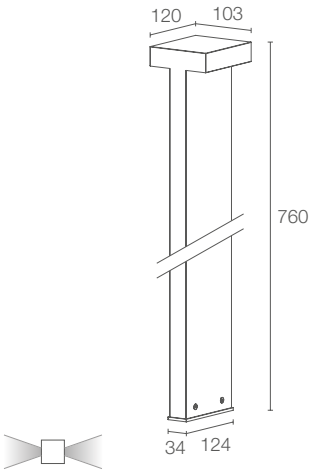

kg 2.35 IP65 IK08

A A+ A++

	24W 230Vac h 760 mm **PN3210 A E** White **PN3210 A F** Grey **PN3210 A H** Anthracite **PN3210 A T** Cor-ten
	F - 2700K **5** - 3000K **9** - 4000K
	asymmetrical diffuse
	1242 lm (3000K) per beam
	414 lm (3000K) per beam
	36 mid-power LEDs
	body in aluminium screen in glass
	built in
	surface mounted (ground)
	non-standard heights available on request

PLIN

PHOTOMETRIC DATA

PLIN 1.0

A - Diffuse

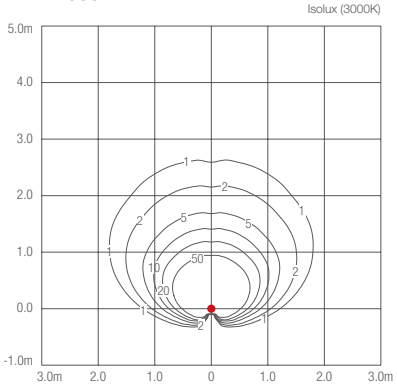

h 300 mm **12W**

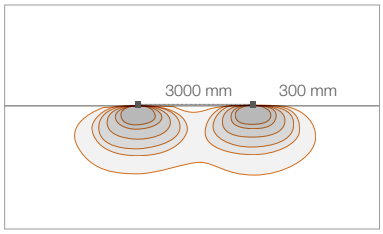

PLIN 1.1

A - Diffuse

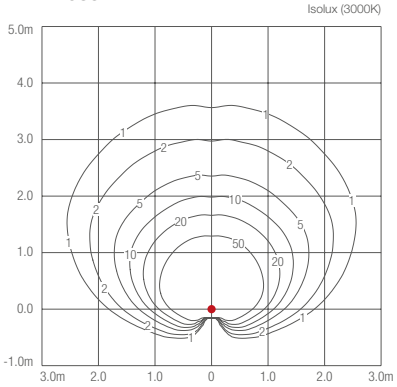

h 600 mm **12W**

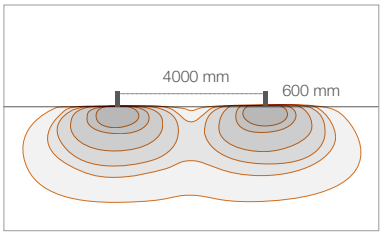

PLIN 1.2

A - Diffuse

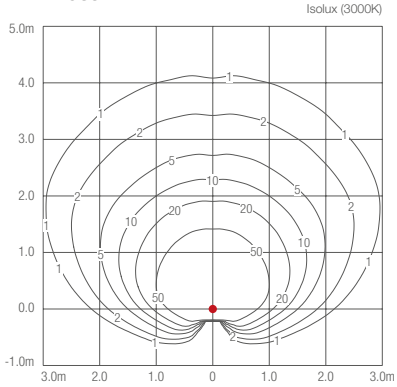

h 800 mm **12W**

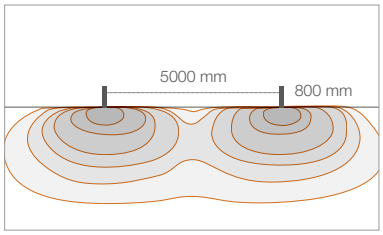

PLIN 2.0

A - Asymmetrical diffuse

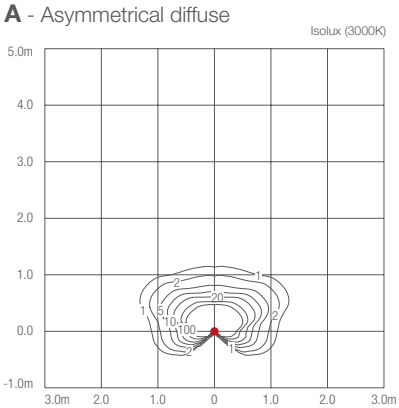

h 260 mm **12W**

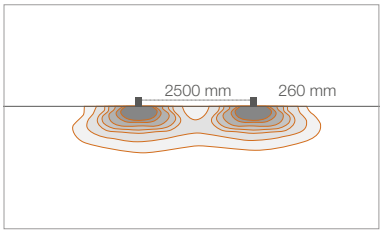

PLIN 2.1

A - Asymmetrical diffuse

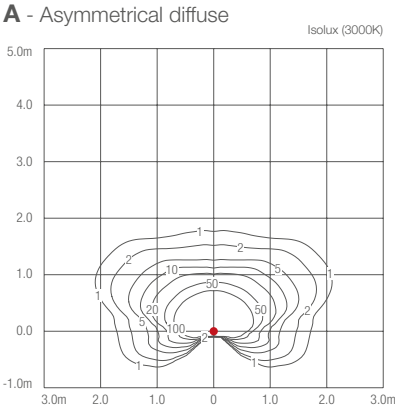

h 560 mm **12W**

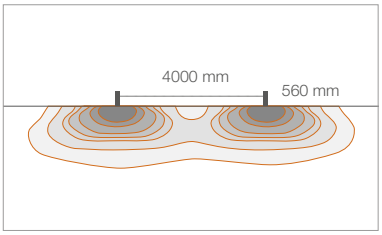

PLIN 2.2

A - Asymmetrical diffuse

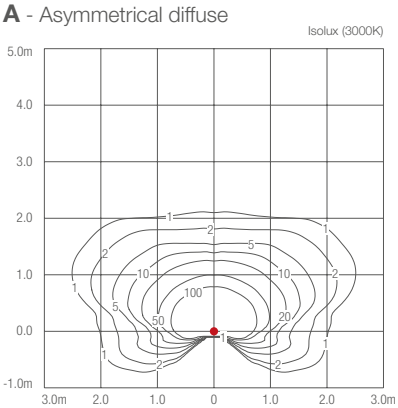

h 760 mm **12W**

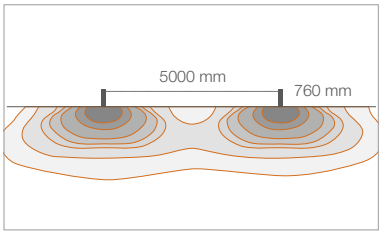

PLIN 3.0

A - Asymmetrical diffuse

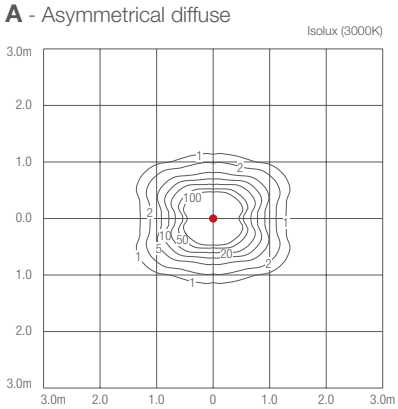

h 260 mm **12W**

PLIN 3.1

A - Asymmetrical diffuse

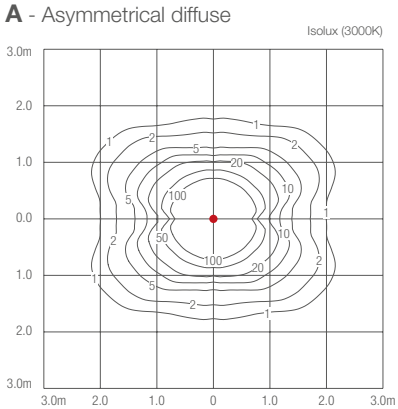

h 560 mm **12W**

PLIN 3.2

A - Asymmetrical diffuse

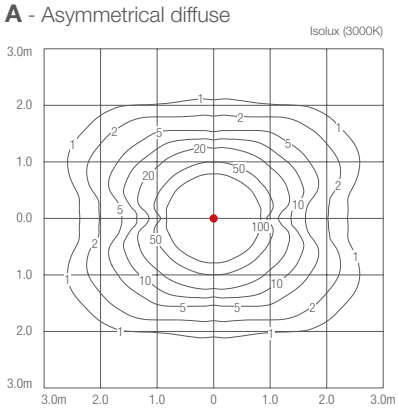

h 760 mm **12W**

PLIN 1.2
3000K, 12W, cor-ten

URBAN LIGHTING

PRODUCT	PALLADIANO	SIRI BLVD 1.0	SIRI BLVD 2.0	SIRI BLVD 3.0
OUTDOOR				
MOUNTING	pole	pole	pole	wall
APPLIANCE CLASS	⧈	⧈	⧈	⧈

PALLADIANO

URBAN LIGHTING

PALLADIANO 1.0

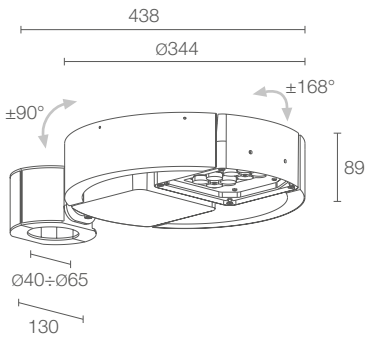

Required plate for pole mounting, not included
Optics not included

kg 6.50 IP66 IK10

A A+ A++ IPS PID SPD

POWER SUPPLY **CODE**	230Vac **PD101** **E** White **PD101** **H** Anthracite **PD101** **T** Cor-ten **PD101** **U** Copper
POWER	**0** - 38W **1** - 55W
CRI	**0** - 80 CRI **1** - 90 CRI
LED COLOUR	**F** - 2700K **5** - 3000K **9** - 4000K
CONTROL SYSTEM	**0** - 1-10V+PUSH **1** - DALI **2** - virtual midnight **3** - on/off
LUMEN OUTPUT AT SOURCE	3905 lm (3000K, 38W, CRI 80) 3617 lm (3000K, 38W, CRI 90) 5256 lm (3000K, 55W, CRI 80) 4864 lm (3000K, 55W, CRI 90)
DELIVERED LUMEN OUTPUT	2300 lm (3000K, 45°, 38W, CRI 80) 2070 lm (3000K, 45°, 38W, CRI 90) 3200 lm (3000K, 45°, 55W, CRI 80) 2850 lm (3000K, 45°, 55W, CRI 90)
NO. AND TYPE OF LEDS	8 high-intensity power LEDs
MATERIAL	body in die-cast aluminium screen in transparent, serigraphed polycarbonate
POWER SUPPLY UNIT	built in
POWER CABLES	includes 5 m neoprene cable H05RN-F 2x1.00/1.00 Ø6.8 mm
MOUNTING	on pole, min Ø40 mm, max Ø65 mm, height max 8 m
MAX EXPOSED SURFACE	0.066 m²
LATERAL SURFACE	0.028 m²
ACCESSORIES	see p. 630
DESIGN BY	Francesco Iannone

< PALLADIANO 1.0
4000K, 55W, 158°x110°, anthracite

PALLADIANO

ACCESSORIES

ACCESSORIES FOR INSTALLATION

WM0411E White
WM0411H Anthracite
WM0411T Cor-ten
WM0411U Copper
Plate for pole mounting

OPTICAL ACCESSORIES

WR0301 - 15°
WR0302 - 24°
WR0303 - 38°
WR0304 - 54°
WR0305 - 14°x56°
Optics

WR0306 - 153°x107°
WR0307 - 85°x85°
WR0308 - 130°x130°
WR0309 - 119°x92°
WR0310 - 158°x110°
WR0311 - 149°x106°
WR0312 - 160°x112°
WR0313 - 162°x116°
WR0314 - 165°x110°
WR0315 - 145°x115°
WR0316 - 110°x80°
WR0317 - 145°x120°
WR0318 - 135°x135°
WR0319 - 47°x47°
WR0320 - 90°x90°
Street optics

OPTICAL ACCESSORIES

WR0321 - Water
WR0322 - Blue water
Shadow-effect filter

WR0323 - Forest
WR0324 - Green forest
Shadow-effect filter



WR0325 - Rain
WR0326 - Blue rain
Shadow-effect filter

WR0327 - Leaves
WR0328 - Green leaves
Shadow-effect filter

WR0329 - Blurred
WR0330 - Orange blurred
Shadow-effect filter

WR0331 - Path
WR0332 - Green path
Shadow-effect filter

WR0333 - Red
WR0334 - Green
WR0335 - Blue
Colour filter

Shadow-effect filter: order instead of optics
Colour filter: order in addition to optics 15°, 24°, 38°, 54°, 14°x56°

PALLADIANO 1.0 >
4000K, 55W, anthracite, shadow-effect filter: leaves
distance between fixtures: 12 m
mounted on 3.2-m pole

PALLADIANO

PHOTOMETRIC DATA

WR0301 - 15° CRI 80

		Lux max (3000K)	
H (m)	Ø (m)	**38W**	**55W**
2,00	0,52	5892	8206
4,00	1,05	1473	2051
6,00	1,57	655	912
8,00	2,10	368	513
10,00	2,62	236	328

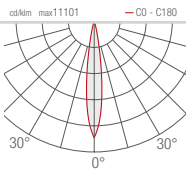

WR0302 - 24° CRI 80

		Lux max (3000K)	
H (m)	Ø (m)	**38W**	**55W**
2,00	0,83	2754	3836
4,00	1,66	689	959
6,00	2,49	306	426
8,00	3,32	172	240
10,00	4,14	110	153

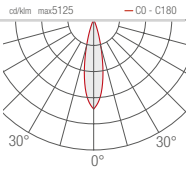

WR0305 - 14°x56° CRI 80

		Lux max (3000K)		
H (m)	Ø (m)	Ø (m)	**38W**	**55W**
2,00	0,48	2,14	1747	2434
4,00	0,97	4,29	437	608
6,00	1,45	6,43	194	270
8,00	1,93	8,58	109	152
10,00	2,42	10,72	70	97

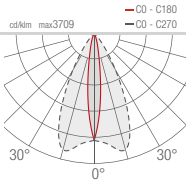

WR0306 - 153°x107°

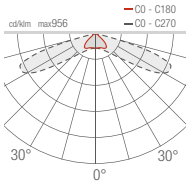

WR0307 - 85°x85°

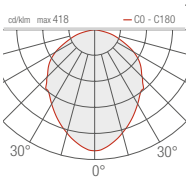

WR0308 - 130°x130°

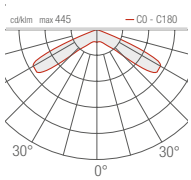

WR0309 - 119°x92°

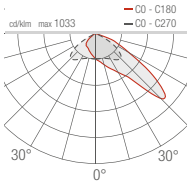

WR0314 - 165°x110°

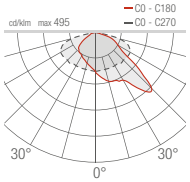

WR0315 - 145°x115°

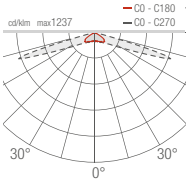

WR0316 - 110°x80°

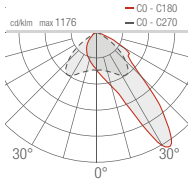

WR0317 - 145°x120°

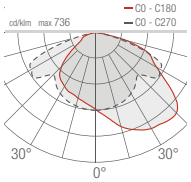

WR0303 - 38° CRI 80

H (m)	Ø (m)	Lux max (3000K) 38W	55W
2,00	1,36	1149	1601
4,00	2,73	287	400
6,00	4,09	128	178
8,00	5,46	72	100
10,00	6,82	46	64

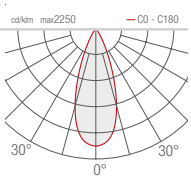

WR0304 - 54° CRI 80

H (m)	Ø (m)	Lux max (3000K) 38W	55W
2,00	2,09	567	790
4,00	4,18	142	197
6,00	6,27	63	88
8,00	8,36	35	49
10,00	10,45	23	32

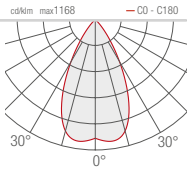

WR0310 - 158°x110°

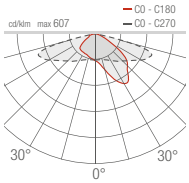

WR0311 - 149°x106°

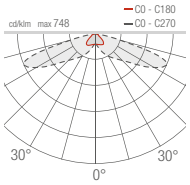

WR0312 - 160°x112°

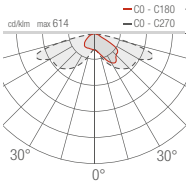

WR0313 - 162°x116°

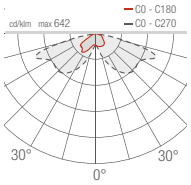

WR0318 - 135°x135°

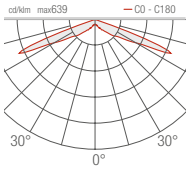

WR0319 - 47°x47°

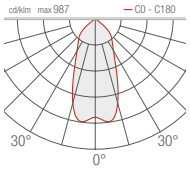

WR0320 - 90°x90°

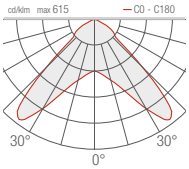

SIRI BLVD

URBAN LIGHTING

SIRI BLVD 1.0

371x189 mm

SIRI BLVD 2.0

680x189 mm

SIRI BLVD 3.0

336x189 mm

< **SIRI BLVD 2.0**
3000K, 38W, cycle path,
distance between the fixtures: 30 m
mounted on 3.5-m pole

SIRI BLVD

SIRI BLVD 1.0

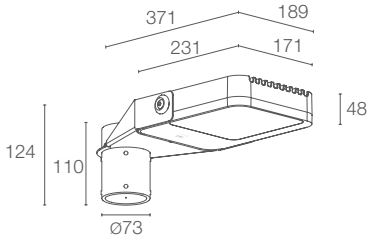

kg 4.60 IP66 IK06

A A+ A++ NTC IPS PID SPD

POWER / POWER SUPPLY CODE	38W 230Vac **SL1010 ■ ■ H** Anthracite 38W 230Vac VIRTUAL MIDNIGHT **SL1010 ■ ■ HM** Anthracite
■ **LED COLOUR**	**F** - 2700K **5** - 3000K **9** - 4000K
■ **OPTICS**	**A** - pedestrian zone **B** - asymmetrical **C** - footpath **D** - cycle path
LUMEN OUTPUT AT SOURCE	3402 lm (3000K)
DELIVERED LUMEN OUTPUT	2110 lm (3000K, pedestrian zone)
NO. AND TYPE OF LEDS	4 high-intensity power LEDs
MATERIAL	body in die-cast aluminium screen in extra-clear tempered and serigraphed glass
POWER SUPPLY UNIT	built in
POWER CABLES	includes 5 m neoprene cable H05RN-F 2x1.0 Ø7.0 mm
MOUNTING	on pole, Ø60 mm
MAX EXPOSED SURFACE	0.056 m^2
LATERAL SURFACE	0.021 m^2
ACCESSORIES	none
NOTES	double-beam version available on request DALI version available on request

SIRI BLVD 2.0

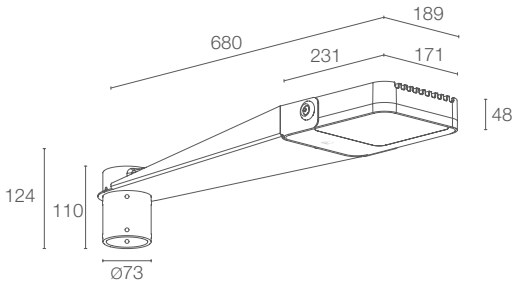

SIRI BLVD 3.0

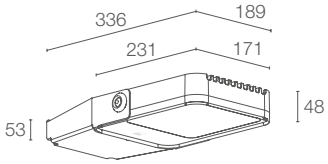

	kg 6.00 IP66 IK06 A A+ A++ NTC IPS PID SPD
	38W 230Vac **SL2010** ■ ■ **H** Anthracite 38W 230Vac VIRTUAL MIDNIGHT **SL2010** ■ ■ **HM** Anthracite
■	**F** - 2700K **5** - 3000K **9** - 4000K
■	**A** - pedestrian zone **B** - asymmetrical **C** - footpath **D** - cycle path
	3402 lm (3000K)
	2110 lm (3000K, pedestrian zone)
	4 high-intensity power LEDs
	body in die-cast aluminium screen in extra-clear tempered and serigraphed glass
	built in
	includes 5 m neoprene cable H05RN-F 2x1.0 Ø7.0 mm
	on pole, Ø60 mm
	0.098 m²
	0.032 m²
	none
	double-beam version available on request DALI version available on request

	kg 4.00 IP66 IK06 A A+ A++ NTC IPS PID SPD
	38W 230Vac **SL3010** ■ ■ **H** Anthracite 38W 230Vac VIRTUAL MIDNIGHT **SL3010** ■ ■ **HM** Anthracite
■	**F** - 2700K **5** - 3000K **9** - 4000K
■	**A** - pedestrian zone **B** - asymmetrical **C** - footpath **D** - cycle path
	3402 lm (3000K)
	2110 lm (3000K, pedestrian zone)
	4 high-intensity power LEDs
	body in die-cast aluminium screen in extra-clear tempered and serigraphed glass
	built in
	includes 5 m neoprene cable H05RN-F 2x1.0 Ø7.0 mm
	surface mounted (wall)
	0.056 m²
	0.016 m²
	see p. 638
	DALI version available on request

SIRI BLVD

PHOTOMETRIC DATA

SIRI BLVD 1.0
2.0
3.0

A- Pedestrian zone

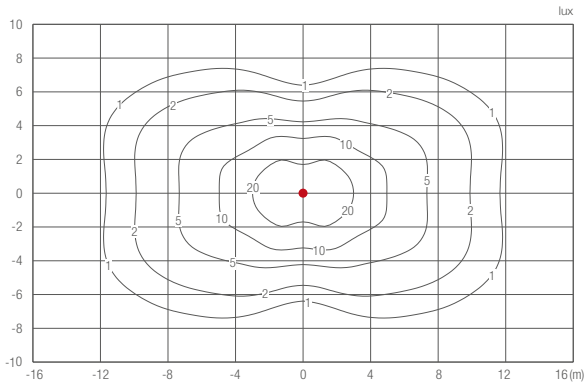

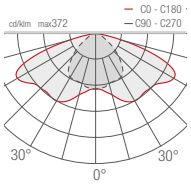

C- Footpath

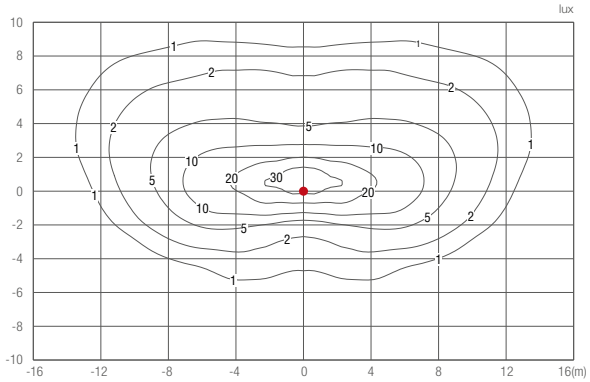

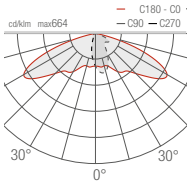

ACCESSORIES

ACCESSORIES FOR INSTALLATION

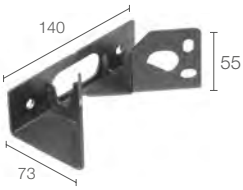

WD0700H Anthracite

Angled wall bracket
(Siri Blvd 3.0)

B - Asymmetrical

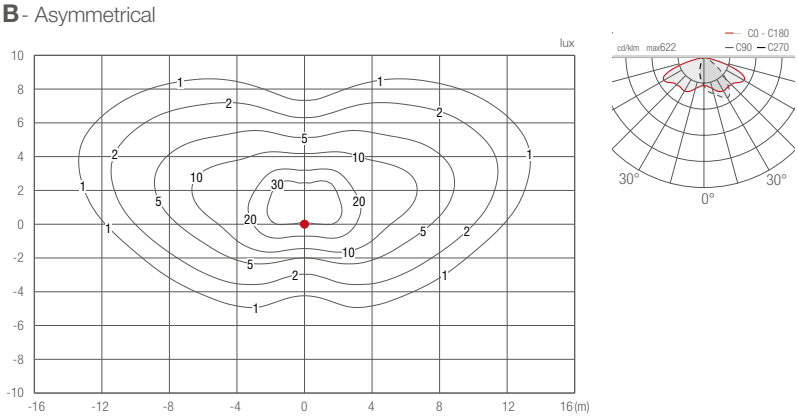

D - Cycle path

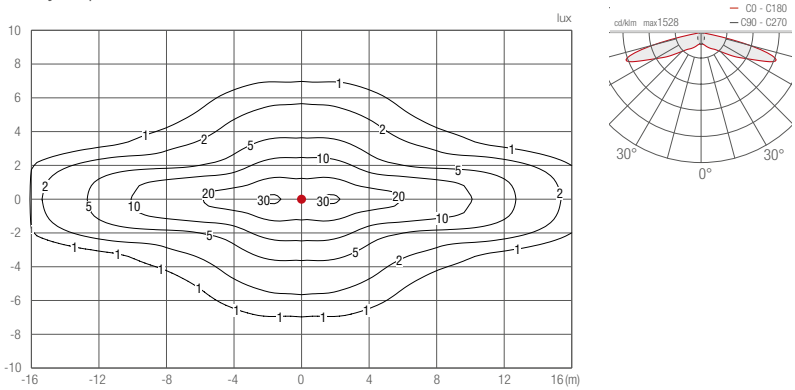

v
SIRI BLVD 3.0
4000K, 38W, pedestrian zone,
with angled wall bracket

SUSPENDED

PRODUCT	KORA 1.0	KORA 2.0	KORA 3.0	PALLADIANO 1.1
INDOOR	■	■	■	
OUTDOOR				■
DIMENSIONS	Ø30 mm	Ø55 mm	Ø90 mm	Ø344 mm
APPLIANCE CLASS	⧈	⧈	⧈	⧈
POWER	3.5W	6W	21W	76W/110W
BEAMS	▲	▲	▲	▲▲

KORA

INDOOR SUSPENDED

KORA 1.0

Ø30x380 mm
3.5W 230Vac

KORA 2.0

Ø55x300 mm
6W 230Vac

KORA 3.0

Ø90x400 mm
21W 230Vac

< **KORA 3.0**
3000K, 64°, customized version with 18W power,
DALI, red RAL finish for body, red cable

Project by / Cibicworkshop
Light Planning by / Maurizio Corà
Photo by / Alberto Parise
Glam Hotel, Milan, Italy

KORA

KORA 1.0

v
KORA 2.0
3000K, 6W, 25°, black

Project by / arch. Fernanda Cantone
Light planning by / Light Style
Photo by / Simone Aprile
Castello Tafuri Charming Suites,
Portopalo di Capo Passero, Syracuse, Italy

kg 0.68 IP40

A A+ A++

POWER / POWER SUPPLY	3.5W 230Vac
CODE	**KR101010 B** White **KR101010 C** Chrome **KR101010 N** Black **KR101010 1** Pure orange **KR101010 2** Reseda green **KR101010 3** Capri blue **KR101010 4** Light ivory
LED COLOUR	**F** - 2700K **5** - 3000K **9** - 4000K
OPTICS	**S** - 18° **M** - 35°
LUMEN OUTPUT AT SOURCE	184 lm (3000K)
DELIVERED LUMEN OUTPUT	120 lm (3000K, 35°)
NO. AND TYPE OF LEDS	1 multichip power LED
MATERIAL	body in aluminium, ceiling rose in steel
POWER SUPPLY UNIT	built in
POWER CABLES	includes 2.50 m PVC cable FROR 2x0.75 Ø5.4 mm
MOUNTING	surface mounted (ceiling) with ceiling rose
NOTES	
DESIGN BY	Cibicworkshop

KORA 2.0

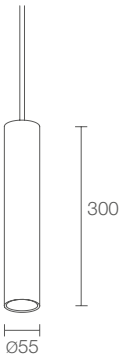

kg 0.80 IP40

A A+ A++

	6W 230Vac **KR2010 B** White **KR2010 C** Chrome **KR2010 N** Black **KR2010 1** Pure orange **KR2010 2** Reseda green **KR2010 3** Capri blue **KR2010 4** Light ivory
	F - 2700K **5** - 3000K **9** - 4000K
	S - 25° **M** - 34° **L** - 60°
	460 lm (3000K)
	289 lm (3000K, 34°)
	1 multichip power LED
	body in aluminium, ceiling rose in steel screen in plexiglass
	built in
	includes 2.50 m PVC cable FROR 2x0.75 Ø5.4 mm
	surface mounted (ceiling) with ceiling rose
	DALI and 1-10V versions available on request
	Cibicworkshop

KORA 3.0

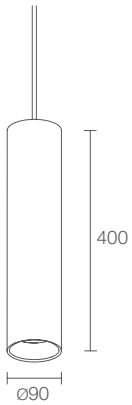

kg 1.60 IP40

A A+ A++

	21W 230Vac **KR3010 B** White **KR3010 C** Chrome **KR3010 N** Black **KR3010 1** Pure orange **KR3010 2** Reseda green **KR3010 3** Capri blue **KR3010 4** Light ivory
	F - 2700K **5** - 3000K **9** - 4000K
	S - 23° **M** - 39° **L** - 64°
	1870 lm (3000K)
	1143 lm (3000K, 39°)
	1 multichip power LED
	body in aluminium, ceiling rose in steel screen in plexiglass
	built in
	includes 2.50 m PVC cable FROR 2x0.75 Ø5.4 mm
	surface mounted (ceiling) with ceiling rose
	DALI and 1-10V versions available on request
	Cibicworkshop

KORA

PHOTOMETRIC DATA

KORA 1.0

S - 18°

H (m)	Ø (m)	Lux max (3000K)
0,50	0,16	3357
1,00	0,33	839
1,50	0,49	373
2,00	0,65	210
2,50	0,82	134

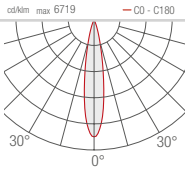

M - 35°

H (m)	Ø (m)	Lux max (3000K)
0,50	0,32	1217
1,00	1,64	304
1,50	0,95	135
2,00	1,27	76
2,50	1,59	49

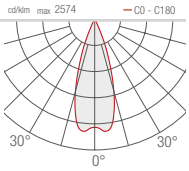

KORA 2.0

S - 25°

H (m)	Ø (m)	Lux max (3000K)
0,50	0,24	3249
1,00	0,48	812
1,50	0,72	361
2,00	0,97	203
2,50	1,21	130

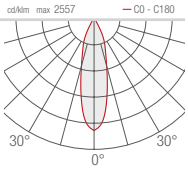

M - 34°

H (m)	Ø (m)	Lux max (3000K)
0,50	0,33	2211
1,00	0,66	553
1,50	0,98	246
2,00	1,31	138
2,50	1,64	88

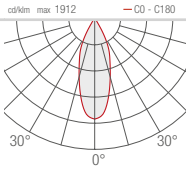

L - 60°

H (m)	Ø (m)	Lux max (3000K)
0,50	0,61	929
1,00	1,23	232
1,50	1,84	103
2,00	2,45	58
2,50	3,06	37

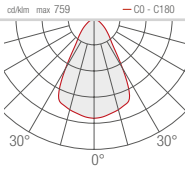

KORA 3.0

S - 23°

H (m)	Ø (m)	Lux max (3000K)
0,50	0,21	15710
1,00	0,42	3927
1,50	0,62	1746
2,00	0,82	982
2,50	1,03	628

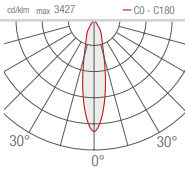

M - 39°

H (m)	Ø (m)	Lux max (3000K)
0,50	0,35	8406
1,00	0,70	2101
1,50	1,05	934
2,00	1,40	525
2,50	1,76	336

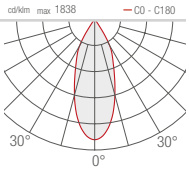

L - 64°

H (m)	Ø (m)	Lux max (3000K)
0,50	0,62	3802
1,00	1,24	850
1,50	1,86	422
2,00	2,48	238
2,50	3,10	152

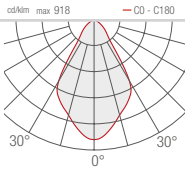

KORA: STANDARD FINISHES

White

Chrome

Black

Pure orange

Reseda green

Capri blue

Light ivory

KORA 3.0 >
3000K, 21W, 64°, reseda green

Project by / arch. Anna Caprarella and
ing. Mario Ippolito - ARKIPROJECT
Centro Città B&B, Foggia, Italy

PALLADIANO

OUTDOOR SUSPENDED

PALLADIANO 1.1

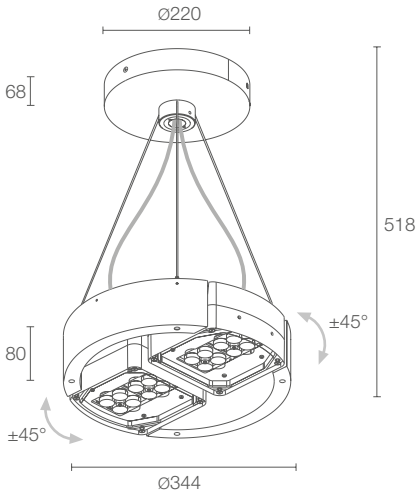

Optics not included

kg 8,80 IP66 IK10

A A+ A++ IPS PID SPD

POWER SUPPLY **CODE**	230Vac **PD111** **E** White **PD111** **H** Anthracite **PD111** **T** Cor-ten **PD111** **U** Copper
POWER	**0** - 76W **1** - 110W
CRI	**0** - 80 CRI **1** - 90 CRI
LED COLOUR	**F** - 2700K **5** - 3000K **9** - 4000K
CONTROL SYSTEM	**0** - 1-10V+PUSH **1** - DALI **2** - virtual midnight **3** - on/off
LUMEN OUTPUT AT SOURCE	7810 lm (3000K, 76W, CRI 80) 7234 lm (3000K, 76W, CRI 90) 10512 lm (3000K, 110W, CRI 80) 9728 lm (3000K, 110W, CRI 90)
DELIVERED LUMEN OUTPUT	4600 lm (3000K, 45°, 76W, CRI 80) 4140 lm (3000K, 45°, 76W, CRI 90) 6400 lm (3000K, 45°, 110W, CRI 80) 5700 lm (3000K, 45°, 110W, CRI 90)
NO. AND TYPE OF LEDS	16 high-intensity power LEDs
MATERIAL	body in die-cast aluminium, ceiling rose in steel screen in transparent, serigraphed polycarbonate
POWER SUPPLY UNIT	built in
POWER CABLES	includes 5 m neoprene cable H05RN-F 2x1.00/1.00 Ø6.8 mm
MOUNTING	surface mounted (ceiling) with ceiling rose
ACCESSORIES	see p. 650
NOTES	accessories available on request for mounting on a span wire
DESIGN BY	Francesco Iannone

< PALLADIANO 1.1
4000K, 110W, 85°x85°, anthracite

PALLADIANO

ACCESSORIES

OPTICAL ACCESSORIES

WR0301 - 15°
WR0302 - 24°
WR0303 - 38°
WR0304 - 54°
WR0305 - 14°x56°
Optics

WR0306 - 153°x107°
WR0307 - 85°x85°
WR0308 - 130°x130°
WR0309 - 119°x92°
WR0310 - 158°x110°
WR0311 - 149°x106°
WR0312 - 160°x112°
WR0313 - 162°x116°
WR0314 - 165°x110°
WR0315 - 145°x115°
WR0316 - 110°x80°
WR0317 - 145°x120°
WR0318 - 135°x135°
WR0319 - 47°x47°
WR0320 - 90°x90°
Street optics

Palladiano 1.1 houses 2 optics, to be ordered in pairs

OPTICAL ACCESSORIES

WR0321 - Water
WR0322 - Blue water
Shadow-effect filter

WR0323 - Forest
WR0324 - Green forest
Shadow-effect filter



WR0325 - Rain
WR0326 - Blue rain
Shadow-effect filter

WR0327 - Leaves
WR0328 - Green leaves
Shadow-effect filter

WR0329 - Blurred
WR0330 - Orange blurred
Shadow-effect filter

WR0331 - Path
WR0332 - Green path
Shadow-effect filter

WR0333 - Red
WR0334 - Green
WR0335 - Blue
Colour filter

Shadow-effect filter: order instead of optics
Colour filter: order in addition to optics 15°, 24°, 38°, 54°, 14°x56°
Palladiano 1.1 houses 2 shadow-effect / colour filters, to be ordered in pairs

PALLADIANO

PHOTOMETRIC DATA

WR0301 - 15° CRI 80

		Lux max (3000K)	
H (m)	Ø (m)	**38W**	**55W**
2,00	0,52	5892	8206
4,00	1,05	1473	2051
6,00	1,57	655	912
8,00	2,10	368	513
10,00	2,62	236	328

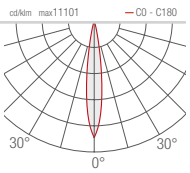

WR0302 - 24° CRI 80

		Lux max (3000K)	
H (m)	Ø (m)	**38W**	**55W**
2,00	0,83	2754	3836
4,00	1,66	689	959
6,00	2,49	306	426
8,00	3,32	172	240
10,00	4,14	110	153

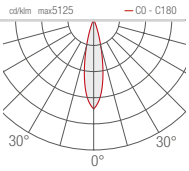

WR0305 - 14°x56° CRI 80

		Lux max (3000K)		
H (m)	Ø (m)	Ø (m)	**38W**	**55W**
2,00	0,48	2,14	1747	2434
4,00	0,97	4,29	437	608
6,00	1,45	6,43	194	270
8,00	1,93	8,58	109	152
10,00	2,42	10,72	70	97

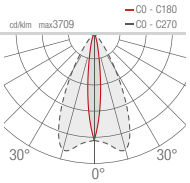

WR0306 - 153°x107°

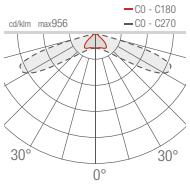

WR0307 - 85°x85°

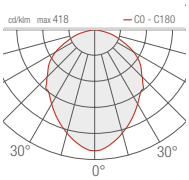

WR0308 - 130°x130°

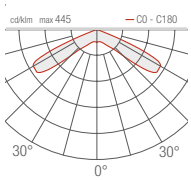

WR0309 - 119°x92°

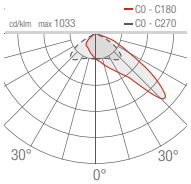

WR0314 - 165°x110°

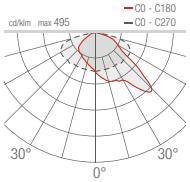

WR0315 - 145°x115°

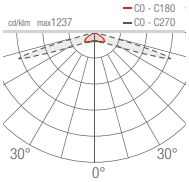

WR0316 - 110°x80°

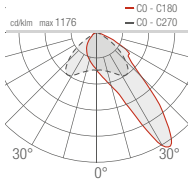

WR0317 - 145°x120°

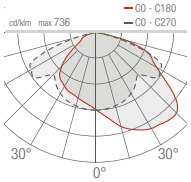

WR0303 - 38° CRI 80

		Lux max (3000K)	
H (m)	Ø (m)	**38W**	**55W**
2,00	1,36	1149	1601
4,00	2,73	287	400
6,00	4,09	128	178
8,00	5,46	72	100
10,00	6,82	46	64

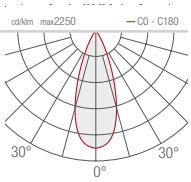

WR0304 - 54° CRI 80

		Lux max (3000K)	
H (m)	Ø (m)	**38W**	**55W**
2,00	2,09	567	790
4,00	4,18	142	197
6,00	6,27	63	88
8,00	8,36	35	49
10,00	10,45	23	32

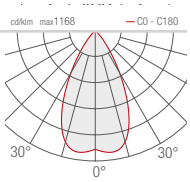

WR0310 - 158°x110°

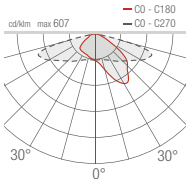

WR0311 - 149°x106°

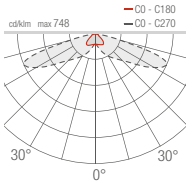

WR0312 - 160°x112°

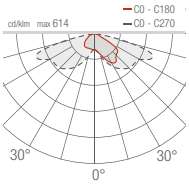

WR0313 - 162°x116°

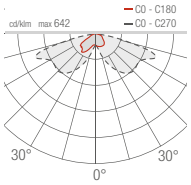

WR0318 - 135°x135°

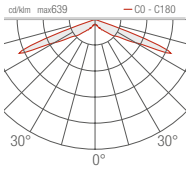

WR0319 - 47°x47°

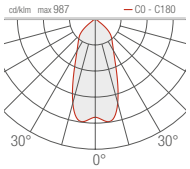

WR0320 - 90°x90°

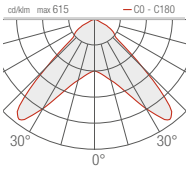

READING LAMPS

PRODUCT	WALL 1 - 3	WALL 8.0	WALL 8.1 - 8.2
INDOOR			
OPTICS	adjustable	fixed	fixed
APPLIANCE CLASS			

WALL

INDOOR READING LAMPS

WALL 1

adjustable beam
wall mounted

WALL 3

adjustable beam
mounted on
a spare position

WALL 8.0

optics version
mounted on
a shelf

WALL 8.1

optics version
wall mounted

WALL 8.2

optics version
wall mounted

< **WALL 1**
3000K, 2.5W, satin, customized version
with rear cable entry

Private collection, Milan, Italy
Courtesy of / Susanna Roda

WALL 1

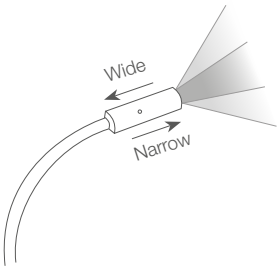

Adjustable beam

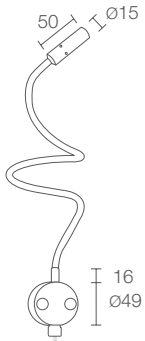

Flexible neck:
Ø6 mm - 400 mm
Ø8 mm - 400/500 mm

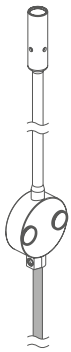

Standard version:
bottom cable entry

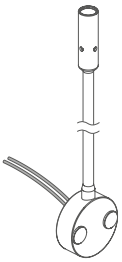

Available on request:
rear cable entry

kg 0.30 400 mm Ø6 mm
kg 0.32 400 mm Ø8 mm
kg 0.33 500 mm Ø8 mm

IP20

A A+ A++

POWER / POWER SUPPLY CODE	2.5W 230Vac 400 mm Neck Ø6 mm **L11640 C** Chrome **L11640 D** Gold **L11640 S** Satin 3.5W 230Vac 400 mm Neck Ø6 mm **L12640 C** Chrome **L12640 D** Gold **L12640 S** Satin 2.5W 230Vac 400 mm Neck Ø8 mm **L11840 C** Chrome **L11840 D** Gold **L11840 S** Satin 3.5W 230Vac 400 mm Neck Ø8 mm **L12840 C** Chrome **L12840 D** Gold **L12840 S** Satin 2.5W 230Vac 500 mm Neck Ø8 mm **L11850 C** Chrome **L11850 D** Gold **L11850 S** Satin 3.5W 230Vac 500 mm Neck Ø8 mm **L12850 C** Chrome **L12850 D** Gold **L12850 S** Satin
LED COLOUR	**5** - 3000K **0** - 5000K
OPTICS	adjustable beam
LUMEN OUTPUT AT SOURCE	109 lm (3000K, 2.5W) 145 lm (3000K, 3.5W)
DELIVERED LUMEN OUTPUT	28—47 lm (3000K, 2.5W) 36—61 lm (3000K, 3.5W)
NO. AND TYPE OF LEDS	1 power LED
MATERIAL	body in aluminium, arm in brass
POWER SUPPLY UNIT	power supply unit built into plug with switch on cable
POWER CABLES	includes 1.5 m cable, with built-in plug and PSU
MOUNTING	surface mounted (wall)
NOTES	version with rear cable entry available on request



WALL 3

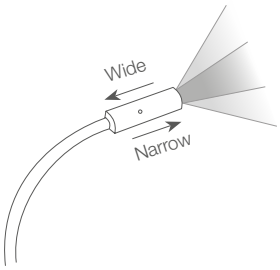

Adjustable beam

Flexible neck:
ø8 mm - 400/500 mm



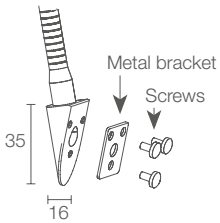

kg 0.15 400 mm
kg 0.16 500 mm
IP20
A A+ A++

POWER / POWER SUPPLY CODE	2.5W 230Vac 400 mm Neck Ø8 mm **PL11840 C** Chrome **PL11840 D** Gold **PL11840 S** Satin 3.5W 230Vac 400 mm Neck Ø8 mm **PL12840 C** Chrome **PL12840 D** Gold **PL12840 S** Satin 2.5W 230Vac 500 mm Neck Ø8 mm **PL11850 C** Chrome **PL11850 D** Gold **PL11850 S** Satin 3.5W 230Vac 500 mm Neck Ø8 mm **PL12850 C** Chrome **PL12850 D** Gold **PL12850 S** Satin
LED COLOUR	**5** - 3000K **0** - 5000K
OPTICS	adjustable beam
LUMEN OUTPUT AT SOURCE	109 lm (3000K, 2.5W) 145 lm (3000K, 3.5W)
DELIVERED LUMEN OUTPUT	28—47 lm (3000K, 2.5W) 36—61 lm (3000K, 3.5W)
NO. AND TYPE OF LEDS	1 power LED
MATERIAL	body in aluminium, arm in brass
POWER SUPPLY UNIT	included
POWER CABLES	includes 0.30 m two-core cable
MOUNTING	on a spare gang plate

WALL 8

WALL 8.0

Flexible neck:
Ø8 mm - 400 mm

kg 0.16 IP40

A A+ A++

POWER / POWER SUPPLY	max 2W max 500mA 400 mm
CODE	**PL801240 C** Chrome **PL801240 S** Satin
LED COLOUR	**F** - 2700K **5** - 3000K **9** - 4000K **0** - 5000K
OPTICS	**S** - 10° **M** - 25° **L** - 40°
LUMEN OUTPUT AT SOURCE	145 lm (3000K, 500mA)
DELIVERED LUMEN OUTPUT	103 lm (3000K, 500mA)
NO. AND TYPE OF LEDS	1 power LED
MATERIAL	body in aluminium, arm in brass
POWER SUPPLY UNIT	not included, see p. 662 and 668
POWER CABLES	includes 0.50 m PVC cable FROR 2x0.35 Ø3.5 mm
WIRING	series
MOUNTING	surface mounted (shelf max 30 mm)
ACCESSORIES	see p. 662

WALL 8.1



Flexible neck:
Ø8 mm - 400 mm

CE LED TECH kg 0.34 IP20

A A+ A++

	2.5W 230Vac 400 mm **PL811140** **C** Chrome **PL811140** **S** Satin 3.5W 230Vac 400 mm **PL811240** **C** Chrome **PL811240** **S** Satin
	F - 2700K **5** - 3000K **9** - 4000K **0** - 5000K
	S - 10° **M** - 25° **L** - 40°
	109 lm (3000K, 2.5W) 145 lm (3000K, 3.5W)
	78 lm (3000K, 25°, 2.5W) 103 lm (3000K, 25°, 3.5W)
	1 power LED
	body in aluminium, arm in brass
	built in with switch on base of neck
	none
	operating voltage
	surface mounted (wall)
	none

WALL 8.2

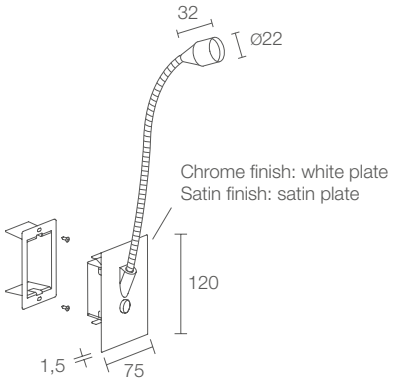

Flexible neck:
Ø8 mm - 400 mm

CE LED TECH kg 0.34 IP40

A A+ A++

	2.5W 230Vac 400 mm **PL821140** **C** Chrome **PL821140** **S** Satin 3.5W 230Vac 400 mm **PL821240** **C** Chrome **PL821240** **S** Satin
	F - 2700K **5** - 3000K **9** - 4000K **0** - 5000K
	S - 10° **M** - 25° **L** - 40°
	109 lm (3000K, 2.5W) 145 lm (3000K, 3.5W)
	78 lm (3000K, 25°, 2.5W) 103 lm (3000K, 25°, 3.5W)
	1 power LED
	body in aluminium, arm in brass
	built in with switch on base of neck
	includes 0.30 m two-core cable
	operating voltage
	surface mounted (wall)
	see p. 662

WALL

ACCESSORIES AND POWER SUPPLY UNITS

ACCESSORIES FOR INSTALLATION

WC0301
Optional outer casing
(Wall 8.2)

POWER CABLES

PVC cable
FROR 2x0.35 Ø3.5 mm
WF0110
(Wall 8.0)

order together with the lighting fixture

POWER SUPPLY UNITS Wall 8.0

350mA

Max no. fixtures	PSU	IP	Page
1/3	A13350VL	20	669
1/15	ACUNI020T1	20	668 669
3/9	A19350QL	20	669
5/12	A312350QL	20	669
1/12 Dimmer	ADUNITC	20	672 673 674

500mA

Max no. fixtures	PSU	IP	Page
1/3	A13500VL	20	669
1/10	ACUNI020T1	20	668 669
2/5	A15500QL	20	669
5/10	A310500QL	20	669
1/12 Dimmer	ADUNITC	20	672 673 674

WALL 1 >
3000K, 2.5W, satin

Sweet Hotel
Longa, Schiavon, Vicenza, Italy

WALL

PHOTOMETRIC DATA

WALL 1
3

S - Adjustable beam

H (m)	Ø (m)	Lux max (3000K)
0,50	0,17	1014
1,00	0,35	253
1,50	0,52	113
2,00	0,69	63
2,50	0,87	41
3,00	1,04	28

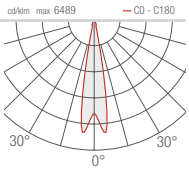

L - Adjustable beam

H (m)	Ø (m)	Lux max (3000K)
0,50	0,53	275
1,00	1,05	69
1,50	1,58	31
2,00	2,11	17
2,50	2,64	11
3,00	3,16	8

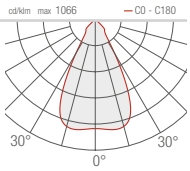

WALL 8.0
8.1
8.2

S - 10°

H (m)	Ø (m)	Lux max (3000K)
0,50	0,09	9599
1,00	0,17	2400
1,50	0,26	1067
2,00	0,34	600
2,50	0,43	384
3,00	0,52	267

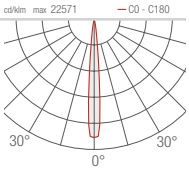

M - 25°

H (m)	Ø (m)	Lux max (3000K)
0,50	0,18	2400
1,00	0,35	600
1,50	0,53	267
2,00	0,70	150
2,50	0,88	96
3,00	1,06	67

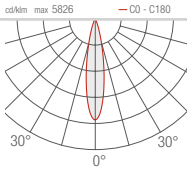

L - 40°

H (m)	Ø (m)	Lux max (3000K)
0,50	0,38	818
1,00	0,77	204
1,50	1,15	91
2,00	1,53	51
2,50	1,91	33
3,00	2,30	23

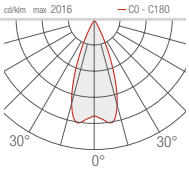

LED OUT
12-24V DC
Power
Supply
N L
12-24V DC IN
12A MAX
LED OUT
230 Vac
DALI
PUSH
PWM
OUT
PWM
IN
A
B
slave
Max 10
slave

POWER SUPPLY UNITS AND CONTROL GEAR

POWER SUPPLY UNITS AND CONTROL GEAR

HOW TO SELECT A POWER SUPPLY UNIT

To understand which type of power supply unit to use, you need to check the electrical specifications of the lighting fixture.

Constant current (possible values: 220mA, 350mA, 500mA, 700mA, 1050mA)
The lighting fixtures are connected in series: choose an LED power supply unit with output to the secondary at constant current (see page 668)

Example: Brom 1.0

POWER / POWER SUPPLY	max 2W max 500mA
CODE	**BR10012 ■ ■ I**

LED power supply unit with output to the secondary at constant current 350mA or 500mA

Constant voltage (possible values: 12Vdc, 24Vdc, 48Vdc)
The lighting fixtures are connected in parallel: choose a power supply unit for LED switching with output to the secondary circuit at constant voltage (see page 670)

Example: Neva 1.0

POWER / POWER SUPPLY	18W 24Vdc 616 mm pitch 60
CODE	**NV1000 ■ ■ A**
	25W 24Vdc 616 mm pitch 60
	NV1001 ■ ■ A

Power supply unit for LED switching with output to the secondary circuit at constant voltage 24Vdc

Mains voltage (possible values: 230Vac)
The lighting fixture is connected directly to the 230Vac mains power.

Example: Bitta 1.0

POWER / POWER SUPPLY	10W 230Vac	
CODE	**BT1010 ■ A E**	White
	BT1010 ■ A F	Grey
	BT1010 ■ A H	Anthracite
	BT1010 ■ A T	Cor-ten

ON/OFF CONSTANT-CURRENT PSU

CONNECTING IN SERIES

Should you need to use a constant-current power supply unit (series connection), you should consider:
• the number of power LEDs present in the lighting fixture requiring power;
• the maximum current that can be used to power them (350mA, 500mA, 700mA or 1050mA).

Check the maximum operating current admissible, then count the total number of power LEDs in each fixture and add them together (example: 2 fixtures with 3 LEDs each, total 6 LEDs). Based on this information, and taking into consideration any special operating needs (dimming), you will now be able to select a suitable power supply unit from the ones given in the tables of 350/500/700/1050mA power supply units for LEDs, being careful to check that the maximum number of LEDs it can manage matches your requirements.
Be sure to always check that the power supply unit's electrical output specifications correspond to the fixture's minimum requirements, to ensure a correct operation.

WARNING:
Do not connect switches to the secondary circuit.
The system must be powered only after all the lighting fixtures have been connected.

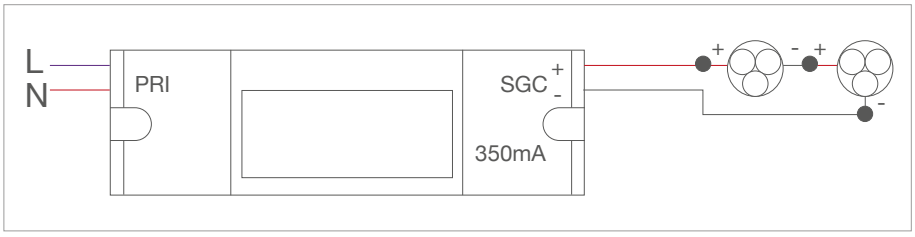

Wiring diagram of a series connection

UNIVERSAL POWER SUPPLY UNITS THAT CAN BE SET FOR LEDS

The electronic multi-current/multi-voltage power supply unit has DIP switches, a component inside the power supply that is used to set the output voltage/current. This type of power supply unit is recommended for installations where you need to be able to adjust the system's lighting level, so that it can be adapted to the different light conditions.
It is very versatile and can also be utilised as a generic PSU: this makes it ideal for different applications.

CODE	LEDs	INput	OUTput	Dimensions		IP
A19220TC	1—11	90—264Vac 50—60Hz	60—360mA	19x34x115 mm 65 g	Ø40 mm	IP20
ACUNI032T1	1—12	198—264Vac 50—60Hz	350—700mA 12-24-48Vdc	34x46x166 mm 185 g	Ø56 mm	IP20
ACUNI020T1	1—15 350mA 1—10 500mA 1—7 700mA	220—240V 50—60Hz	350mA 500mA 700mA	110x52x22 mm 108 g	Ø55 mm	IP20
ACUNI039T1		220—240Vac 50—60Hz	350mA 42Vdc max	90x67x21 mm	Ø72 mm	IP20

POWER SUPPLY FOR 350mA LEDS - ON/OFF

CODE	LEDs	INput	OUTput	Dimensions		IP
ACUNI020T1	1—15	220—240Vac 50—60Hz	350mA 57Vdc max	110x52x22 mm	Ø55 mm	IP20
A13350VL12/24	1—3	9—24Vdc 9—18Vac 50—60Hz	350mA 12Vdc max	40x42x21 mm	Ø58 mm	IP20
A13350VL	1—3	115—230Vac 50—60Hz	350mA 12Vdc max	21x35x60 mm	Ø41 mm	IP20
A19350QL	3—9	115—230Vac 50—60Hz	350mA 36Vdc max	116x33x19 mm	Ø39 mm	IP20
A312350QL	5—12	115—230Vac 50—60Hz	350mA 48Vdc max	111x38x28 mm	Ø48 mm	IP20
ACUNI039T1	1—10	220—240Vac 50—60Hz	350mA 42Vdc max	90x67x21 mm	Ø72 mm	IP20
A16350IP67	2—6	115—230Vac 50—60Hz	350mA 24Vdc max	Ø40x118 mm	Ø46 mm	IP67
A312350IP67	5—12	115—230Vac 50—60Hz	350mA 48Vdc max	Ø45x118 mm	Ø46 mm	IP67

POWER SUPPLY FOR 500mA LEDS - ON/OFF

CODE	LEDs	INput	OUTput	Dimensions		IP
ACUNI020T1	1—10	220—240Vac 50—60Hz	500mA 40Vdc max	110x52x22 mm	Ø55 mm	IP20
A13500TC	1—3	115—230Vac 50—60Hz	500mA 12Vdc max	68x35x21 mm	Ø41 mm	IP20
A15500QL	2—5	100—240Vac 50—60Hz	500mA 24Vdc max	115x34x19 mm	Ø39 mm	IP20
A310500QL	5—10	115—230Vac 50—60Hz	500mA 45Vdc max	111x38x28 mm	Ø48 mm	IP20
ACUNI039T1	1—10	220—240Vac 50—60Hz	350mA 42Vdc max	90x67x21 mm	Ø72 mm	IP20
A14500IP67	1—4	100—240Vac 50—60Hz	500mA 24Vdc max	Ø40x95 mm	Ø96 mm	IP67
A310500IP67	5—10	115—230Vac 50—60Hz	500mA 45Vdc max	Ø45x118 mm	Ø46 mm	IP67

POWER SUPPLY FOR 700mA LEDS - ON/OFF

CODE	LEDs	INput	OUTput	Dimensions		IP
ACUNI020T1	1—7	220—240Vac 50—60Hz	700mA 28Vdc max	110x52x22 mm	Ø55 mm	IP20
A13700QL	1—3	115—230Vac 50—60Hz	700mA 18Vdc max	115x34x19 mm	Ø39 mm	IP20
ACUNI039T1	1—10	220—240Vac 50—60Hz	350mA 42Vdc max	90x67x21 mm	Ø72 mm	IP20
A13700IP67	1—3	115—230Vac 50—60Hz	700mA 18Vdc max	Ø40x118 mm	Ø41 mm	IP67
A39700IP67	3—9	115—230Vac 50—60Hz	700mA 45Vdc max	Ø45x120 mm	Ø46 mm	IP67

POWER SUPPLY FOR 1050mA LEDS - ON/OFF

CODE	INput	OUTput	Dimensions		IP
ACUNI039T1	220—240Vac 50—60Hz	350mA 42Vdc max	90x67x21 mm	Ø72 mm	IP20

ON/OFF CONSTANT-VOLTAGE PSU

CONNECTING IN PARALLEL

Should you need to use a constant-voltage power supply unit (parallel connection), you should proceed as follows:
- check the voltage at which the fixture needs to be powered (12Vdc, 24Vdc, 48Vdc);
- consider the maximum power absorbed by each individual fixture (example: 10W);
- count the total number of devices and multiply by the maximum power
  (for example, if you have 5 fixtures at 10W each, you will need 5x10W = 50W);
- add a further 20% to the power needed to supply the LED lighting system
  (for example, if there are 5x10W fixtures, you will need 50W+20% = 60W).

Using this information, you will be able to select the power supply unit that best fits your needs from the ones given in the tables of AC/DC switched-mode power supply units.

WARNING:
The system must be powered only after all the lighting fixtures have been connected.

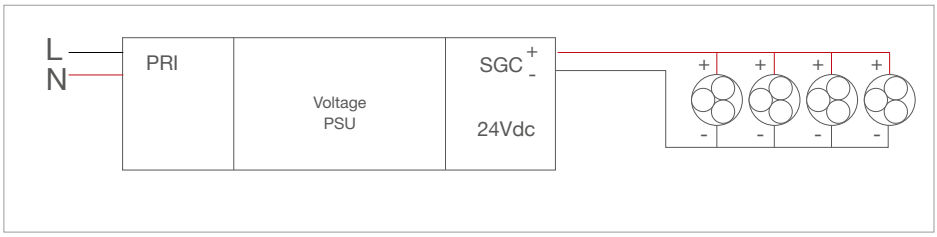

Wiring diagram of a parallel connection

12Vdc

CODE	INput	Power	Dimensions		IP
AV12020IP20	100—120V 50—60Hz 220—240V 50—60Hz 176—264Vdc	20W	146x55x19 mm	Ø60 mm	IP20
AV12040IP67	90—305V 47—63Hz 127—431Vdc	40W	163x43x32 mm	Ø55 mm	IP67
AV12060IP67	90—305V 50—60Hz 127—431Vdc	60W	163x43x32 mm	Ø55 mm	IP67
AV12150IP67	90—295V 47—63Hz 127—417Vdc	132W	222x68x39 mm	Ø79 mm	IP67
AV12192IP67	90—264V 50—60Hz 127—431Vdc	192W	244x68x39 mm	Ø79 mm	IP67

24Vdc

CODE	INput	Power	Dimensions		IP
AV24010IP20	100—240V 50—60Hz 90—264Vdc	10W	117x32x22 mm	Ø40 mm	IP20
AV24060IP20	220—240V 50—60Hz 176—276Vdc	60W	125x82x29 mm	Ø87 mm	IP20
AV24100IP20	220—240V 50—60Hz 176—276Vdc	100W	106x90x58 mm	DIN GUIDE	IP20
AV24150IP20	220—240V 50—60Hz 176—276Vdc	150W	280x40x29 mm	Ø49 mm	IP20
AV24008IP54	100—240V 50—60Hz 176—264Vdc	8W	46x44x27 mm	Ø52 mm	IP54
AV24020IP67	90—264V 47—63Hz 127—370Vdc	20W	118x35x26 mm	Ø45 mm	IP67
AV24040IP67	90—305V 47—63Hz 127—431Vdc	40W	163x43x32 mm	Ø55 mm	IP67
AV24060IP67	90—305V 47—63Hz 127—431Vdc	60W	163x43x32 mm	Ø55 mm	IP67
AV24150IP67	90—295V 47—63Hz 127—417Vdc	150W	222x68x39 mm	Ø79 mm	IP67
AV24240IP67	90—305V 47—63Hz 127—431Vdc	240W	245x68x39 mm	Ø79 mm	IP67
AV24320IP67	90—305V 47—63Hz 127—431Vdc	320W	252x90x44 mm	Ø101 mm	IP67

48Vdc

CODE	INput	Power	Dimensions		IP
AV48150IP20	220—240V 50—60Hz	150W	240x60x49 mm	Ø70 mm	IP20
AV48060IP67	90—305V 47—63Hz 127—431Vdc	60W	163x43x32 mm	Ø55 mm	IP67
AV48150IP67	90—295V 47—63Hz 127—417Vdc	150W	222x68x39 mm	Ø79 mm	IP67
AV48240IP67	90—305V 47—63Hz 127—431Vdc	240W	245x68x39 mm	Ø79 mm	IP67

DIMMABLE POWER SUPPLY UNITS

DIMMING WITH NO BUTTON (PUSH)

The dimmable multi-voltage/multi-current power supply units have dip switches to select the output voltage/current. These power supply units allow you to dim the light intensity from 0 to 100% using a PUSH button (a short press turns the system on or off; a long press increases or decreases the light intensity), 1—10V interface, 100Kohm potentiometer, DALI or mains dimming (IGBT-TRIAC).

Using the PUSH command, you can synchronize up to a maximum of 10 power supply units with a sync cable (1 master + 9 slaves).
The maximum distance between button/buttons and master power supply unit is 15 m.

Lighting groups or scenarios can be stored on a DALI network.

WARNING:
Only use Normally Open (NO) buttons without built-in indicator light.

ADUNITC

Dimming via PUSH button or 1—10V interface.

AD050PUSHT1

Dimming via PUSH button or 1—10V interface.

AD050DALIT1

Dimming via PUSH button, 1—10V interface, 100Kohm potentiometer or DALI.

AD032TLT1

Dimming via PUSH button or mains dimming (IGBT-TRIAC).

AD020DALIH2

Dimming via PUSH button or DALI.

CODE	LEDs	INput	OUTput	Dimensions		IP	Sync
ADUNITC	1—12 LED 1—12 LED 1—9 LED 10W 20W	99—264Vac 50—60Hz [PUSH-1—10V]	350mA 500mA 700mA 12Vdc 24Vdc	21x67x103 mm 120 g	Ø72 mm	IP20	Yes with cable (max 9 slaves)
AD050PUSHT1	1—20 LED 1—20 LED 1—18 LED	99—264Vac 50—60Hz [PUSH-1—10V]	350mA 500mA 700mA	22x79x124 mm 150 g	Ø84 mm	IP20	Yes with cable (max 9 slaves)
AD050DALIT1	1—20 LED 1—20 LED 1—18 LED	99—264Vac 50—60Hz [PUSH-1—10V-Potentiometer 100KΩ-DALI]	350mA 500mA 700mA	22x79x124 mm 150 g	Ø84 mm	IP20	Yes with cable (max 9 slaves)
AD032TLT1	1—12 LED 1—12 LED 1—12 LED 10W 20W	220—240Vac 50—60Hz [PUSH-Mains dimming]	350mA 500mA 700mA 12Vdc 24Vdc	34x46x166 mm 185 g	Ø56 mm	IP20	Yes with cable (max 9 slaves)
AD020DALIH2	3—15 LED (350mA) 3—10 LED (500mA) 3—7 LED (700mA)	220—240Vac 50—60Hz [PUSH-DALI]	350mA 500mA 700mA	184x40x25 mm 110 g	Ø48 mm	IP20	Yes

WX05	1—10V potentiometer
WX06	Synchronization cable, L=1.5 m
WX07	Synchronization cable, L=4 m

WIRING DIAGRAMS FOR DIMMING WITH NO BUTTON (PUSH)

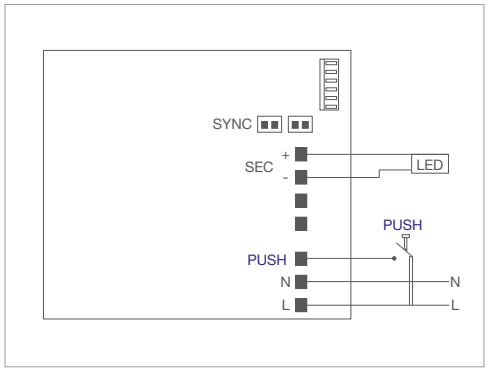

PUSH control with ADUNITC

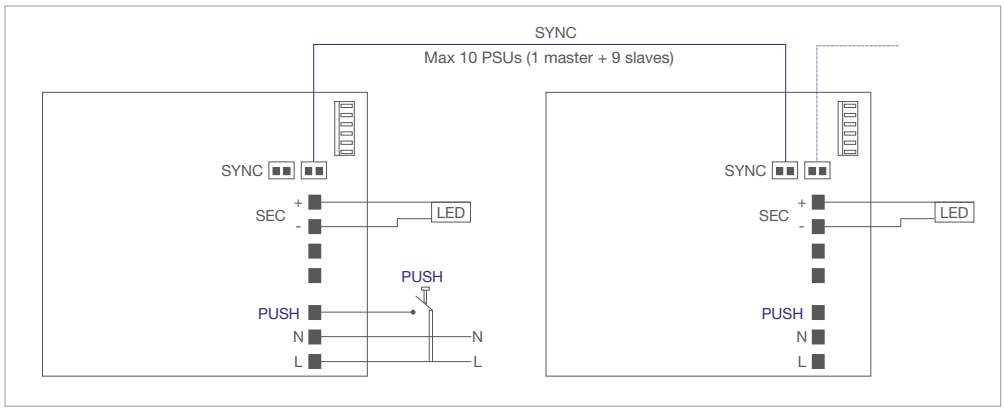

PUSH control with synchronization with ADUNITC

DIMMABLE POWER SUPPLY UNITS

DIMMING WITH 1—10V SIGNAL

The dimmable multi-voltage/multi-current power supply units have dip switches to select the output voltage/current. These power supply units allow you to dim the light intensity from 0 to 100% using a PUSH button (a short press turns the system on or off; a long press increases or decreases the light intensity), 1—10V interface, 100Kohm potentiometer, DALI or mains dimming (IGBT-TRIAC).

Using the PUSH command, you can synchronize up to a maximum of 10 power supply units with a sync cable (1 master + 9 slaves).
The maximum distance between button/buttons and master power supply unit is 15 m.

Lighting groups or scenarios can be stored on a DALI network.

WARNING:
Only use Normally Open (NO) buttons without built-in indicator light.

ADUNITC

Dimming via PUSH button or 1—10V interface.

AD050PUSHT1

Dimming via PUSH button or 1—10V interface.

AD050DALIT1

Dimming via PUSH button, 1—10V interface, 100Kohm potentiometer or DALI.

CODE	LEDs	INput	OUTput	Dimensions		IP	Sync
ADUNITC	1—12 LED 1—12 LED 1—9 LED 10W 20W	99—264Vac 50—60Hz [PUSH-1—10V]	350mA 500mA 700mA 12Vdc 24Vdc	21x67x103 mm 120 g	Ø72 mm	IP20	Yes
AD050PUSHT1	1—20 LED 1—20 LED 1—18 LED	99—264Vac 50—60Hz [PUSH-1—10V]	350mA 500mA 700mA 750mA 850mA 900mA 1050mA	22x79x124 mm 150 g	Ø84 mm	IP20	Yes
AD050DALIT1	1—20 LED 1—20 LED 1—18 LED	99—264Vac 50—60Hz [PUSH-1—10V-Potentiometer 100KΩ-DALI]	350mA 500mA 700mA 750mA 850mA 900mA 1050mA	22x79x124 mm 150 g	Ø84 mm	IP20	Yes

WX05	1—10V potentiometer
WX06	Synchronization cable, L=1.5 m
WX07	Synchronization cable, L=4 m

WIRING DIAGRAMS FOR DIMMING WITH 1—10V SIGNAL

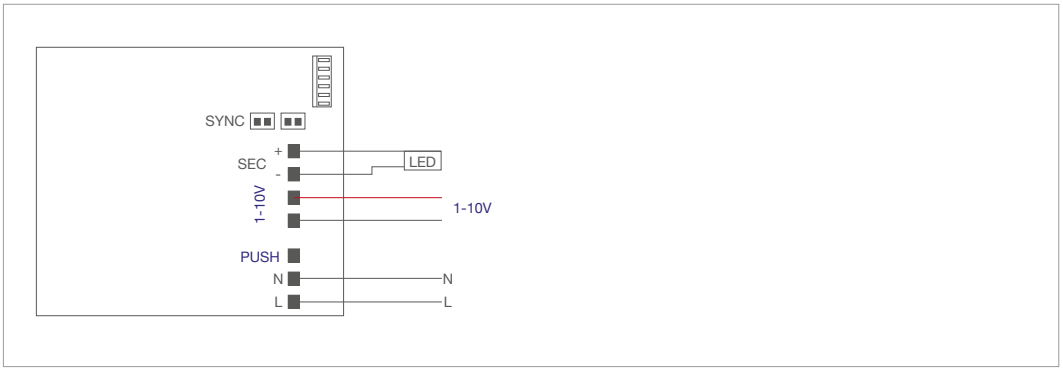

1—10V control

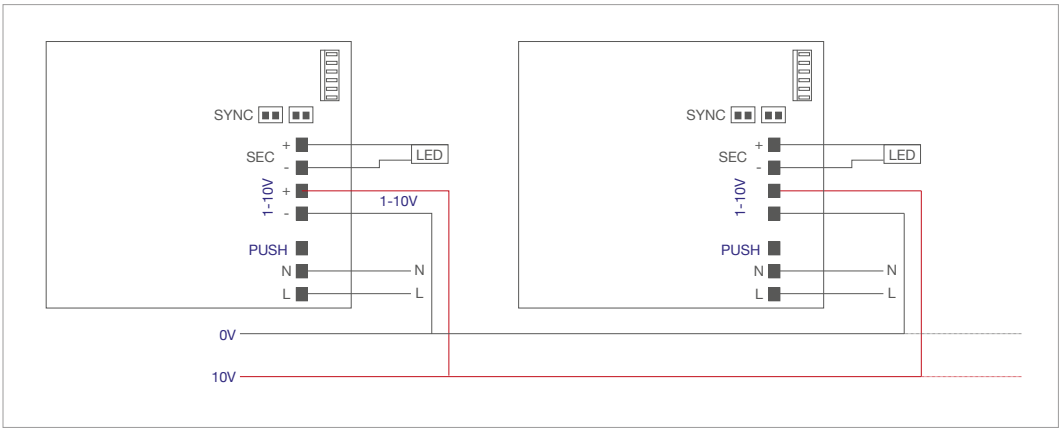

1—10V control with ADUNITC

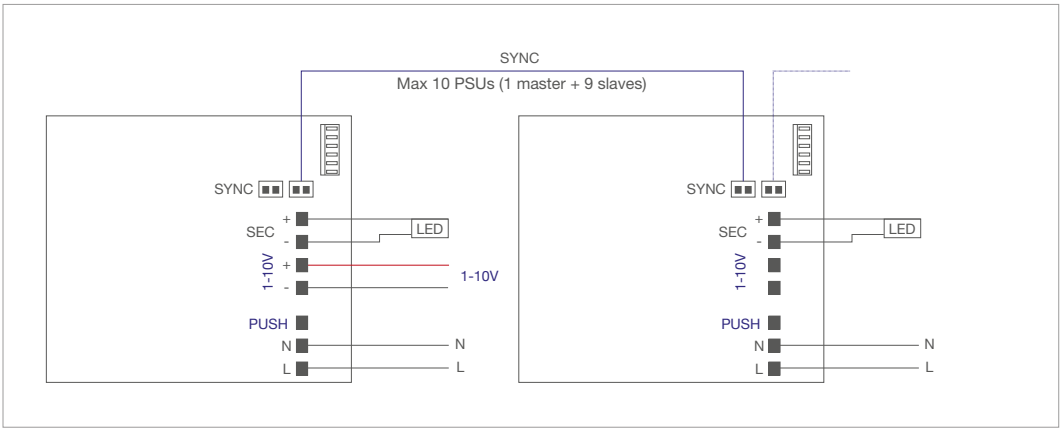

1—10V control with synchronization with ADUNITC

DIMMABLE POWER SUPPLY UNITS

DIMMING WITH DALI BUS

The dimmable multi-voltage/multi-current power supply units have dip switches to select the output voltage/current. These power supply units allow you to dim the light intensity from 0 to 100% using a PUSH button (a short press turns the system on or off; a long press increases or decreases the light intensity), 1—10V interface, 100Kohm potentiometer or DALI.

Using the PUSH command, you can synchronize up to a maximum of 10 power supply units with a sync cable (1 master + 9 slaves).
The maximum distance between button/buttons and master power supply unit is 15 m.

Lighting groups or scenarios can be stored on a DALI network.

WARNING:
Only use Normally Open (NO) buttons without built-in indicator light.

AD050DALIT1

Dimming via PUSH button, 1—10V interface, 100Kohm potentiometer or DALI.

AD020DALIH2

Dimming via PUSH button or DALI.

CODE	LEDs	INput	OUTput	Dimensions		IP	Sync
AD050DALIT1	1—20 LED 1—20 LED 1—18 LED	99—264Vac 50—60Hz [PUSH-1—10V-Potentiometer 100KΩ-DALI]	350mA 500mA 700mA 750mA 850mA 900mA 1050mA	22x79x124 mm 150 g	Ø84 mm	IP20	Yes
AD020DALIH2	3—15 LED (350mA) 3—10 LED (500mA) 3—7 LED (700mA)	220—240Vac 50—60Hz [PUSH-DALI]	350mA 500mA 700mA	184x40x25 mm 110 g	Ø48 mm	IP20	Yes

WIRING DIAGRAMS FOR DIMMING WITH DALI BUS

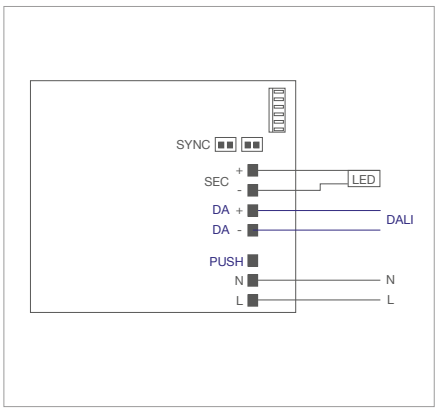

DALI control with AD050DALIT1

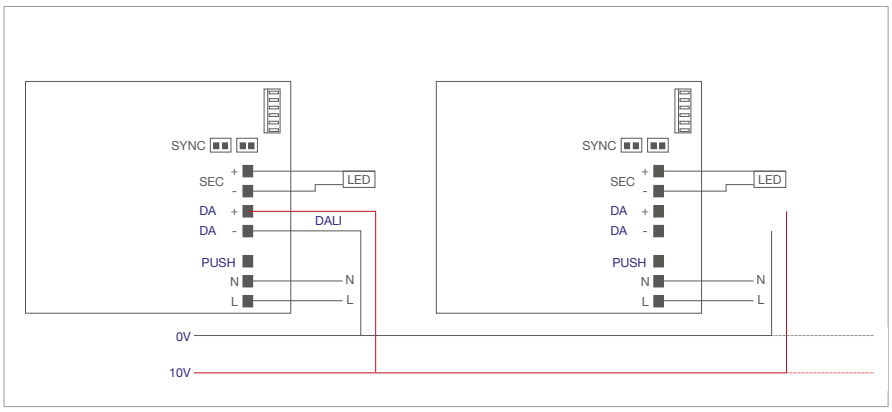

DALI control / Max 64 DALI devices with AD050DALIT1

DIMMING WITH MAINS DIMMING (IGBT-TRIAC)

The dimmable multi-voltage/multi-current power supply units have dip switches to select the output voltage/current. These power supply units allow you to dim the light intensity from 0 to 100% using a PUSH button (a short press turns the system on or off; a long press increases or decreases the light intensity), or mains dimming (IGBT-TRIAC).

Using the PUSH command, you can synchronize up to a maximum of 10 power supply units with a sync cable (1 master + 9 slaves).
The maximum distance between button/buttons and master power supply unit is 15 m.

WARNING:
Only use Normally Open (NO) buttons without built-in indicator light.

AD032TLT1

Dimming via PUSH button or mains dimming (IGBT-TRIAC).

AD018350TLT1

Dimming via mains dimming (IGBT-TRIAC).

AD020500TLT1

Dimming via mains dimming (IGBT-TRIAC).

CODE	LEDs	INput	OUTput	Dimensions		IP	Sync
AD018350TLT1	9—16 LED	220—240Vac 50—60Hz [Mains dimming]	350mA	22x52x111 mm 108 g	Ø56 mm	IP20	Yes
AD020500TLT1	6—12 LED	220—240Vac 50—60Hz [Mains dimming]	500mA	22x52x111 mm 108 g	Ø56 mm	IP20	Yes
AD032TLT1	1—12 LED 1—12 LED 1—12 LED 10W 20W	220—240Vac 50—60Hz [PUSH-Mains dimming]	350mA 500mA 700mA 12Vdc 24Vdc	34x46x166 mm 185 g	Ø56 mm	IP20	Yes
WX05	1—10V potentiometer						
WX06	Synchronization cable, L=1,5m						
WX07	Synchronization cable, L=4m						

WIRING DIAGRAMS FOR DIMMING WITH MAINS DIMMING (IGBT-TRIAC)

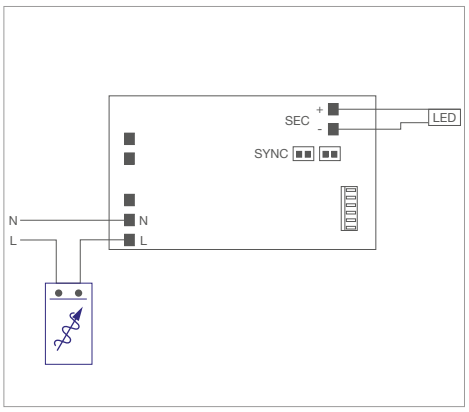

Control (IGBT-TRIAC)

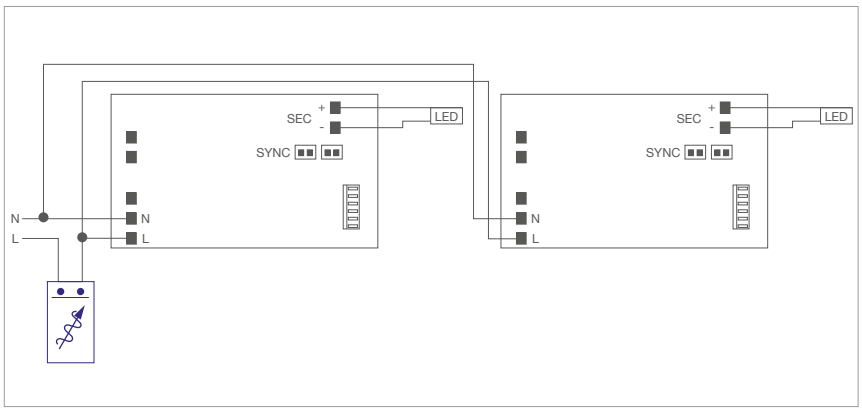

Control (IGBT-TRIAC)

CONTROL SYSTEMS

LOW-VOLTAGE DIMMERS

Low voltage dimmers are a solution for controlling constant-voltage LEDs using a Normally Open (NO) button, with a 1—10V signal, a 0—10V analogue signal, or a DALI signal.
The power supply voltage varies from 12 to 24Vdc, while the output voltage is equal to the input voltage and allows you to control a load up to a maximum current value of 12A. The intensity curve and the soft fade on and off have been designed to ensure maximum visual comfort by matching the behaviour of the human eye. The device can be synchronized with slaves (using DIP switch settings).

CODE	INput	OUTput	OUTput POWER min-max	Dimensions		IP
ADV576DALIN1	12Vdc 24Vdc 48Vdc	Vin=Vout (12A max)	0—144W (12Vdc) 0—288W (24Vdc) 0—576W (48Vdc)	100x40x25 mm 40 g	Ø48 mm	IP20

This system can be used with a remote control (see TLC05, TLC06, TLR01 on page 682).

WIRING DIAGRAMS FOR LOW-VOLTAGE DIMMING

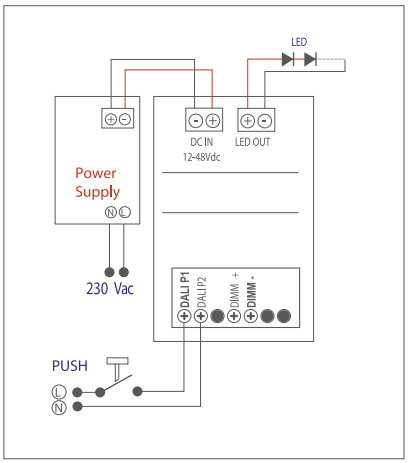

PUSH control

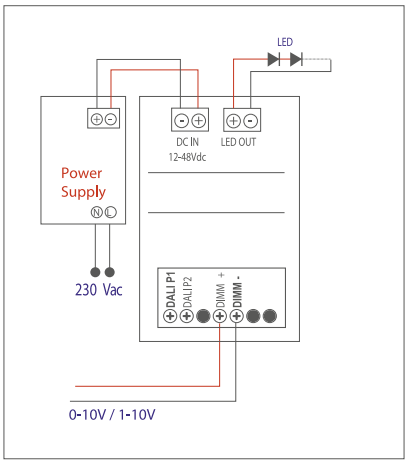

0—10V/1—10V control

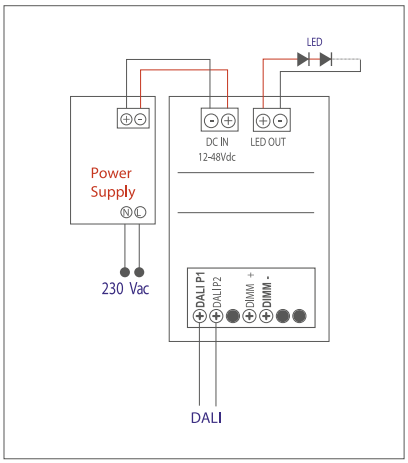

DALI control

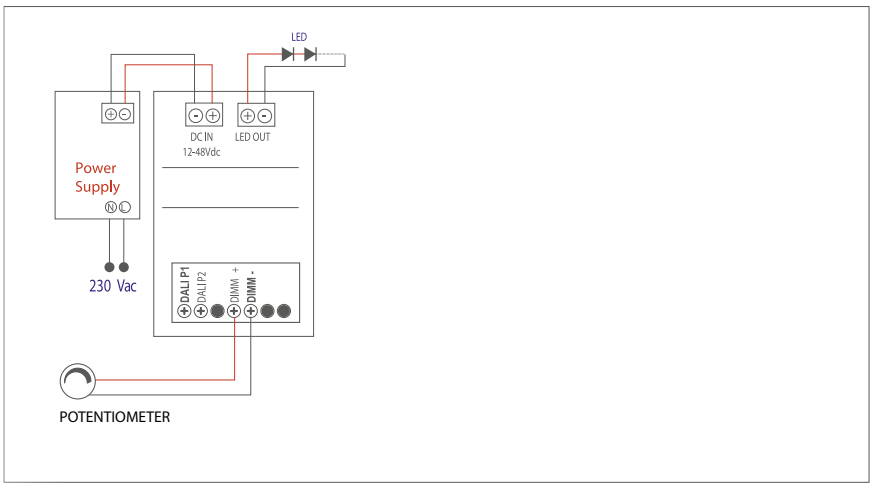

Control with potentiometer

EASY RGB

Easy RGB Push is an RGB (RED GREEN BLUE) sequencer with three output channels that enables you to control LED devices in current or voltage to dynamically change their colour. The device allows you to adjust the colour tone and rotation speed of the RGB cycle using a Normally Open (NO) button. The optimized adjustment curve produces a soft colour fade, ensuring maximum visual comfort.
The supply voltage is from 12Vdc to 48Vdc. The device is equipped with systems that protect it from:

- overtemperature;
- overpowering;
- underpowering;
- power supply polarity reversal;
- output short circuit.

It is also equipped with an output current limiter.

CODE	RGB groups min-max	INput	OUTput	Dimensions		IP
ARC336350D1	1— 3 RGB groups 1— 6 RGB groups 1—12 RGB groups	12Vdc 24Vdc 48Vdc	350mA	25x44x44 mm 20 g	Ø52 mm	IP20
ARC336500D1	1— 3 RGB groups 1— 6 RGB groups 1—12 RGB groups	12Vdc 24Vdc 48Vdc	500mA	25x44x44 mm 20 g	Ø52 mm	IP20
ARV230PD1		12Vdc 24Vdc 48Vdc	0—90W 0—180W 0—360W	25x44x44 mm 20 g	Ø52 mm	IP20

1 RGB GROUP = 1 FULL-COLOUR LED = 1 RED LED + 1 GREEN LED + 1 BLUE LED

Button	Function
Click	On/Off
A long press (>1sec) when switched off	Change in rotation speed*
A long press (>1sec) when switched on	Start/Stop colour rotation

This system can be used with a remote control (see TLC05, TLC06, TLR01 on page 682).

* The colour rotation speed can be adjusted to 4 levels.
The selected speed is displayed with a white flashing light:
- 10 flashes/sec for a 6-second rotation
- 5 flashes/sec for a 30-second rotation
- 2 flashes/sec for a 6-minute rotation
- 1 flash/sec for a 30-minute rotation

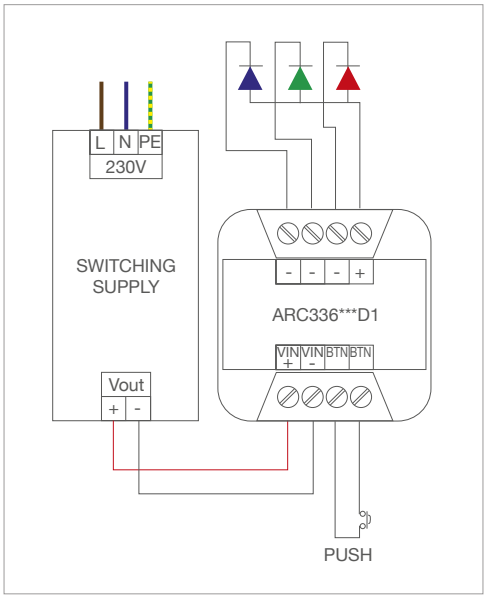

CONTROL SYSTEMS

HOME RGB

The Home RGB device is designed to power, steer and control LED lighting fixtures with RGB technology. The driver has outputs to drive current-controlled LED lighting fixtures at 350mAor 500mA.
To execute dynamic colour change sequences, the device has a “stand-alone” mode, which, with the “Easy-Run-Menu” function, allows you to choose one of the pre-set sequences stored in the device, and to reproduce it at a speed you select.
The device can be connected to a remote-control button to manually activate the selected sequence and synchronize it with other units without any control connection between the various devices.
Thanks to its DMX512-protocol-compatible interface, it is possible to control the device through an external DMX control unit or recorder.

CODE	RGB groups min-max	INput	OUTput	Dimensions		IP
AR330350TC	1—10 RGB groups	230Vac 50—60Hz	350mA	36x60x225 mm 240 g	Ø72 mm	IP20
AR330500TC	1—6 RGB groups	230Vac 50—60Hz	500mA	36x60x225 mm 240 g	Ø72 mm	IP20

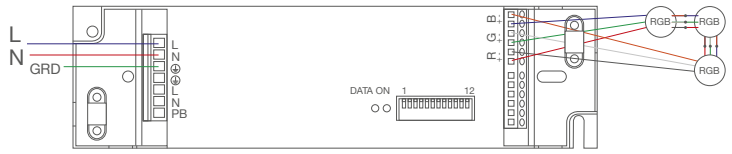

Stand-alone

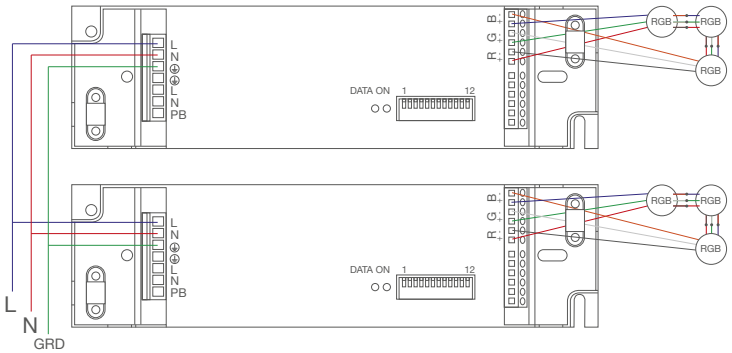

Stand-alone with synchronization

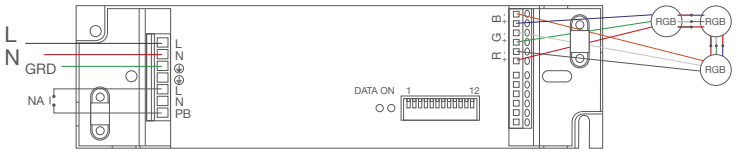

With external button

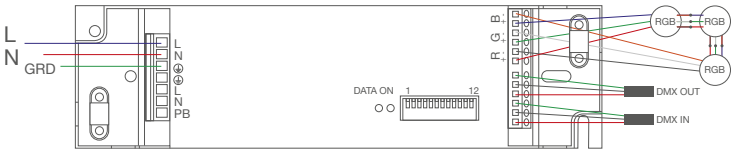

With DMX512

UNIVERSAL SEQUENCER

The universal sequencer is a four-channel LED controller (RGBW) that works in both constant current and constant voltage.
This device is suitable for mounting in switchboards on DIN rails.
It operates in DMX (RDM), 0—10V, 1—9V, 10Kohm potentiometer, button and “stand-alone” modes with programmed shows.
The constant-current version allows you to select the LED current through two terminal blocks and can be used to power all LED types from 350mA up to 700mA.
The supply voltage of this module ranges from 24Vdc to 48Vdc, and allows you to connect 12 LEDs in series for each channel, up to a maximum of 48 LEDs.
The constant-voltage version works at 12 or 24Vdc and can handle powered LED strips or LEDs up to a maximum of 576W (4 channels).
In both the current and the voltage version, the controller can be made to act as a:

- single-channel or synchronized-channel dimmer;
- RGB/RGBW sequencer;
- dynamic white controller;
- stand-alone (multi-programming).

The device is protected from overload or fault with a non-resettable fuse.

CODE	INput	Control	OUTput POWER	OUTput	RGB/RGBW groups	Dimensions	IP
ARCUNID2	12-48Vdc	PUSH (4ch) PUSH 20 show Stand-alone 0—10V / 1—9V Potentiometer 10kΩ DMX512 + RDM DALI	1—3 LED/Ch (12Vdc) 1—6 LED/Ch (24Vdc) 1—12 LED/Ch (48Vdc)	350/500/700mA	1—3 (12Vdc) 1—6 (24Vdc) 1—12 (48Vdc)	90x72x60 mm	IP20
ARVUNID2	12-24Vdc	PUSH (4ch) PUSH 20 show Stand-alone 0—10V / 1—9V Potentiometer 10kΩ DMX512 + RDM DALI	max 180W (max 5Ax3, 12Vdc) max 192W (max 4Ax4, 12Vdc) max 360W (max 5Ax3, 24Vdc) max 384W (max 4Ax4, 24Vdc)	Vin=Vout max 5A/ch (@3Ch) max 4A/ch (@4Ch)		90x72x60 mm	IP20

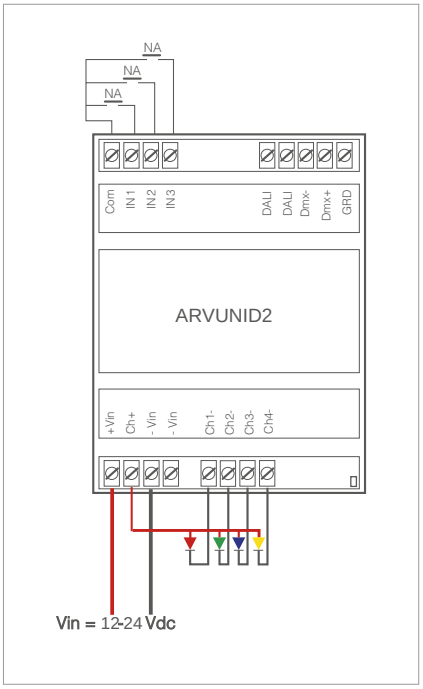

Button control

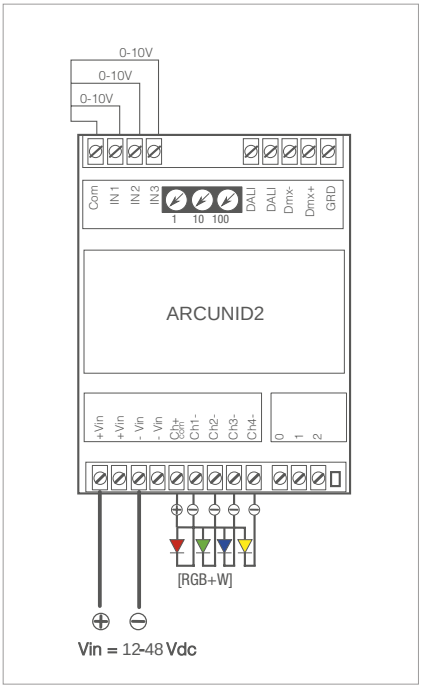

Control using 0—10V

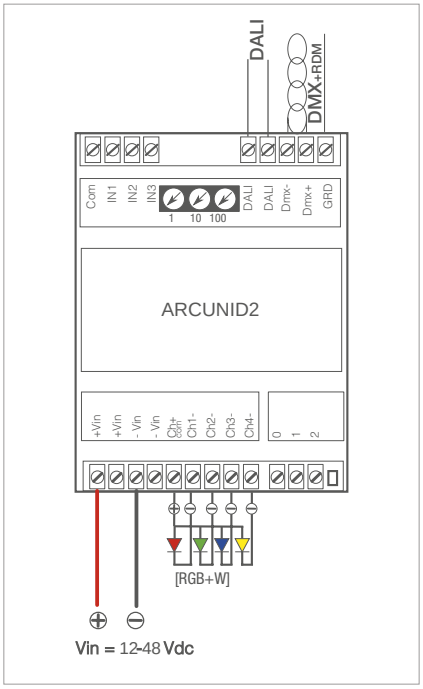

Control using DALI or DMX512 bus

CONTROL SYSTEMS

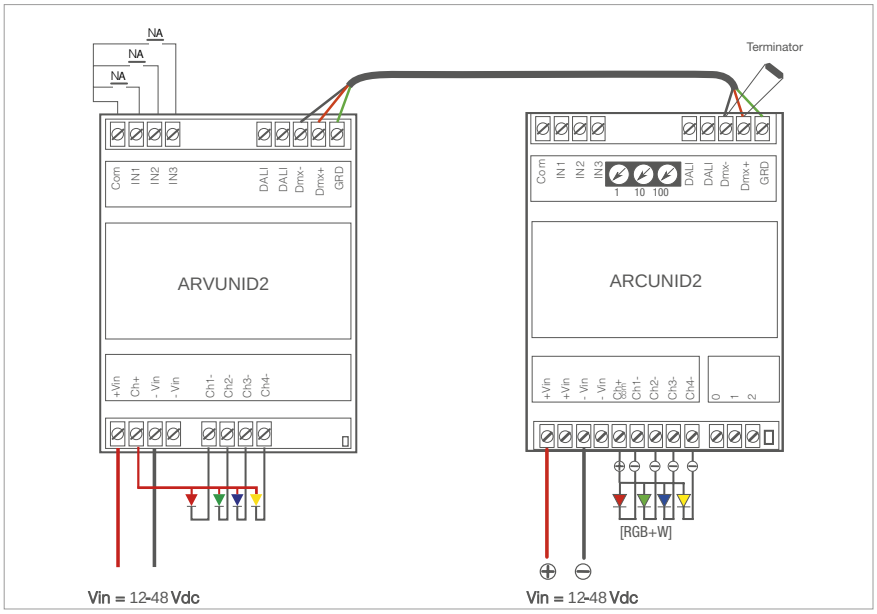

Example of synchronization between two controllers

INPUT VIA REMOTE CONTROL KIT (2 CHANNEL/4 CHANNEL)

All the L&L light control devices that can be controlled with NO buttons can have a radio control kit assigned to them: the kit consists of a 2-channel receiver and two types of remote control for transmitting the control pulses:
choose between the 4-button TLC05 and the 2-button TLC06.

CODE	INput	Range	OUTput	Dimensions	IP
TLR01 Receiver	12-24Vdc		2 relay contacts	90x53x28 mm	IP20
TLC05 Radio control with 4 channels	1 x 12V alkaline battery	30m indoors	433.92 MHz	Ø85x28 mm	IP20
TLC06 Radio control with 2 channels	1 x 3V CR2025 battery	30m indoors	433.92 MHz	55x28x10 mm	IP20
TLA01 Receiver					

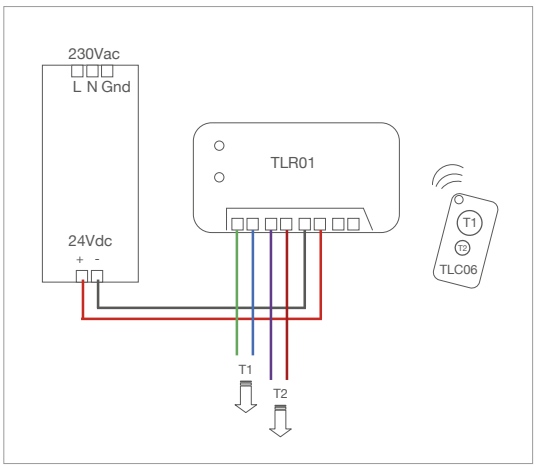

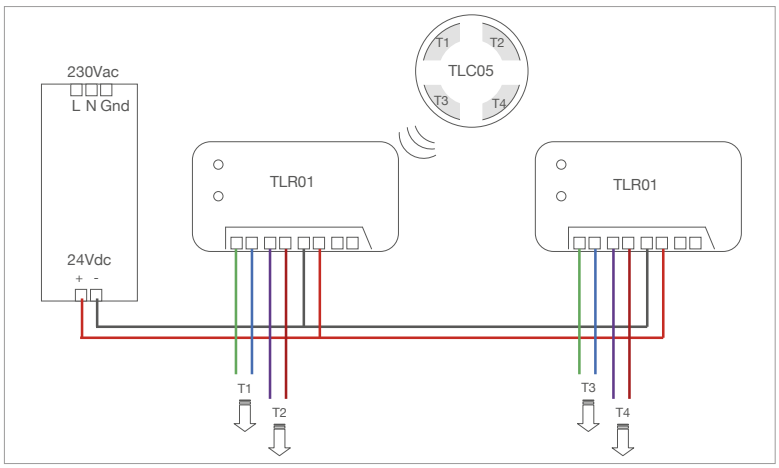

INPUT VIA TOUCH02L1 / TOUCH03L1 (DMX512 PROTOCOL)

The TOUCH02L1/TOUCH03L1 panels are touchscreen control devices that can generate a DMX512 bus signal on 1 area or 4 distinct areas to control RGB/RGBW lighting fixtures when combined with a controller connected to the DMX512 bus (e.g. ARCUNID2 or ARVUNID2).
The screen can be used to control cycle times, light intensity and colours. It also has an icon with which it is possible to call up 7 static colours and 4 sequences.
The panels can be used with all L&L devices compatible with the DMX512 protocol.
Installation requires a WC0302 recessed box, with a 60mm centre distance between fixing holes.

CODE	INput	Control	OUTput	Zones controlled	Dimensions	IP
TOUCH02L1	100—240Vac	touch RGBW	DMX512 bus	1 zone	86x86x36 mm 225 g	IP20
TOUCH03L1	100—240Vac	touch RGBW	DMX512 bus	4 zones	86x86x36 mm 225 g	IP20
WC0302 Outer casing					90x90x50 mm	

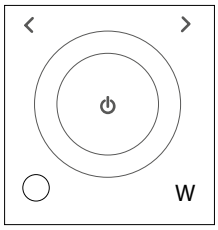

TOUCH02L1

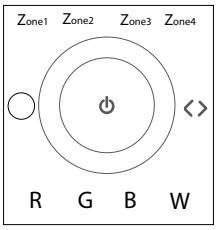

TOUCH03L1

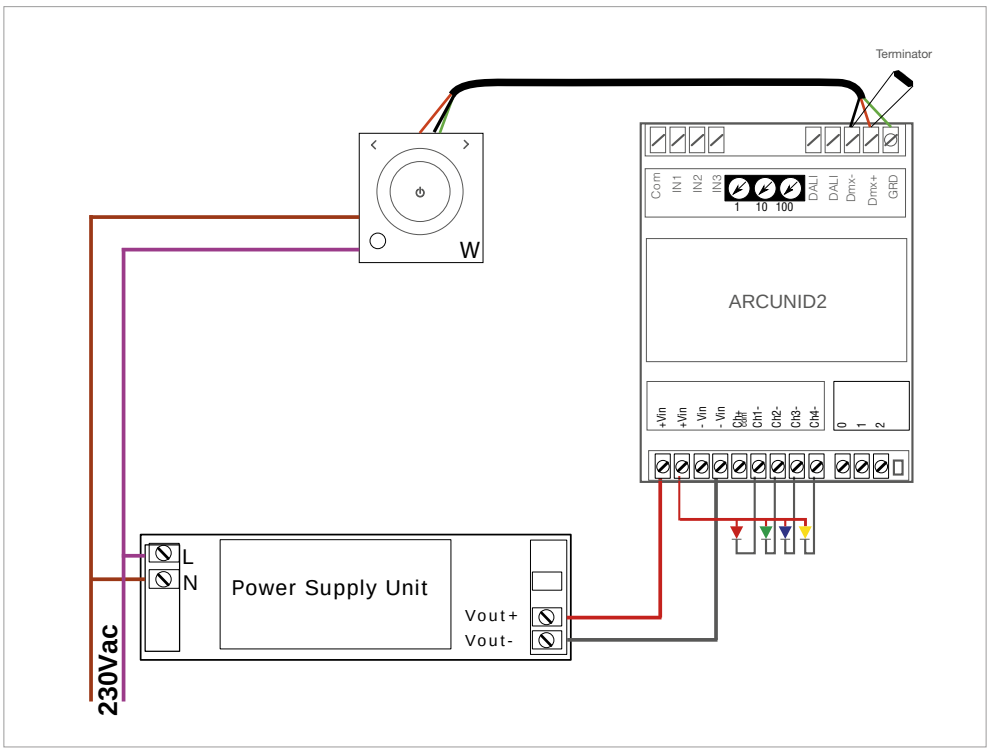

CONTROL SYSTEMS

INPUT VIA DMX01 (DMX512 PROTOCOL)

DMX01 is a software-programmable controller that sends a DMX512 control signal to the devices connected to it. The programming software comes with the controller and the programs are stored inside the unit itself: you can program up to 99 shows.
You can use the buttons on the controller to call up the various stored light shows without the need for a PC connection. You can also manage the connected devices dynamically and in real time by interacting with the software interface.
Using a connector for the I/O port, you can set up a series of normally open (NO) buttons to call up the stored scenes (up to a maximum of 255 scenes).

CODE	INput	OUTput	Dimensions	IP
DMX01	230Vac (adaptor)	DMX512 bus	79x92x43 mm 120 g	IP20

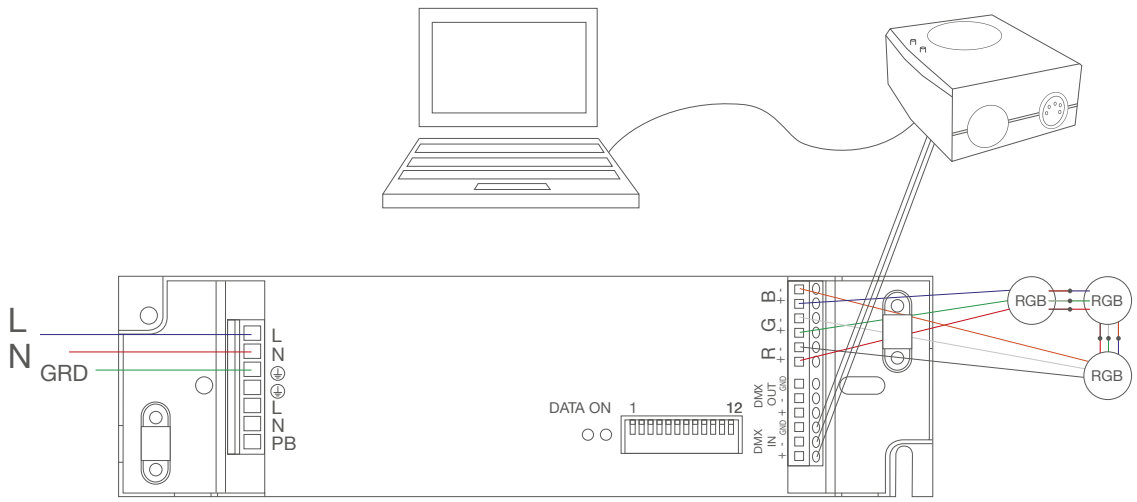

EMERGENCY KIT

The emergency kits are set up to work with LED drivers connected in series. When mains power is present, they act as a bypass for the LED driver and as battery chargers.
In the absence of mains power, they power the lighting fixtures.

AE01350T1

The AE01350T1 emergency unit is a very versatile power supply unit: it can function in non-maintained only, or in non-maintained and maintained light in conjunction with electronic transformers (maximum input voltage 90V, maximum input current 2A).
A multi-power version also exists, which can be adjusted using DIP switches and operates at constant current with power LEDs or constant voltage with LED modules.
The unit activates immediately in the event of a mains power outage and is equipped with:
• high-temperature Ni-Cd batteries, 1-hr life;
• LED charging indicator;
• protection device against extended discharges.

The unit has an IP20 ingress protection rating and complies with the standards:
EN61347-2-13, EN61347-2-7, EN61547, EN55015, EN60598-2-22, EN61000-3-2, SELV.

Technical and operating specifications:
• Supply voltage: 220-240V - 50-60Hz;
• Supply current: 20mA;
• Max operating temperature measured on the case: 70°C;
• Ambient temperature: 5-50°C;
• Charge time: 24hr;
• Terminal block range: 1.5 mm2;
• LED mounting hole: Ø8.8 mm;
• Battery pack cable length: 200 mm;
• Charging device with basic isolation capable of recharging the battery normally after the test described in article 22.3 of CEI EN 61347-2-7:2007-09.

The charging device is protected against short circuits.

DIP switch position (dual in-line package)	Emergency work voltage (VL)	Emergency output current (I)	Max no. power LEDs in current	Max power for LED modules in voltage
A	9—12V	350mA	N°LED=12/Vf	24W
B	9—24V	350—250mA	N°LED=24/Vf	30W
C	9—46V	350—100mA	N°LED=46/Vf	
D	9—58V	350—85mA	N°LED=60/Vf	

NB: 3-hr battery kit available on request

EMERGENCY KIT

ORDINARY + EMERGENCY LIGHTING

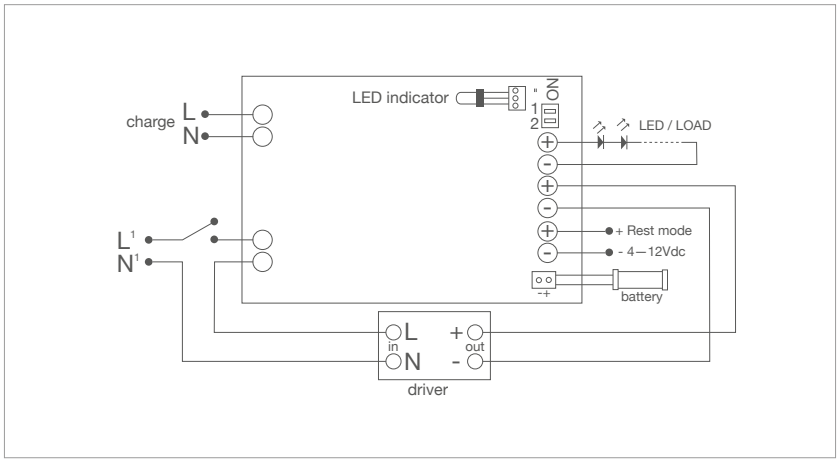

EMERGENCY ONLY

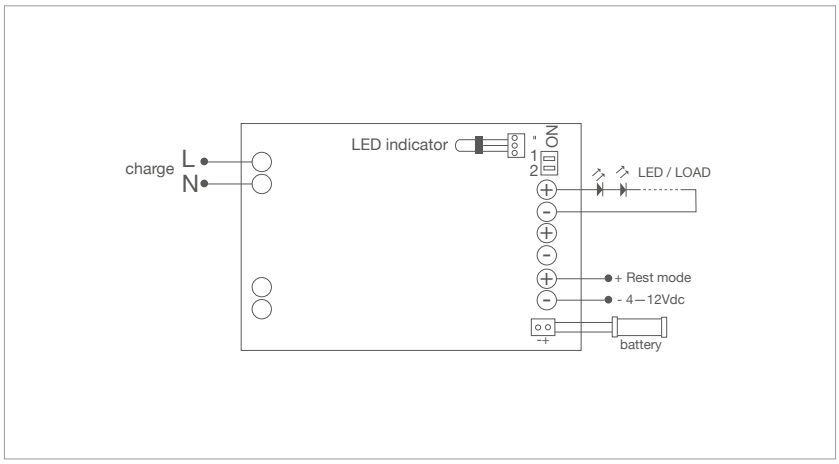

CODE	INput	OUTput	Dimensions		IP	Certifications
AE01350T1	220—240Vac 50—60Hz	max 350mA 58Vdc max	35x47x166 mm 185 g	Ø58	IP20	

ACCESSORIES

ANTI-GLARE ACCESSORIES

HONEYCOMB LOUVRE

WH0100 (Litus 1.0 / 1.6; Smoothy 1.0 / 1.6)
WH0101 (Bright 1.0 / 1.1 / 1.2 / 1.3 / 1.6 / 1.7; Spot 1.0 / 1.6)
WH0200 (Litus 2.0 / 2.1; Smoothy 2.0)
WH0201 (Bright 2.4 / 2.5; Spot 2.1 / 2.7)
WH0202 (Spot 4.0 / 4.1)
WH0203 (Flori 1.0 / 1.1)
WH0401 (Moby 1.0 / 1.1; Moby P 1.0 / 1.1)
WH0402 (Moby 2.0 / 2.1; Moby P 2.0 / 2.1)
WH0403 (Moby 3.0 / 3.1; Moby P 3.0 / 3.1)
WH0501 (Litus 5.0 / 5.1)
WH0502 (Bright 3.2 / 3.3 / 3.6 / 3.7; Smoothy 5.0)
WH0503 (Bright 5.0 / 5.1 / 5.6 / 5.7; Spot 3.1 / 3.2)
WH0504 (Bright 5.8 / 5.9)
WH0505 (Kleo 1.0 / 1.1 / 2.0 / 2.1)

The Honeycomb louvre can be provided on all fixed optics except for diffuse and sharp optics

WH0506 (Akro 1.0 / 1.1 / 1.2)
WH0610 (Stra 1.0 / 2.0 / 3.0 / 4.0; Stra P 1.0)
WH0710 (Zab Track 1.0 / 1.1)
WH0711 (Zab Track 3.0 / 3.1)
WH5010 (Siri 1.0 / 1.1)
WH5020 (Siri 2.0 / 2.1)
WH5030 (Siri 3.0 / 3.1)
WH6010 (Neva 1.0)
WH6011 (Neva 1.1)
WH6012 (Neva 1.2)
WH6020 (Neva 2.0 / 5.0 / 6.0)
WH6021 (Neva 2.1 / 5.1 / 6.1)
WH6022 (Neva 2.2 / 5.2 / 6.2)

Order together with the lighting fixture (except for Akro)

SNOOTS

Standard snoot

WB0310A - Aluminium
(Pivot 1.1 / 1.6)

WB0310T - Cor-ten
(Pivot 1.1 / 1.6)

WB0320I - Stainless steel
(Spot 1.0 / 1.6)

WB0330A - Aluminium
(Spot 2.1 / 2.7 / 4.0 / 4.1)

WB0340A - Aluminium
(Spot 3.1 / 3.2)

Asymmetrical snoot

WB0311A - Aluminium
(Pivot 1.1 / 1.6)

WB0311T - Cor-ten
(Pivot 1.1 / 1.6)

WB0321I - Stainless steel
(Spot 1.0 / 1.6)

WB0331A - Aluminium
(Spot 2.1 / 2.7 / 4.0 / 4.1)

WB0341A - Aluminium
(Spot 3.1 / 3.2)

Standard snoot

WB1001E - White
WB1001F - Grey
WB1001H - Anthracite
WB1001T - Cor-ten
(Flori 1.0 / 1.1)

Asymmetrical snoot

WB1002E - White
WB1002F - Grey
WB1002H - Anthracite
WB1002T - Cor-ten
(Flori 1.0 / 1.1)

Standard snoot

WB0401B - White
WB0401N - Black
(Zab Track 1.0 / 1.1)

WB0404B - White
WB0404N - Black
(Zab Track 3.0 / 3.1)

WB1101E - White
WB1101F - Grey
WB1101H - Anthracite
WB1101T - Cor-ten
(Kleo 1.0 / 1.1 / 2.0 / 2.1)

WB1101N - Black
(Akro 1.0 / 1.1 / 1.2)

Asymmetrical snoot

WB0402B - White
WB0402N - Black
(Zab Track 1.0 / 1.1)

WB0405B - White
WB0405N - Black
(Zab Track 3.0 / 3.1)

WB1102E - White
WB1102F - Grey
WB1102H - Anthracite
WB1102T - Cor-ten
(Kleo 1.0 / 1.1 / 2.0 / 2.1)

WB1102N - Black
(Akro 1.0 / 1.1 / 1.2)

ANTI-GLARE SHIELD

Stainless steel painted black

WB6510 612 mm (Neva 1.0)
WB6511 912 mm (Neva 1.1)
WB6512 1513 mm (Neva 1.2)



Stainless steel painted black

WB6520 673 mm (Neva 2.0 / 5.0 / 6.0)
WB6521 1033 mm (Neva 2.1 / 5.1 / 6.1)
WB6522 1754 mm (Neva 2.2 / 5.2 / 6.2)

BARN DOORS

WB0403N - Black (Zab Track 1.0 / 1.1)
WB0406N - Black (Zab Track 3.0 / 3.1)
WB1003N - Black (Flori 1.0 / 1.1)
WB1103N - Black (Akro 1.0 / 1.1 / 1.2
Kleo 1.0 / 1.1 / 2.0 / 2.1)

ANTI-GLARE HOODS

WB5010H - Anthracite
(Siri 1.0 / 1.1 / 1.2 / 1.3)

On request, the anti-glare hood is available in the same finish as the lighting fixture

WB5020H - Anthracite
(Siri 2.0 / 2.1 / 2.2 / 2.3)

On request, the anti-glare hood is available in the same finish as the lighting fixture

WB5030H - Anthracite
(Siri 3.0 / 3.2)

On request, the anti-glare hood is available in the same finish as the lighting fixture

OPTICAL ACCESSORIES

OPTICS

Optics

WR0301 - 15°
WR0302 - 24°
WR0303 - 38°
WR0304 - 54°
WR0305 - 14°x56°
(Palladiano 1.0 / 1.1)

Street optics

WR0306 - 153°x107°
WR0307 - 85°x85°
WR0308 - 130°x130°
WR0309 - 119°x92°
WR0310 - 158°x110°
WR0311 - 149°x106°
WR0312 - 160°x112°
WR0313 - 162°x116°
WR0314 - 165°x110°
WR0315 - 145°x115°
WR0316 - 110°x80°
WR0317 - 145°x120°
WR0318 - 135°x135°
WR0319 - 47°x47°
WR0320 - 90°x90°
(Palladiano 1.0 / 1.1)

FILTERS

Dichroic filter

WR0001 - Red
WR0002 - Green
WR0003 - Blue
WR0004 - Orange
(Akro 1.0 / 1.1 / 1.2)

Optical filter

WR0010 - Diffusion
WR0020 - Elliptical
(Akro 1.0 / 1.1 / 1.2)

Colour temperature conversion filter

WR0030 - Variation towards warm white light
WR0031 - Variation towards cold white light
(Akro 1.0 / 1.1 / 1.2)

Shadow-effect filter

WR0321 - Water
WR0322 - Blue water
(Palladiano 1.0 / 1.1)

Shadow-effect filter

WR0323 - Forest
WR0324 - Green forest
(Palladiano 1.0 / 1.1)



Shadow-effect filter

WR0325 - Rain
WR0326 - Blue rain
(Palladiano 1.0 / 1.1)

Shadow-effect filter

WR0327 - Leaves
WR0328 - Green leaves
(Palladiano 1.0 / 1.1)

Shadow-effect filter

WR0329 - Blurred
WR0330 - Orange blurred
(Palladiano 1.0 / 1.1)

Shadow-effect filter

WR0331 - Path
WR0332 - Green path
(Palladiano 1.0 / 1.1)

Colour filter

WR0333 - Red
WR0334 - Green
WR0335 - Blue
(Palladiano 1.0 / 1.1)

Shadow-effect filter: order instead of optics

Colour filter: order in addition to optics 15°, 24°, 38°, 54°, 14°x56°

SCREENS

Semi-diffusing screen, half transparent and half frosted

WE0400A (Bright 2.4 / 2.5) can be provided on all optics except for diffuse and asymmetrical 8° optics

WE0500A (Bright 1.0 / 1.1 / 1.2 / 1.3 / 1.6 / 1.7) 10°, 20°, 40° optics

Order together with the lighting fixture

Anti-glare screen, half transparent and half serigraphed black

WE0400S (Bright 2.4 / 2.5 / 2.8 / 2.9) can be provided on all optics except for diffuse and asymmetrical 8° optics

WE0500S (Bright 1.0 / 1.1 / 1.2 / 1.3 / 1.6 / 1.7) 10°, 20°, 40° optics

Order together with the lighting fixture

ACCESSORIES FOR INSTALLATION

OUTER CASINGS

WC0100
(Bright 2.4 / 2.5 / 2.8 / 2.9 / 4.7
Rondò 1.1 / 1.2 / 2.1)

WC0103
(Bright 2.4 / 2.5 / 2.8 / 2.9 / 4.7
Rondò 1.1 / 1.2 / 2.1)

WC0104
(Bright 3.2 / 3.3 / 3.4 / 3.5 /
3.6 / 3.7 / 3.8 / 3.9)

WC0201
(Bright Mini 1.0 / 1.1; Bright 1.0 /
1.1 / 1.4 / 1.5 / 1.6 / 1.7 / 1.8 / 1.9
Eyes 2.0 / 2.1 / 2.2 / 2.3 / 2.7 / 2.9
Step Inside 2.2 / 2.3 / 2.8 / 2.9
Step Outside 2.0 / 2.1 / 2.6 / 2.7)

WC0202
(Bright Mini 1.0 / 1.1; Bright 1.0 /
1.1 / 1.4 / 1.5 / 1.6 / 1.7 / 1.8 / 1.9
Eyes 2.0 / 2.1 / 2.2 / 2.3 / 2.7 / 2.9
Step Inside 2.2 / 2.3 / 2.8 / 2.9
Step Outside 2.0 / 2.1 / 2.6 / 2.7)

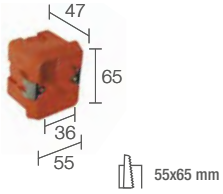

WC0300
(Line 1.0)

WC0301
(Lira 1.0 / 2.0; Lyss 1.0
Step Outside 7.0 / 8.0; Wall 8.2)



WC0400
(Goccia 2.0 / 2.6)



WC0401
(Goccia 2.1 / 2.7)



WC0410
(Ice LED 1.0)



WC0411
(Ice LED 1.1)

WC0501
(Bright 5.0 / 5.1 / 5.6 / 5.7 / 9.7)

WC0601
(Bright 5.0 / 5.1 / 5.6 / 5.7 / 5.8 /
5.9 / 6.0 / 6.6 / 6.8 / 6.9 / 9.7
Rondò 3.1 / 3.2 / 3.4)

WC0701
(Bright 5.0 / 5.1 / 5.6 / 5.7 / 5.8 /
5.9 / 6.0 / 6.6 / 6.8 / 6.9 / 9.7
Rondò 3.1 / 3.2 / 3.4)



WC1410E - White
WC1410F - Grey
WC1410H - Anthracite
WC1410T - Cor-ten
(Pasito 1.0)

ACCESSORIES FOR INSTALLATION

OUTER CASINGS

WC1500
(Beam 1.0 / 2.0 / 2.1 / 2.6 / 2.7
Eyes 3.0 / 3.1 / 3.6 / 3.7
Step Outside 5.1 / 5.2 / 6.1 / 6.2 / 6.3)

WC1501
(Beam 1.0 / 2.0 / 2.1 / 2.6 / 2.7
Eyes 3.0 / 3.1 / 3.6 / 3.7
Step Outside 5.1 / 5.2 / 6.1 / 6.2 / 6.3)

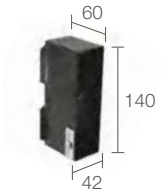

WC1600
(Line 2.0)
140x42 mm

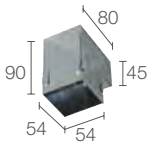

Outer casing for solid walls
WC1801
(Quad 1.0 / 1.2)

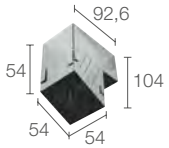

Outer casing for solid walls
WC1802
(Quad 2.0)

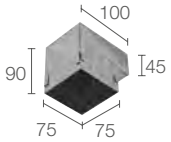

Outer casing for solid walls
WC1901
(Quad 5.1)

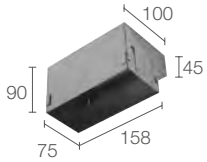

Outer casing for solid walls
WC1902
(Quad 5.2)

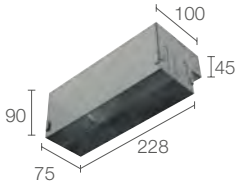

Outer casing for solid walls
WC1903
(Quad 5.3)

Outer casing for plasterboard
WC2001
(Quad 6.1)
65x65 mm

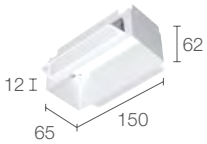

Outer casing for plasterboard
WC2002
(Quad 6.2)
65x150 mm



Outer casing for plasterboard
WC2003
(Quad 6.3)
65x220 mm

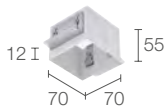

Outer casing for plasterboard
WC2201
(Quad Maxi 2.1)
70x70 mm



Outer casing for plasterboard
WC2202
(Quad Maxi 2.2)
70x140 mm



Outer casing for plasterboard
WC2203
(Quad Maxi 2.3)
70x210 mm

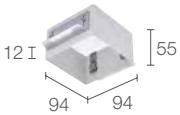

Outer casing for plasterboard
WC2401
(Quad Maxi 4.1)
95x95 mm

OUTER CASINGS

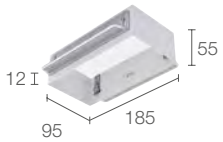

Outer casing for plasterboard
WC2402 95x185 mm
(Quad Maxi 4.2)



Outer casing for plasterboard
WC2403 95x275 mm
(Quad Maxi 4.3)

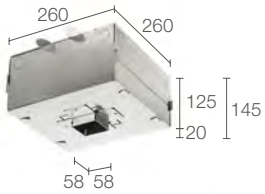

Outer casing for solid walls
WC3101
(Turis 1.0 / 1.2)

Outer casing for plasterboard
WC3102 70x70 mm
(Turis 2.0)

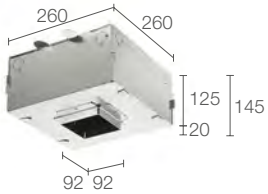

Outer casing for solid walls
WC3103
(Turis 3.0 / 3.2)

Outer casing for plasterboard
WC3104 94x94 mm
(Turis 4.0)

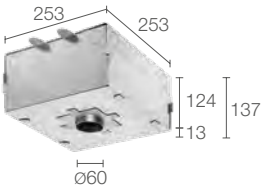

Outer casing for solid walls
WC3105
(Turis 1.1 / 1.3)

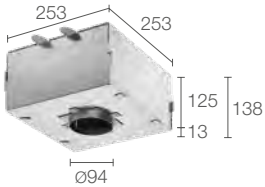

Outer casing for solid walls
WC3106
(Turis 3.1 / 3.3)

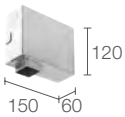

Outer casing for solid walls
WC3107
(Turis Mini 1.0)

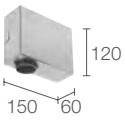

Outer casing for solid walls
WC3108
(Turis Mini 1.1)

Outer casing for plasterboard
WC3109 125x125 mm
(Turis 6.0)

Outer casing for plasterboard
WC3110 170x170 mm
(Turis 8.0)

WC4010
(Litus 1.0 / 1.6; Smoothy 1.0 / 1.6)



WC4011
(Litus 1.1 / 1.7)

WC4020
(Litus 2.0 / 2.2 / 2.8
Smoothy 2.0 / 2.2 / 2.8)

ACCESSORIES FOR INSTALLATION

OUTER CASINGS



WC4021
(Litus 2.1 / 2.3 / 2.9)

WC4050
(Litus 5.0 / 5.2; Smoothy 5.0 / 5.2)



WC4051
(Litus 5.1 / 5.3)

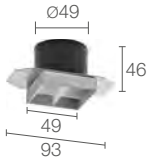

Outer casing for plasterboard
WC4511
(Litus 1.1 / 1.7)

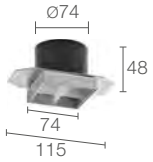

Outer casing for plasterboard
WC4521
(Litus 2.1 / 2.3 / 2.9)



Outer casing for plasterboard
WC4551
(Litus 5.1 / 5.3)

WC5002 Ø 130 mm
(Bright 2.0 316L / 2.6 316L)

WC5003 Ø 75 mm
(Bright 1.0 316L / 1.6 316L / 1.8 316L)

WC5005 Ø 185 mm
(Bright 5.0 316L)

WC5201
(Moby 1.0 / 1.1)

WC5202
(Moby 2.0 / 2.1)

WC5203
(Moby 3.0 / 3.1)

WC5610
(Stra 1.0 / 2.0 / 3.0 / 4.0)
IP67

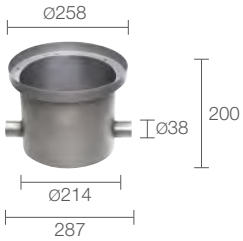

WC5611
(Stra 1.0 / 2.0 / 3.0 / 4.0)
IP68

WC6050 - 500 mm
(River 1.0 / 1.1 / 1.2 / 4.0)

OUTER CASINGS



WC6100 - 1000 mm
(River 2.0 / 2.1 / 2.2 / 5.0)



Aluminum outer casing
WC6510 622 mm (Neva 1.0)
WC6511 922 mm (Neva 1.1)
WC6512 1522 mm (Neva 1.2)



Aluminum outer casing
WC6520 682 mm (Neva 2.0 / 5.0 / 6.0)
WC6521 1042 mm (Neva 2.1 / 5.1 / 6.1)
WC6522 1763 mm (Neva 2.2 / 5.2 / 6.2)

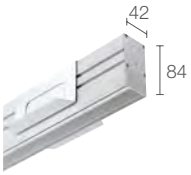

Aluminum outer casing for pasterboard
WC6710 622 mm (Neva 1.0)
WC6711 922 mm (Neva 1.1)
WC6712 1522 mm (Neva 1.2)

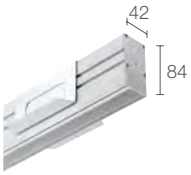

Aluminum outer casing for pasterboard
WC6720 682 mm (Neva 2.0 / 5.0 / 6.0)
WC6721 1042 mm (Neva 2.1 / 5.1 / 6.1)
WC6722 1763 mm (Neva 2.2 / 5.2 / 6.2)



Aluminum outer casing
WC8110 264 mm (Rio 1.0)
WC8111 514 mm (Rio 1.1)
WC8112 1014 mm (Rio 1.2)
WC8113 1515 mm (Rio 1.3)
WC8114 2015 mm (Rio 1.4)



Stainless steel outer casing
WC8150 263 mm (Rio 1.0)
WC8151 513 mm (Rio 1.1)
WC8152 1013 mm (Rio 1.2)
WC8153 1514 mm (Rio 1.3)
WC8154 2014 mm (Rio 1.4)



Aluminum outer casing
WC8220 264 mm (Rio 2.0)
WC8221 514 mm (Rio 2.1)
WC8222 1014 mm (Rio 2.2)
WC8223 1515 mm (Rio 2.3)
WC8224 2015 mm (Rio 2.4)



Stainless steel outer casing
WC8250 263 mm (Rio 2.0)
WC8251 513 mm (Rio 2.1)
WC8252 1013 mm (Rio 2.2)
WC8253 1514 mm (Rio 2.3)
WC8254 2014 mm (Rio 2.4)

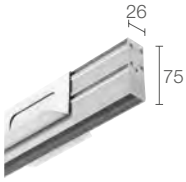

Aluminum outer casing for pasterboard
WC8310 264 mm (Rio 1.0)
WC8311 514 mm (Rio 1.1)
WC8312 1014 mm (Rio 1.2)
WC8313 1515 mm (Rio 1.3)
WC8314 2015 mm (Rio 1.4)

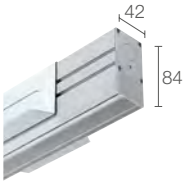

Aluminum outer casing for pasterboard
WC8420 264 mm (Rio 2.0)
WC8421 514 mm (Rio 2.1)
WC8422 1014 mm (Rio 2.2)
WC8423 1515 mm (Rio 2.3)
WC8424 2015 mm (Rio 2.4)

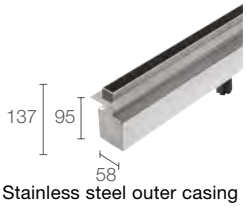

Stainless steel outer casing
WC8551 545 mm (Rio Sub 1.1)
WC8552 1045 mm (Rio Sub 1.2)



Stainless steel outer casing
WC8651 545 mm (Rio Sub 2.1)
WC8652 1045 mm (Rio Sub 2.2)



WC0150
(Bright 2.4 / 2.5 / 2.8 / 2.9 / 4.7
Rondò 1.1 / 1.2 / 2.1)

ACCESSORIES FOR INSTALLATION

PLATES FOR INSTALLATION

WM0412E - White
WM0412H - Anthracite
WM0412T - Cor-ten
WM0412U - Copper
(Palladiano 1.0)

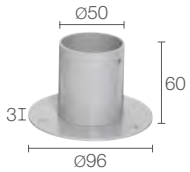

WP0200
(Linear 1.2 / 1.3)



WT000000
(Linear 2.1 / 2.2 / 2.3 / 2.4)



WT000001
(Linear 4.1 / 4.2 / 4.4)

FIXING SPRINGS

WG0100 Ø 70 mm
(Bright 2.4 / 2.5 / 2.8 / 2.9)

WG0200 Ø 70 mm
(Bright 5.0 / 5.1 / 5.6 / 5.7 / 6.0 / 6.6)

WG0301 Ø 30 mm
(Bright 1.0 / 1.1 / 1.6 / 1.7 / 1.8 / 1.9)

WG0302 Ø 30 mm
(Bright Mini 1.0 / 1.1)

WG0400 Ø 96 mm
(Bright 3.2 / 3.3 / 3.4 / 3.5 / 3.6 / 3.7 / 3.8 / 3.9)

WG0501 Ø 48 mm
(Smoothy 1.0 / 1.6)

WG0502 Ø 75 mm
(Smoothy 2.0 / 2.2 / 2.8)

WG0505 Ø 100 mm
(Smoothy 5.0 / 5.2)

SPIKES FOR INSTALLATION

 WP0100 (Flori 1.0; Pivot 1.1 / 1.6 Spot 1.0 / 1.6 / 2.1 / 2.7 / 4.0 / 4.1 Spot 1.0 316L / 1.6 316L / 2.0 316L / 2.6 316L)	 **WP0300** (Akro 1.0; Kleo 1.0 / 2.0 Siri 1.0 / 1.2 / 2.0 / 2.2 / 3.0 / 3.2)	 h 500 mm **WP1001E** - White **WP1001F** - Grey **WP1001H** - Anthracite **WP1001T** - Cor-ten (Flori 1.0)
 h 800 mm **WP1002E** - White **WP1002F** - Grey **WP1002H** - Anthracite **WP1002T** - Cor-ten (Flori 1.0)	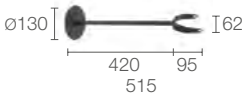 h 500 mm **WP1003E** - White **WP1003F** - Grey **WP1003H** - Anthracite **WP1003T** - Cor-ten (Flori 1.0)	

ACCESSORIES FOR INSTALLATION

COLUMNS

h 320 mm
WD0410E - White
WD0410H - Anthracite
WD0410T - Cor-ten
WD0410U - Copper
(Palladiano 1.0)

h 640 mm
WD0411E - White
WD0411H - Anthracite
WD0411T - Cor-ten
WD0411U - Copper
(Palladiano 1.0)

h 250 mm including head
WT20250F - Grey
WT20250H - Anthracite
WT20250T - Cor-ten
(Linear 2.1 / 2.2 / 2.3 / 2.4)

h 600 mm including head
WT20600F - Grey
WT20600H - Anthracite
WT20600T - Cor-ten
(Linear 2.1 / 2.2 / 2.3 / 2.4)

h 800 mm including head
WT20800F - Grey
WT20800H - Anthracite
WT20800T - Cor-ten
(Linear 2.1 / 2.2 / 2.3 / 2.4)

h 600 mm including head
WT40600F - Grey
WT40600H - Anthracite
WT40600T - Cor-ten
(Linear 4.1 / 4.2 / 4.4)

h 800 mm including head
WT40800F - Grey
WT40800H - Anthracite
WT40800T - Cor-ten
(Linear 4.1 / 4.2 / 4.4)

h 600 mm including head
WT60600E - White
WT60600F - Grey
WT60600H - Anthracite
WT60600T - Cor-ten
(Bitta 1.0 / 1.1)

h 800 mm including head
WT60800E - White
WT60800F - Grey
WT60800H - Anthracite
WT60800T - Cor-ten
(Bitta 1.0 / 1.1)

SPACERS

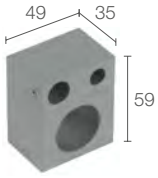

WD0103 - White
WD0100 - Anodized aluminium
WD0104 - Anthracite
WD0102 - Cor-ten
(Updown 3.0 / 3.6 / 4.0 / 4.6)



WD0300E - White
WD0300F - Grey
WD0300H - Anthracite
WD0300T - Cor-ten
(Geko 5.0 / 5.1 / 6.0 / 6.1)



WD0400E - White
WD0400F - Grey
WD0400H - Anthracite
WD0400T - Cor-ten
(Kocca 3.1 / 3.2 / 3.4)

h 320 mm
WD0410E - White
WD0410H - Anthracite
WD0410T - Cor-ten
WD0410U - Copper
(Palladiano 1.0)

h 640 mm
WD0411E - White
WD0411H - Anthracite
WD0411T - Cor-ten
WD0411U - Copper
(Palladiano 1.0)



WD0601B - White
WD0601C - Chrome
WD06011 - Pure orange
WD06012 - Reseda green
WD06013 - Capri blue
WD06014 - Light ivory
(Ella IN 1.0; Ello IN 1.0)
RAL finish available on request



WD0602B - White
WD0602C - Chrome
WD06021 - Pure orange
WD06022 - Reseda green
WD06023 - Capri blue
WD06024 - Light ivory
(Ella IN 2.0; Ello IN 2.0)
RAL finish available on request



WD0603B - White
WD0603C - Chrome
WD06031 - Pure orange
WD06032 - Reseda green
WD06033 - Capri blue
WD06034 - Light ivory
(Ella IN 3.0; Ello IN 3.0)
RAL finish available on request



WD0651E - White
WD0651F - Grey
WD0651H - Anthracite
WD0651T - Cor-ten
(Ella OUT 1.0; Ello OUT 1.0)
RAL finish available on request



WD0652E - White
WD0652F - Grey
WD0652H - Anthracite
WD0652T - Cor-ten
(Ella OUT 2.0; Ello OUT 2.0)
RAL finish available on request



WD0653E - White
WD0653F - Grey
WD0653H - Anthracite
WD0653T - Cor-ten
(Ella OUT 3.0; Ello OUT 3.0)
RAL finish available on request

VARIOUS ACCESSORIES

ACCESSORIES

 Accessory for PVC sheathing **WC5102** (Bright 2.0 316L / 2.6 316L)	 Accessory for PVC sheathing **WC5105** (Bright 5.0 316L)	 Accessory for PVC sheathing **WC5301** (Moby 1.0)
 Accessory for PVC sheathing **WC5302** (Moby 2.0)	 Accessory for PVC sheathing **WC5303** (Moby 3.0)	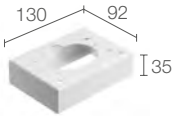 \\> Connection housing **WD0500E** - White **WD0500F** - Grey **WD0500H** - Anthracite **WD0500T** - Cor-ten (Lyss 1.0)
 \\> Angled wall bracket **WD0700H** - Anthracite (Siri Blvd 3.0)	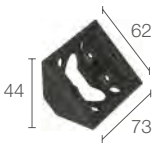 \\> Angular base **WD0800E** - White **WD0800F** - Grey **WD0800H** - Anthracite **WD0800T** - Cor-ten (Lyss Mini 1.0)	 Tamper-resistant screw kit **WE0202** (Stra 1.0 / 2.0 / 3.0 / 4.0)
 Screwdriver for tamper-resistant screws **WE0203** (Stra 1.0 / 2.0 / 3.0 / 4.0)	 Accessory for extracting IP66 cartdridge **WE0300** (Akro 1.0 / 1.1 / 1.2)	 Suction cup **WL0100** (Litus 1.0 / 1.1 / 1.6 / 1.7 / 2.0 / 2.1 / 2.2 / 2.3 / 2.8 / 2.9 Smoothy 1.0 / 1.6 / 2.0 / 2.2 / 2.8)
 Suction cup **WL0500** (Litus 5.0 / 5.1 / 5.2 / 5.3 Smoothy 5.0 / 5.2)	 Bracket for column and spacer mounting **WM0410E** - White **WM0410H** - Anthracite **WM0410T** - Cor-ten **WM0410U** - Copper (Palladiano 1.0)	 Plate for pole mounting **WM0411E** - White **WM0411H** - Anthracite **WM0411T** - Cor-ten **WM0411U** - Copper (Palladiano 1.0)

ACCESSORIES

Pair of clips
WM0501
(Trevi 1.0 / 1.1 / 1.2)

Pair of tamper-resistant clips
WM0502
(Trevi 1.0 / 1.1 / 1.2)

Pair of brackets h 75 mm
WM0601
(Neva 1.0 / 1.1 / 1.2 / 2.0 / 2.1 / 2.2 / 5.0 / 5.1 / 5.2 / 6.0 / 6.1 / 6.2)

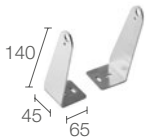

Pair of brackets h 140 mm
WM0602
(Neva 1.0 / 1.1 / 1.2 / 2.0 / 2.1 / 2.2 / 5.0 / 5.1 / 5.2 / 6.0 / 6.1 / 6.2)



Pair of brackets h 125 mm
WM0811
(River Wall 1.0 / 1.1 / 1.2 / 2.0 / 2.1 / 2.2 / 4.0 / 5.0)

Pair of brackets h 275 mm
WM0812
(River Wall 1.0 / 1.1 / 1.2 / 2.0 / 2.1 / 2.2 / 4.0 / 5.0)

Anti-fall kit
WN6001
(Neva 1.0 / 1.1 / 1.2 / 2.0 / 2.1 / 2.2 / 5.0 / 5.1 / 5.2 / 6.0 / 6.1 / 6.2)

Alignment kit
for aluminium outer casing
WN6005
(Neva 1.0 / 1.1 / 1.2 / 2.0 / 2.1 / 2.2 / 5.0 / 5.1 / 5.2 / 6.0 / 6.1 / 6.2
Rio 1.0 / 1.1 / 1.2 / 1.3 / 1.4 / 2.0 / 2.1 / 2.2 / 2.3 / 2.4; River 1.0 / 1.1 / 1.2 / 2.0 / 2.1 / 2.2 / 4.0 / 5.0)

Anti-fall kit
WN7100
(Stra P 1.0)

Anti-fall kit
WN8101
(Rio 1.0 / 1.1 / 1.2 / 1.3 / 1.4)

Anti-fall kit
WN8102
(Rio 2.0 / 2.1 / 2.2 / 2.3 / 2.4)

Fastener strap
WP1004
(Flori 1.0; Pivot 1.1 / 1.6
Spot 1.0 / 1.6 / 2.1 / 2.7 / 4.0 / 4.1)

Arm for pole mounting
WP1005N
(Akro 1.0)

Mock-up cartridge
WR0100
(Akro 1.0)

Infrared remote control
TLC07
(Stra 4.0)

SPARE PARTS

SPARE PARTS

 Tool for tamper-resistant screws **WE0100** (Rondò 1.1 / 1.2 / 2.1 / 3.1 / 3.2 / 3.4)	 Magnet for 66°x11° optics **WE0201** (Stra 1.0, Stra P 1.0)	 Accessory for positioning filters **WE0301** (Akro 1.0 / 1.1 / 1.2)
 Suction cup **WL0100** (Siri Track 2.0)	 Pair of U-shaped brackets **WN6002** (Neva 1.0 / 1.1 / 1.2 / 2.0 / 2.1 / 2.2 / 5.0 / 5.1 / 5.2 / 6.0 / 6.1 / 6.2 Rio 2.0 / 2.1 / 2.2 / 2.3 / 2.4)	 Pair of springs **WN6003** (Neva 1.0 / 1.1 / 1.2 / 2.0 / 2.1 / 2.2 / 5.0 / 5.1 / 5.2 / 6.0 / 6.1 / 6.2)
 Pair of extractors for outer casings **WN6004** (Neva 1.0 / 1.1 / 1.2 / 2.0 / 2.1 / 2.2 / 5.0 / 5.1 / 5.2 / 6.0 / 6.1 / 6.2)	 Pair of extractors for outer casings **WN7001** (Stra 1.0 / 2.0 / 3.0 / 4.0)	 Pair of extractors for outer casings **WN8001** (Rio 1.0 / 1.1 / 1.2 / 1.3 / 1.4)

SPARE PARTS

 Pair of extractors for outer casings **WN8002** (Rio 2.0 / 2.1 / 2.2 / 2.3 / 2.4)	 Pair of U-shaped brackets **WN8003** (Rio 1.0 / 1.1 / 1.2 / 1.3 / 1.4)	 Alignment kit for stainless steel outer casings **WN8011** (Rio 1.0 / 1.1 / 1.2 / 1.3 / 1.4 / 2.0 / 2.1 / 2.2 / 2.3 / 2.4)
 Optical filter kit **WR0300** (Siri Track 2.0)		

CABLES

POWER CABLES

order together with
the lighting fixture

PVC cable FROR 2x0.50 Ø5.0 mm **WF0100** Your choice of length	PVC cable FROR 2x0.35 Ø3.5 mm **WF0110** Your choice of length	PVC cable FROR 6x0.25 Ø3.5 mm **WF0210** Your choice of length
Neoprene cable H05RN-F 2x0.75 Ø6.3 mm **WF0500** Your choice of length	Neoprene cable 05RN-F 2x0.35 Ø4.3 mm **WF0510** Your choice of length	Cable HT105° 2x0.20 Ø3.0 mm **WF0600** Your choice of length
Neoprene cables H05RN-F 2x0.35/0.75 Ø6.3 mm IPS **WF5005** - 5 m **WF5010** - 10 m **WF5015** - 15 m **WF5020** - 20 m	Neoprene cables H05RN-F 2x0.35/0.75 Ø6.3 mm IPS **WF5205** - 5 m **WF5210** - 10 m **WF5215** - 15 m **WF5220** - 20 m	Neoprene cables H05RN-F 2x0.75/0.75 Ø6.3 mm IPS **WF6005** - 5 m **WF6010** - 10 m **WF6015** - 15 m **WF6020** - 20 m
Neoprene cables H05RN-F 2x0.75/0.75 Ø6.3 mm IPS **WF6105** - 5 m **WF6110** - 10 m **WF6115** - 15 m **WF6120** - 20 m	Neoprene cables H05RN-F 2x0.75 Ø6.3 mm IPS **WF6405** - 5 m **WF6410** - 10 m **WF6415** - 15 m **WF6420** - 20 m	Neoprene cables 05RN-F 4x0.50 Ø5.8 mm IPS **WF7205** - 5 m **WF7210** - 10 m **WF7215** - 15 m **WF7220** - 20 m
FEP+RUB cables (equivalent to H05RN-F cables) 6x0.50/0.50 Ø6.3 mm IPS **WF7305** - 5 m **WF7310** - 10 m **WF7315** - 15 m **WF7320** - 20 m	Neoprene cables 05RN-F 4x0.50/0.50 Ø5.8 mm IPS **WF7405** - 5 m **WF7410** - 10 m **WF7415** - 15 m **WF7420** - 20 m	FEP+PCP cable (equivalent to H05RN-F cables) 4x0.50/0.50 Ø6.3 mm IPS **WF7505** - 5 m
Neoprene cables H05RN-F 2x0.35/0.75 Ø6.3 mm IPS **WF8305** - 5 m **WF8310** - 10 m **WF8315** - 15 m **WF8320** - 20 m	Neoprene cables H05RN-F 2x0.35/0.75 Ø6.3 mm IPS **WF8405** - 5 m **WF8410** - 10 m **WF8415** - 15 m **WF8420** - 20 m	Neoprene cables H05RN-F 2x0.75/0.75 Ø6.3 mm IPS **WF8505** - 5 m **WF8510** - 10 m **WF8515** - 15 m **WF8520** - 20 m
Neoprene cables H05RN-F 2x0.75/0.75 Ø6.3 mm IPS **WF8605** - 5 m **WF8610** - 10 m **WF8615** - 15 m **WF8620** - 20 m	Neoprene cables H05RN-F 2x0.75/0.75 Ø6.3 mm IPS **WF8705** - 5 m **WF8710** - 10 m **WF8715** - 15 m **WF8720** - 20 m	Neoprene cables H05RN-F 3x1.0 Ø7.0 mm IPS **WF9005** - 5 m **WF9010** - 10 m **WF9015** - 15 m **WF9020** - 20 m

WIRING MATERIALS

WIRING MATERIALS

 Connection box, 3 exits Cable diameter: from 2.5 to 9.5 mm IP54 without screws IP67 with screws **WF0300** 70x70x20 mm	 Gel-filled four-way cable joint Cable diameter: from 6.5 to 12 mm IP68 **WF0301** 105x44x24 mm	 Gel-filled straight-through cable joint Cable diameter: from 8 to 10 mm IP68 **WF0304**
 Three-pin connector Cable diameter: from 7 to 12 mm Pointed screws IP68 **WF0313** Ø23x68 mm	 Four-pin connector Cable diameter: from 7 to 12 mm Pointed screws IP68 **WF0314** Ø23x68 mm	 Five-pin plug & socket connector Cable diameter: from 7 to 12 mm Pointed screws IP68 **WF0315** Ø23x95 mm
Potentiometer **WX05**	 Synchronization cable, 1.5 m **WX06**	 Synchronization cable, 4 m **WX07**

TRACK ACCESSORIES

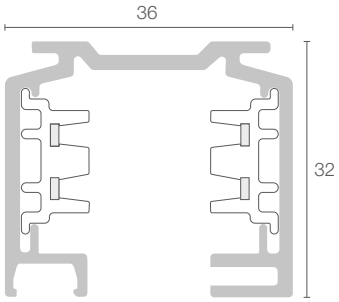

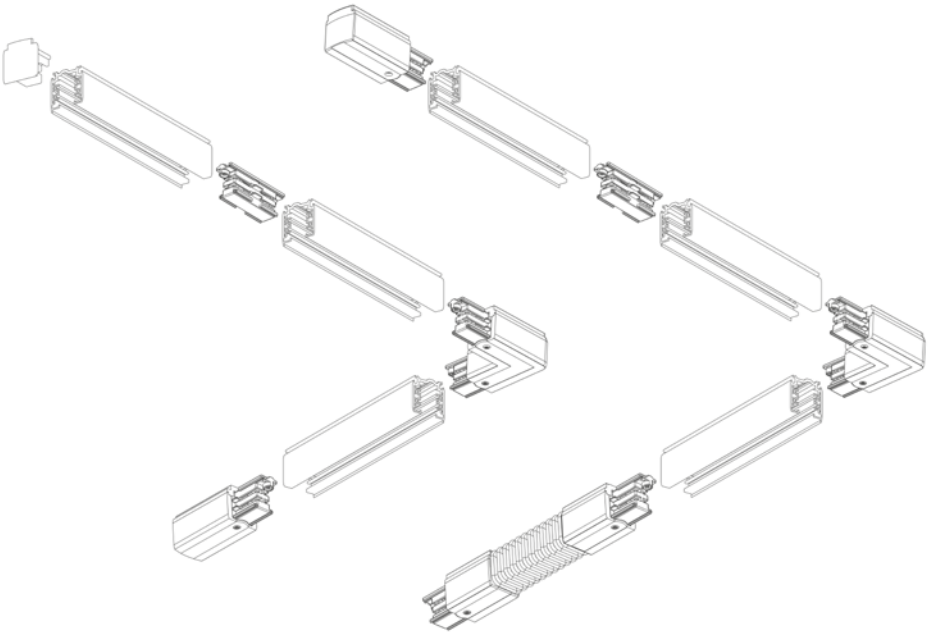

SIRI TRACK
ZAB TRACK

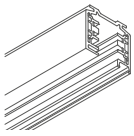

3-CCT aluminium lighting track
length 1000 mm

BE0010011 - Grey
BE0020011 - White
BE0030011 - Black

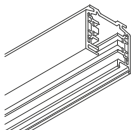

3-CCT aluminium lighting track
length 2000 mm

BE0010021 - Grey
BE0020021 - White
BE0030021 - Black

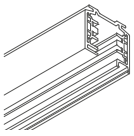

3-CCT aluminium lighting track
length 3000 mm

BE0010031 - Grey
BE0020031 - White
BE0030031 - Black

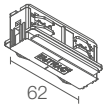

Concealed coupler with wiring

BE0011101 - Grey
BE0021101 - White
BE0031101 - Black

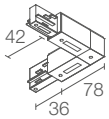

External L-shaped earth coupler

BE0011301 - Grey
BE0021301 - White
BE0031301 - Black

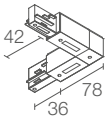

Internal L-shaped earth coupler

BE0011311 - Grey
BE0021311 - White
BE0031311 - Black

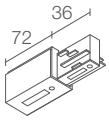

Supply connector, earth conductor on left

BE0011001 - Grey
BE0021001 - White
BE0031001 - Black

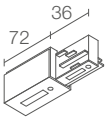

Supply connector, earth conductor on right

BE0011011 - Grey
BE0021011 - White
BE0031011 - Black

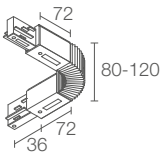

Flexible coupler

BE0011401 - Grey
BE0021401 - White
BE0031401 - Black

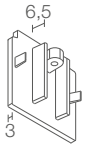

End cap

BE0011201 - Grey
BE0021201 - White
BE0031201 - Black

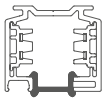

Cover
length 1000 mm

BE0022001 - White
BE0032001 - Black

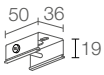

Suspension kit with 2-m cable
and clutch adjustment

BE0017001

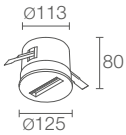

3-phase recessed monopoint

BE0016101 - Grey
BE0026101 - White
BE0036101 - Black

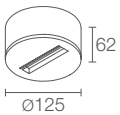

3-phase recessed monopoint

BE0016111 - Grey
BE0026111 - White
BE0036111 - Black

WARRANTY

5
YEARS

L&L Luce&Light offers all Buyers who purchase its products a warranty of 24 months against manufacturing and/or design defects as provided for under the General Terms And Conditions of L&L Luce&Light.

During the warranty period, the Buyer may submit a complaint to L&L Luce&Light together with a copy of the purchase invoice and the certification issued by the installer attesting the installation of the Product in accordance with the applicable regulations.

Given the high quality of its Products, L&L Luce&Light is able to offer its Buyers the possibility of extending the term of the above warranty to 5 years from the date of invoice.

This service is offered at no additional charge.

To request a warranty extension, you must make the request within three months of the date of invoice, using the warranty extension form available on the website (www.lucelight.it).

Once the form has been completed in full, the warranty shall be extended to a period of 5 years from the date of invoice, as provided for in the L&L Luce&Light General Terms and Conditions version 2015-01, considered to be accepted in full.

Acceptance of the request for extension is subject to the correct and complete compilation of the warranty extension form in all its parts by the Buyer; L&L Luce&Light shall assign an identification code to the warranty extension and give notice thereof to the Buyer.

SYMBOLS

RGB

RGBW

Dynamic white

Shades of cyan

Complies with the European standard EN 60598-1

Device with LED technology

Appliance class II

Appliance class III

Walkover fixture

Drive-over fixture

Product's gross weight including power cable

IP

Ingress protection

IK

Impact resistance

DMX

Digital Multiple X Communication protocol for lighting fixtures

RDM

RDM - Remote Device Management Bi-directional communication protocol for lighting fixtures

A A+ A++

Energy efficiency class

EPS

Electrical Protection System

IPS

Intelligent Protection System

PID

Protective Impedance Device

SPD

Surge Protection Device

NTC

Thermistor mounted on LED board

RAL finish on request

Total volume

Cut-out size

T max 40°C T max 45°C T max 50°C T max 55°C T max 60°C

Max luminaire temperature

A

A13350VL	Power supply unit	P. 669
A13350VL12/24	Power supply unit	P. 669
A13500TC	Power supply unit	P. 669
A13700IP67	Power supply unit	P. 669
A13700QL	Power supply unit	P. 669
A14500IP67	Power supply unit	P. 669
A15500QL	Power supply unit	P. 669
A16350IP67	Power supply unit	P. 669
A19220TC	Power supply unit	P. 668
A19350QL	Power supply unit	P. 669
A310500IP67	Power supply unit	P. 669
A310500QL	Power supply unit	P. 669
A312350IP67	Power supply unit	P. 669
A312350QL	Power supply unit	P. 669
A39700IP67	Power supply unit	P. 669
ACUNI020T1	Power supply unit	P. 668
		P. 669
ACUNI032T1	Power supply unit	P. 668
ACUNI039T1	Power supply unit	P. 668
		P. 669
AD018350TLT1	Dimmer	P. 677
AD020500TLT1	Dimmer	P. 677
AD020DALIH2	Power supply unit	P. 672
		P. 673
		P. 676
AD032TLT1	Dimmer	P. 672
		P. 673
		P. 677
AD050DALIT1	Dimmer	P. 672
		P. 673
		P. 674
		P. 676
AD050PUSHT1	Dimmer	P. 672
		P. 673
		P. 674
ADUNITC	Power supply unit	P. 672
		P. 673
		P. 674
ADV576DALIN1	Dimmer	P. 678
AE01350T1	Emergency kit	P. 685
		P. 686
AK1000___N	Akro 1.0	P. 380
AK1110___N	Akro 1.1	P. 381
AK1210___ND	Akro 1.2	P. 381
AR330350TC	Power supply unit	P. 680
AR330500TC	Power supply unit	P. 680
ARC336350D1	Easy RGB	P. 679
ARC336500D1	Easy RGB	P. 679
ARCUNID2	Universal sequencer	P. 681
ARV230PD1	Easy RGB	P. 679
ARVUNID2	Universal sequencer	P. 681
AV12020IP20	Power supply unit	P. 671
AV12040IP67	Power supply unit	P. 671
AV12060IP67	Power supply unit	P. 671
AV12150IP67	Power supply unit	P. 671
AV12192IP67	Power supply unit	P. 671
AV24008IP54	Power supply unit	P. 671
AV24010IP20	Power supply unit	P. 671
AV24020IP67	Power supply unit	P. 671
AV24040IP67	Power supply unit	P. 671
AV24060IP20	Power supply unit	P. 671
AV24060IP67	Power supply unit	P. 671
AV24100IP20	Power supply unit	P. 671
AV24150IP20	Power supply unit	P. 671
AV24150IP67	Power supply unit	P. 671
AV24240IP67	Power supply unit	P. 671
AV24320IP67	Power supply unit	P. 671
AV48060IP67	Power supply unit	P. 671
AV48150IP20	Power supply unit	P. 671
AV48150IP67	Power supply unit	P. 671
AV48240IP67	Power supply unit	P. 671

B

BE00_0011	3-CCT lighting track	P. 709
BE00_0021	3-CCT lighting track	P. 709
BE00_0031	3-CCT lighting track	P. 709
BE00_1001	Supply connector w. earth conductor on left	P. 709
BE00_1011	Supply connector w. earth conductor on right	P. 709
BE00_1101	Concealed coupler with wiring	P. 709
BE00_1201	End cap	P. 709
BE00_1301	Ext. L-shaped earth coupler	P. 709
BE00_1311	Int. L-shaped earth coupler	P. 709
BE00_1401	Flexible coupler	P. 709
BE00_2001	Cover	P. 709
BE00_6101	Recessed monopoint	P. 709
BE00_6111	Ceiling monopoint	P. 709
BE0017001	Suspension kit	P. 709
BR10012__I	Brom 1.0	P. 478
BR20022___I	Brom 2.0	P. 478
BR30032__I	Brom 3.0	P. 479
BR40062___I	Brom 4.0	P. 479
BT1010_A_	Bitta 1.0	P. 595
BT1110_A_	Bitta 1.1	P. 595

C

CB1012__AI	Bright 1.0	P. 140
CB1112__AI	Bright 1.1	P. 140
CB1212__AI	Bright 1.2	P. 141
CB1312__AI	Bright 1.3	P. 141
CB1412_AAI	Bright 1.4	P. 143
CB1512_AAI	Bright 1.5	P. 143
CB1600__I	Bright 1.6	P. 144
CB1700__I	Bright 1.7	P. 144
CB18006_I	Bright 1.8	P. 145
CB19006_I	Bright 1.9	P. 145
CB24____	Bright 2.4	P. 147
CB25____	Bright 2.5	P. 149
CB280_0___	Bright 2.8	P. 150
CB290_0__I	Bright 2.9	P. 150
CB32____AI	Bright 3.2	P. 152
CB33____AI	Bright 3.3	P. 152
CB34____AI	Bright 3.4	P. 153
CB35____AI	Bright 3.5	P. 153
CB3600__AI	Bright 3.6	P. 154
CB3700__AI	Bright 3.7	P. 154
CB3800__AI	Bright 3.8	P. 155
CB3900__AI	Bright 3.9	P. 155
CB47000_RI	Bright 4.7	P. 157
CB50_2__A_	Bright 5.0	P. 158
CB51_2__AI	Bright 5.1	P. 158
CB56_2__A_	Bright 5.6	P. 159
CB57_2__AI	Bright 5.7	P. 159
CB5810___	Bright 5.8	P. 161
CB5910__I	Bright 5.9	P. 161
CB60_2___	Bright 6.0	P. 162
CB6662___	Bright 6.6	P. 162
CB6810_V1_	Bright 6.8	P. 163
CB6910_V1I	Bright 6.9	P. 163
CB97000_RI	Bright 9.7	P. 165
CD101___A_	Beam 1.0	P. 128
CD20___DA_	Beam 2.0	P. 130
CD21___DA_	Beam 2.1	P. 130
CD26___D_	Beam 2.6	P. 131
CD27___D_	Beam 2.7	P. 131
CF1012__AI	Spot 1.0	P. 433
CF1600__I	Spot 1.6	P. 433
CF2132__AA	Spot 2.1	P. 434

CF2700__A	Spot 2.7	P. 434
CF31_2__AA	Spot 3.1	P. 437
CF32_2__AA	Spot 3.2	P. 437
CF4032__AA	Spot 4.0	P. 438
CF4100__AA	Spot 4.1	P. 438
CL1232_0_CAF	Linear 1.2	P. 601
CL1300_0_CAF	Linear 1.3	P. 601
CL211__A_	Linear 2.1	P. 602
CL221__A_	Linear 2.2	P. 602
CL231__A_	Linear 2.3	P. 603
CL241__A_	Linear 2.4	P. 603
CL411__A_	Linear 4.1	P. 604
CL421__A_	Linear 4.2	P. 605
CL441__A_	Linear 4.4	P. 605
CP1132___	Pivot 1.1	P. 411
CP1600___	Pivot 1.6	P. 411
CS1010___I_	Stra 1.0	P. 226
CS2010___I	Stra 2.0	P. 226
CS3010____I	Stra 3.0	P. 227
CS4010___I	Stra 4.0	P. 227
CU103___	Cube W 1.0	P. 483
CU113___	Cube W 1.1	P. 483
CU123___	Cube C 1.2	P. 535
CU133___	Cube C 1.3	P. 535
CW1012__AI	Bright 1.0 316L	P. 232
CW1600__I	Bright 1.6 316L	P. 233
CW18006_I	Bright 1.8 316L	P. 233
CW2032__AI	Bright 2.0 316L	P. 234
CW2600__I	Bright 2.6 316L	P. 234
CW50_2__AI	Bright 5.0 316L	P. 236
CY103120___	City 1.0	P. 339

D

DMX01	DMX controller	P. 684

E

EA1010_D_N	Ella IN 1.0	P. 468
EA1010_D_T	Ella OUT 1.0	P. 488
EA2010_D_N	Ella IN 2.0	P. 469
EA2010_D_T	Ella OUT 2.0	P. 489
EA3010_D_N	Ella IN 3.0	P. 469
EA3010_D_T	Ella OUT 3.0	P. 489
EC1000_DB	Echo LED 1.0	P. 46
EC2000_DB	Echo LED 2.0	P. 46
EC3000_DB	Echo LED 3.0	P. 47
EC4000_DB	Echo LED 4.0	P. 47
EM1031___	Esem Mid 1.0	P. 52
EM1131___	Esem Mid 1.1	P. 52
EM1600___	Esem Mid 1.6	P. 53
EM1700___	Esem Mid 1.7	P. 53
EP1010_D_N	Ello IN 1.0	P. 526
EP1010_D_T	Ello OUT 1.0	P. 540
EP2010_D_N	Ello IN 2.0	P. 527
EP2010_D_T	Ello OUT 2.0	P. 541
EP3010_D_N	Ello IN 3.0	P. 527
EP3010_D_T	Ello OUT 3.0	P. 541
ES2012__EB	Esem 2.0	P. 55
ES2600__B	Esem 2.6	P. 55
ES3010____	Esem 3.0	P. 56
ES3100____	Esem 3.1	P. 57
ES3200____	Esem 3.2	P. 57
ES4010____	Esem 4.0	P. 58
ES4100____	Esem 4.1	P. 59
ES4200____	Esem 4.2	P. 59
EY1011___	Eyes 1.0	P. 66
EY1211___	Eyes 1.2	P. 66
EY1611__	Eyes 1.6	P. 67
EY1811___	Eyes 1.8	P. 67

F

F1235__E_	Eyes 2.1	P. 68
F1235_DE_	Eyes 2.0	P. 68
F2700___	Eyes 2.7	P. 71
F2900___	Eyes 2.9	P. 71
F3250___	Eyes 3.1	P. 72
F3280___	Eyes 4.0	P. 74
F3600___	Eyes 3.6	P. 73
F3700___	Eyes 3.7	P. 73
F4100___	Eyes 4.1	P. 74
FB101_____	LED optical fibres	P. 81
FL1270_D_	Line 1.0	P. 558
FQ1235__E_	Eyes 2.3	P. 69
FQ1235_DE_	Eyes 2.2	P. 69
FR1250__E_	Eyes 3.0	P. 72
FR3280___	Eyes 5.0	P. 75
FR5100___	Eyes 5.1	P. 75
FS1010____	Flori 1.0	P. 388
FS1110____	Flori 1.1	P. 389

G

GA20316DAV	Goccia 2.0	P. 178
GA21316DAV	Goccia 2.1	P. 178
GA2600_DV	Goccia 2.6	P. 179
GA2700_DV	Goccia 2.7	P. 179
GE1012___	Gem 1.0	P. 343
GK501__D_	Geko 5.0	P. 494
GK5110___	Geko 5.1	P. 494
GK601__D_	Geko 6.0	P. 495
GK6110___	Geko 6.1	P. 495

K

KA111____	Kocca 1.1	P. 500
KA121____	Kocca 1.2	P. 500
KA1310___	Kocca 1.3	P. 501
KA1410___	Kocca 1.4	P. 501
KA311____	Kocca 3.1	P. 502
KA321____	Kocca 3.2	P. 503
KA3410___	Kocca 3.4	P. 503
KL1010____	Kleo 1.0	P. 394
KL1110____	Kleo 1.1	P. 394
KL2010____	Kleo 2.0	P. 395
KL2110____	Kleo 2.1	P. 395
KR101010___	Kora 1.0	P. 644
KR2010___	Kora 2.0	P. 645
KR3010___	Kora 3.0	P. 645

L

L1___0__	Wall 1	P. 658
LE1011_DAV	Ice LED 1.0	P. 183
LE1111_DAV	Ice LED 1.1	P. 183
LM10000___	Lyss Mini 1.0	P. 399
LN1112_A_	Line 1.1	P. 558
LN2012_A_	Line 2.0	P. 559
LN2112_A_	Line 2.1	P. 559
LR1010_A_	Lira 1.0	P. 569
LR2010_A_	Lira 2.0	P. 569
LT1012__AV	Litus 1.0	P. 188
LT1112__AV	Litus 1.1	P. 188
LT1600__V	Litus 1.6	P. 189
LT1700__V	Litus 1.7	P. 189
LT20___	Litus 2.0	P. 191
LT21___	Litus 2.1	P. 191
LT2212__AV	Litus 2.2	P. 192
LT2312__AV	Litus 2.3	P. 192
LT2800__V	Litus 2.8	P. 193
LT2900__V	Litus 2.9	P. 193
LT5000__AV	Litus 5.0	P. 194
LT5100__AV	Litus 5.1	P. 194
LT52___	Litus 5.2	P. 195
LT53___	Litus 5.3	P. 195
LY101____	Lyss 1.0	P. 399

M

MB1000_DI	Bright Mini 1.0	P. 138
MB1100_DI	Bright Mini 1.1	P. 138
ME1012___	Esem Mini 1.0	P. 50
ME1112___	Esem Mini 1.1	P. 50
ME1600___	Esem Mini 1.6	P. 51
ME1700___	Esem Mini 1.7	P. 51
MP1000__I	Moby P 1.0	P. 450
MP1100__V	Moby P 1.1	P. 450
MP2000__I	Moby P 2.0	P. 451
MP2100__V	Moby P 2.1	P. 451
MP3000__I	Moby P 3.0	P. 453
MP3100__V	Moby P 3.1	P. 453
MQ1110__B_	Quad Maxi 1.1	P. 92
MQ1210__B_	Quad Maxi 1.2	P. 93
MQ1310__B_	Quad Maxi 1.3	P. 93
MQ2110__B_	Quad Maxi 2.1	P. 94
MQ2210__B_	Quad Maxi 2.2	P. 95
MQ2310__B_	Quad Maxi 2.3	P. 95
MQ3110__B_	Quad Maxi 3.1	P. 96
MQ3210__B_	Quad Maxi 3.2	P. 97
MQ3310__B_	Quad Maxi 3.3	P. 97
MQ4110__B_	Quad Maxi 4.1	P. 98
MQ4210__B_	Quad Maxi 4.2	P. 99
MQ4310__B_	Quad Maxi 4.3	P. 99
MT10_1_DB	Turis Mini 1.0	P. 109
MT11_1_D_	Turis Mini 1.1	P. 109
MY1000__I	Moby 1.0	P. 246
MY1100__V	Moby 1.1	P. 246
MY2000__I	Moby 2.0	P. 247
MY2100__V	Moby 2.1	P. 247
MY3000__I	Moby 3.0	P. 249
MY3100__V	Moby 3.1	P. 249

N

NV100___A	Neva 1.0	P. 274
NV110___A	Neva 1.1	P. 275
NV120___A	Neva 1.2	P. 275
NV200___A	Neva 2.0	P. 276
NV210___A	Neva 2.1	P. 277
NV220___A	Neva 2.2	P. 277
NV500_6_A	Neva 5.0	P. 278
NV51006_A	Neva 5.1	P. 279
NV52006_A	Neva 5.2	P. 279
NV600_H_A	Neva 6.0	P. 280
NV6100H_A	Neva 6.1	P. 281
NV6200H_A	Neva 6.2	P. 281

P

PA10_0____	Pasito 1.0	P. 573
PD101____	Palladiano 1.0	P. 405
		P. 507
		P. 545
		P. 611
		P. 629
PD111____	Palladiano 1.1	P. 649
PF160__DA	Profile 1.6	P. 256
PF260__DA	Profile 2.6	P. 257
PF460__DA	Profile 4.6	P. 257
PL1_8_0__	Wall 3	P. 659
PL7012_0___	Wall 7.0	P. 361
PL7112_0___	Wall 7.1	P. 361
PL801240___	Wall 8.0	P. 660
PL811_40___	Wall 8.1	P. 661
PL821_40___	Wall 8.2	P. 661
PN1010_A_	Plin 1.0	P. 618
PN1110_A_	Plin 1.1	P. 619
PN1210_A_	Plin 1.2	P. 619
PN2010_A_	Plin 2.0	P. 620
PN2110_A_	Plin 2.1	P. 621
PN2210_A_	Plin 2.2	P. 621
PN3010_A_	Plin 3.0	P. 622
PN3110_A_	Plin 3.1	P. 623
PN3210_A_	Plin 3.2	P. 623
PS1010___H_	Stra P 1.0	P. 445
PW1012__AI	Spot 1.0 316L	P. 458
PW1600__I	Spot 1.6 316L	P. 458
PW2032__AI	Spot 2.0 316L	P. 459
PW2600__I	Spot 2.6 316L	P. 459
PW30_2__AI	Spot 3.0 316L	P. 460

Q

QD1032___	Quad 1.0	P. 86
QD1232_DE_	Quad 1.2	P. 86
QD2032___	Quad 2.0	P. 87
QD5132___	Quad 5.1	P. 88
QD5262___	Quad 5.2	P. 89
QD5392___	Quad 5.3	P. 89
QD6132___	Quad 6.1	P. 90
QD6262___	Quad 6.2	P. 91
QD6392___	Quad 6.3	P. 91

R

RD1100___	Rondò 1.1	P. 204
RD1200___	Rondò 1.2	P. 205
RD2100___	Rondò 2.1	P. 205
RD31_0___	Rondò 3.1	P. 206
RD32_0___	Rondò 3.2	P. 207
RD34_0___	Rondò 3.4	P. 207
RE1000_DB	Rio 1.0	P. 291
RE1100_DB	Rio 1.1	P. 291
RE1200_DB	Rio 1.2	P. 292
RE1300_DB	Rio 1.3	P. 293
RE1400_DB	Rio 1.4	P. 293
RE2000_DB	Rio 2.0	P. 295
RE2100_DB	Rio 2.1	P. 295
RE2200_DB	Rio 2.2	P. 296
RE2300_DB	Rio 2.3	P. 297
RE2400_DB	Rio 2.4	P. 297
RS1100_DB	Rio Sub 1.1	P. 326
RS1200_DB	Rio Sub 1.2	P. 326
RS2100_DB	Rio Sub 2.1	P. 327
RS2200_DB	Rio Sub 2.2	P. 327
RV1010__V	River 1.0	P. 304
RV1110_V1V	River 1.1	P. 305
RV1210_DV	River 1.2	P. 305
RV2010__V	River 2.0	P. 306
RV2110_V1V	River 2.1	P. 307
RV2210_DV	River 2.2	P. 307
RV40007_V	River 4.0	P. 309
RV50007_V	River 5.0	P. 309
RW1010__F	River Wall 1.0	P. 316
RW1110_V1F	River Wall 1.1	P. 317
RW1210_DF	River Wall 1.2	P. 317
RW2010__F	River Wall 2.0	P. 318
RW2110_V1F	River Wall 2.1	P. 319
RW2210_DF	River Wall 2.2	P. 319
RW40007_F	River Wall 4.0	P. 321
RW50007_F	River Wall 5.0	P. 321

S

SB2010__1_	Siri Track 2.0	P. 347
SK1000___	Snack 1.0	P. 262
SK1100___	Snack 1.1	P. 262
SK1200___	Snack 1.2	P. 263
SK1300___	Snack 1.3	P. 263
SK2000___	Snack 2.0	P. 264
SK2100___	Snack 2.1	P. 264
SK2200___	Snack 2.2	P. 265
SK2300___	Snack 2.3	P. 265
SK30006__	Snack 3.0	P. 266
SK31006__	Snack 3.1	P. 266
SK32006__	Snack 3.2	P. 267
SK33006__	Snack 3.3	P. 267

SL1010__H_	Siri BLDV 1.0	P. 636
SL2010__H_	Siri BLDV 2.0	P. 637
SL3010__H_	Siri BLDV 3.0	P. 637
SM1011_D_	Simply 1.0	P. 105
SP2012_DA_	Step Outside 2.0	P. 578
SP2112_DA_	Step Outside 2.1	P. 578
SP2212_D_	Step Inside 2.2	P. 564
SP2312_D_	Step Inside 2.3	P. 564
SP2600_D_	Step Outside 2.6	P. 579
SP2700_D_	Step Outside 2.7	P. 579
SP2800_D_	Step Inside 2.8	P. 565
SP2900_D_	Step Inside 2.9	P. 565
SP5112_AA_	Step Outside 5.1	P. 581
SP5212_AA_	Step Outside 5.2	P. 581
SP6112_AA_	Step Outside 6.1	P. 582
SP6212_AA_	Step Outside 6.2	P. 583
SP6312_AA_	Step Outside 6.3	P. 583
SP7000_A_	Step Outside 7.0	P. 585
SP8000_A_	Step Outside 8.0	P. 585
SR1010___	Siri 1.0	P. 418
SR1110___	Siri 1.1	P. 418
SR12007__	Siri 1.2	P. 419
SR13007__	Siri 1.3	P. 419
SR2010___	Siri 2.0	P. 420
SR2110___	Siri 2.1	P. 420
SR22007__	Siri 2.2	P. 421
SR23007__	Siri 2.3	P. 421
SR3010____	Siri 3.0	P. 422
SR3110____	Siri 3.1	P. 422
SR32007__	Siri 3.2	P. 423
SR33007__	Siri 3.3	P. 423
SY1012__I	Smoothy 1.0	P. 213
SY1600__I	Smoothy 1.6	P. 213
SY20___	Smoothy 2.0	P. 214
SY2212__I	Smoothy 2.2	P. 215
SY2800__I	Smoothy 2.8	P. 215
SY5000__I	Smoothy 5.0	P. 217
SY52___	Smoothy 5.2	P. 217

T

TA1011_D_	Tak 1.0	P. 551
TA111____	Tak 1.1	P. 551
TK501__DB	Teko 5.0	P. 532
TK511__DB	Teko 5.1	P. 532
TK701__DB	Teko 7.0	P. 533
TK7110_DB	Teko 7.1	P. 533
TLA01	Receiver	P. 682
TLC05	Radio control	P. 682
TLC06	Radio control	P. 682
TLC07	Infrared remote control	P. 703
TLR01	Receiver	P. 682
TOUCH02L1	Touchscreen	P. 683
TOUCH03L1	Touchscreen	P. 683
TP1000___	Templa 1.0	P. 352
TP1100___	Templa 1.1	P. 352
TP2000___	Templa 2.0	P. 353
TP2100___	Templa 2.1	P. 353
TP3000___	Templa 3.0	P. 354
TP3100___	Templa 3.1	P. 355
TP3200___	Templa 3.2	P. 355
TR1000__A	Trevi 1.0	P. 332
TR1100__A	Trevi 1.1	P. 333
TR1200__A	Trevi 1.2	P. 333
TU101__D__	Turis 1.0	P. 110
TU110__D__	Turis 1.1	P. 110
TU121__D__	Turis 1.2	P. 111
TU131__D__	Turis 1.3	P. 111
TU201__DB_	Turis 2.0	P. 113
TU301__D__	Turis 3.0	P. 114
TU310__D__	Turis 3.1	P. 114
TU321__D__	Turis 3.2	P. 115
TU331__D__	Turis 3.3	P. 115
TU401__DB_	Turis 4.0	P. 116
TU501__D__	Turis 5.0	P. 117
TU510__D__	Turis 5.1	P. 117
TU601__D__	Turis 6.0	P. 118
TU700__D__	Turis 7.0	P. 119
TU710__D__	Turis 7.1	P. 119
TU800__D__	Turis 8.0	P. 120

U

UD303___	Updown 3.0	P. 514
UD3600___	Updown 3.6	P. 514
UD4061____	Updown 4.0	P. 515
UD4600____	Updown 4.6	P. 515
UD6022____	Updown 6.0	P. 516
UD70_2___	Updown 7.0	P. 517

V

VR1010_DB	Versa 1.0	P. 473
VR2010_DB	Versa 2.0	P. 473

W

WB0310_	Standard snoot	P. 690
WB0311_	Asymmetrical snoot	P. 690
WB0320I	Standard snoot	P. 690
WB0321I	Asymmetrical snoot	P. 690
WB0330A	Standard snoot	P. 690
WB0331A	Asymmetrical snoot	P. 690
WB0340A	Standard snoot	P. 690
WB0341A	Asymmetrical snoot	P. 690
WB0401_	Standard snoot	P. 690
WB0402_	Asymmetrical snoot	P. 690
WB0403N	Barn doors	P. 691
WB0404_	Standard snoot	P. 690
WB0405_	Asymmetrical snoot	P. 690
WB0406N	Barn doors	P. 691
WB1001_	Standard snoot	P. 690
WB1002_	Asymmetrical snoot	P. 690
WB1003N	Barn doors	P. 691
WB1101_	Standard snoot	P. 690
WB1102_	Asymmetrical snoot	P. 690
WB1103N	Barn doors	P. 691
WB5010H	Anti-glare hood	P. 691
WB5020H	Anti-glare hood	P. 691
WB5030H	Anti-glare hood	P. 691
WB6510	Anti-glare shield	P. 691
WB6511	Anti-glare shield	P. 691
WB6512	Anti-glare shield	P. 691
WB6520	Anti-glare shield	P. 691
WB6521	Anti-glare shield	P. 691
WB6522	Anti-glare shield	P. 691
WC0100	Outer casing	P. 693
WC0103	Outer casing	P. 693
WC0104	Outer casing	P. 693
WC0150	Outer casing	P. 697

WC0201	Outer casing	P. 693
WC0202	Outer casing	P. 693
WC0300	Outer casing	P. 693
WC0301	Outer casing	P. 693
WC0302	Outer casing	P. 683
WC0400	Outer casing	P. 693
WC0401	Outer casing	P. 693
WC0410	Outer casing	P. 693
WC0411	Outer casing	P. 693
WC0501	Outer casing	P. 693
WC0601	Outer casing	P. 693
WC0701	Outer casing	P. 693
WC1410_	Outer casing	P. 693
WC1500	Outer casing	P. 694
WC1501	Outer casing	P. 694
WC1600	Outer casing	P. 694
WC1801	Outer casing	P. 694
WC1802	Outer casing	P. 694
WC1901	Outer casing	P. 694
WC1902	Outer casing	P. 694
WC1903	Outer casing	P. 694
WC2001	Outer casing	P. 694
WC2002	Outer casing	P. 694
WC2003	Outer casing	P. 694
WC2201	Outer casing	P. 694
WC2202	Outer casing	P. 694
WC2203	Outer casing	P. 694
WC2401	Outer casing	P. 694
WC2402	Outer casing	P. 695
WC2403	Outer casing	P. 695
WC3101	Outer casing	P. 695
WC3102	Outer casing	P. 695
WC3103	Outer casing	P. 695
WC3104	Outer casing	P. 695
WC3105	Outer casing	P. 695
WC3106	Outer casing	P. 695
WC3107	Outer casing	P. 695
WC3108	Outer casing	P. 695
WC3109	Outer casing	P. 695
WC3110	Outer casing	P. 695
WC4010	Outer casing	P. 695
WC4011	Outer casing	P. 695
WC4020	Outer casing	P. 695
WC4021	Outer casing	P. 696
WC4050	Outer casing	P. 696
WC4051	Outer casing	P. 696
WC4511	Outer casing	P. 696
WC4521	Outer casing	P. 696
WC4551	Outer casing	P. 696
WC5002	Outer casing	P. 696
WC5003	Outer casing	P. 696
WC5005	Outer casing	P. 696
WC5102	Accessory for PVC sheathing	P. 702
WC5105	Accessory for PVC sheathing	P. 702
WC5201	Outer casing	P. 696
WC5202	Outer casing	P. 696
WC5203	Outer casing	P. 696
WC5301	Accessory for PVC sheating	P. 702
WC5302	Accessory for PVC sheating	P. 702
WC5303	Accessory for PVC sheating	P. 702
WC5610	Outer casing	P. 696
WC5611	Outer casing	P. 696
WC6050	Outer casing	P. 696
WC6100	Outer casing	P. 697
WC6510	Outer casing	P. 697
WC6511	Outer casing	P. 697
WC6512	Outer casing	P. 697
WC6520	Outer casing	P. 697
WC6521	Outer casing	P. 697
WC6522	Outer casing	P. 697
WC6710	Outer casing	P. 697
WC6711	Outer casing	P. 697
WC6712	Outer casing	P. 697
WC6720	Outer casing	P. 697
WC6721	Outer casing	P. 697
WC6722	Outer casing	P. 697
WC8110	Outer casing	P. 697
WC8111	Outer casing	P. 697
WC8112	Outer casing	P. 697
WC8113	Outer casing	P. 697
WC8114	Outer casing	P. 697
WC8150	Outer casing	P. 697
WC8151	Outer casing	P. 697
WC8152	Outer casing	P. 697
WC8153	Outer casing	P. 697
WC8154	Outer casing	P. 697
WC8220	Outer casing	P. 697
WC8221	Outer casing	P. 697
WC8222	Outer casing	P. 697
WC8223	Outer casing	P. 697
WC8224	Outer casing	P. 697
WC8250	Outer casing	P. 697
WC8251	Outer casing	P. 697
WC8252	Outer casing	P. 697
WC8253	Outer casing	P. 697
WC8254	Outer casing	P. 697
WC8310	Outer casing	P. 697
WC8311	Outer casing	P. 697
WC8312	Outer casing	P. 697
WC8313	Outer casing	P. 697
WC8314	Outer casing	P. 697
WC8420	Outer casing	P. 697
WC8421	Outer casing	P. 697
WC8422	Outer casing	P. 697
WC8423	Outer casing	P. 697
WC8424	Outer casing	P. 697
WC8551	Outer casing	P. 697
WC8552	Outer casing	P. 697
WC8651	Outer casing	P. 697
WC8652	Outer casing	P. 697
WD010_	Spacer	P. 701
WD0300_	Spacer	P. 701
WD0400_	Spacer	P. 701
WD0410_	Column/Spacer	P. 700 P. 701
WD0411_	Column/Spacer	P. 700 P. 701
WD0500_	Connection housing	P. 702
WD0601_	Spacer	P. 701
WD0602_	Spacer	P. 701
WD0603_	Spacer	P. 701
WD0651_	Spacer	P. 701
WD0652_	Spacer	P. 701
WD0653_	Spacer	P. 701
WD0700H	Angled bracket	P. 702
WD0800_	Angular base	P. 702
WE0100	Tool for tamper-resistant screws	P. 704
WE0201	Magnet	P. 704
WE0202	Tamper-resistant screw kit	P. 702
WE0203	Screwdriver	P. 702
WE0300	Accessory for extracting IP66 cartridge	P. 702
WE0301	Accessory for positioning filters	P. 704
WE0400A	Semi-diffusing screen	P. 692
WE0400S	Anti-glare screen	P. 692
WE0500A	Semi-diffusing screen	P. 692
WE0500S	Anti-glare screen	P. 692
WF0100	Cable	P. 706

WF0110	Cable	P. 706
WF0210	Cable	P. 706
WF0300	Connection box	P. 707
WF0301	Connection box	P. 707
WF0304	Connection box	P. 707
WF0313	Connector	P. 707
WF0314	Connector	P. 707
WF0315	Connector	P. 707
WF0500	Cable	P. 706
WF0510	Cable	P. 706
WF0600	Cable	P. 706
WF50__	Cable	P. 706
WF52__	Cable	P. 706
WF60__	Cable	P. 706
WF61__	Cable	P. 706
WF64__	Cable	P. 706
WF72__	Cable	P. 706
WF73__	Cable	P. 706
WF74__	Cable	P. 706
WF7505	Cable	P. 706
WF83__	Cable	P. 706
WF84__	Cable	P. 706
WF85__	Cable	P. 706
WF86__	Cable	P. 706
WF87__	Cable	P. 706
WF90__	Cable	P. 706
WG0100	Fixing spring	P. 698
WG0200	Fixing spring	P. 698
WG0301	Fixing spring	P. 698
WG0302	Fixing spring	P. 698
WG0400	Fixing spring	P. 698
WG0501	Fixing spring	P. 698
WG0502	Fixing spring	P. 698
WG0505	Fixing spring	P. 698
WH0100	Honeycomb louvre	P. 690
WH0101	Honeycomb louvre	P. 690
WH0200	Honeycomb louvre	P. 690
WH0201	Honeycomb louvre	P. 690
WH0202	Honeycomb louvre	P. 690
WH0203	Honeycomb louvre	P. 690
WH0401	Honeycomb louvre	P. 690
WH0402	Honeycomb louvre	P. 690
WH0403	Honeycomb louvre	P. 690
WH0501	Honeycomb louvre	P. 690
WH0502	Honeycomb louvre	P. 690
WH0503	Honeycomb louvre	P. 690
WH0504	Honeycomb louvre	P. 690
WH0505	Honeycomb louvre	P. 690
WH0506	Honeycomb louvre	P. 690
WH0610	Honeycomb louvre	P. 690
WH0710	Honeycomb louvre	P. 690
WH0711	Honeycomb louvre	P. 690
WH5010	Honeycomb louvre	P. 690
WH5020	Honeycomb louvre	P. 690
WH5030	Honeycomb louvre	P. 690
WH6010	Honeycomb louvre	P. 690
WH6011	Honeycomb louvre	P. 690
WH6012	Honeycomb louvre	P. 690
WH6020	Honeycomb louvre	P. 690
WH6021	Honeycomb louvre	P. 690
WH6022	Honeycomb louvre	P. 690
WL0100	Suction cup	P. 702
		P. 704
WL0500	Suction cup	P. 702
WM0410_	Bracket for column/spacer mounting	P. 702
WM0411_	Plate for pole mounting	P. 702
WM0412_	Base plate	P. 698
WM0501	Pair of clips	P. 703
WM0502	Pair of tamper-resistant clips	P. 703
WM0601	Pair of brackets	P. 703
WM0602	Pair of brackets	P. 703
WM0811	Pair of brackets	P. 703
WM0812	Pair of brackets	P. 703
WN6001	Anti-fall kit	P. 703
WN6002	U-shaped brackets, pair	P. 704
WN6003	Pair of springs	P. 704
WN6004	Pair of extractors	P. 704
WN6005	Alignment kit	P. 703
WN7001	Extractors pair	P. 704
WN7100	Anti-fall kit	P. 703
WN8001	Extractors pair	P. 704
WN8002	Extractors pair	P. 705
WN8003	U-shaped brackets, pair	P. 705
WN8011	Alignment kit	P. 705
WN8101	Anti-fall kit	P. 703
WN8102	Anti-fall kit	P. 703
WP0100	Spike	P. 699
WP0200	Base plate	P. 698
WP0300	Spike	P. 699
WP1001_	Spike	P. 699
WP1002_	Spike	P. 699
WP1003_	Fixed-arm wall bracket	P. 699
WP1004	Fastener strap	P. 703
WP1005N	Arm for pole mounting	P. 703
WR00_0	Optical filter	P. 692
WR000_	Dichroic filter	P. 692
WR003_	Colour temperature conversion filter	P. 692
WR0100	Mock-up cartdrige	P. 703
WR0300	Optical filter kit	P. 705
WR030_	Optics	P. 692
WR031_	Optics	P. 692
WR032_	Shadow-effect filter Optics	P. 692
WR033_	Shadow-effect filter Colour filter	P. 692
WT000000	Base plate	P. 698
WT000001	Base plate	P. 698
WT20250_	Column	P. 700
WT20600_	Column	P. 700
WT20800_	Column	P. 700
WT40600_	Column	P. 700
WT40800_	Column	P. 700
WT60600_	Column	P. 700
WT60800_	Column	P. 700
WX05	Potentiometer	P. 673
		P. 674
		P. 677
		P. 707
WX06	Synchronization cable	P. 673
		P. 674
		P. 677
		P. 707
WX07	Synchronization cable	P. 673
		P. 674
		P. 677
		P. 707

Z

ZT10101___	Zab Track 1.0	P. 368
ZT11101___	Zab Track 1.1	P. 368
ZT20101_R1_	Zab Track 2.0	P. 369
ZT21101_R1_	Zab Track 2.1	P. 369
ZT30101___	Zab Track 3.0	P. 370
ZT31101___	Zab Track 3.1	P. 370
ZT40101_R1_	Zab Track 4.0	P. 371
ZT41101_R1_	Zab Track 4.1	P. 371

LED EXPERIENCE

Given the continuous evolution of LED technology, the technical characteristics of the lighting fixtures may vary with respect to those given in this publication.
For this reason, the information contained herein shall be deemed merely indicative and not binding for the Company.
The technical reference documentation is available in the download section for each product on the L&L website:

WWW.LUCELIGHT.IT

CONCEPT AND ART DIRECTION
valentinicesarottiassociati

© L&L LUCE&LIGHT SRL, 2017
ALL RIGHTS RESERVED

REV01 11/2017

FSC
www.fsc.org
MISTO
Carta
da fonti gestite in
maniera responsabile
FSC® C019238

PRINTED IN ITALY

L&L Luce&Light srl
Via della Tecnica, 42
36031 Povolaro di Dueville, Vicenza - Italy

T +39 0444 36 05 71
F +39 0444 59 43 04
E lucelight@lucelight.it
W www.lucelight.it

L&L

Luce&Light

L&L

Luce&Light